

**ALLIED HOME VENTILATOR CIRCUITS**

64673	72" Cir. LP5/LP6 Vent. Cir w/exhalation valve, 15/cs
64677	72" Life Care Cir w/exhalation valve, 15/cs
64693	72" Cir. For PB 2800 w/exhalation valve, 15/cs
64698	2801 72" Cir. Exhalation Valve, 15/cs

**ALLIED "E" TRANSPORT SYSTEM**

65361-E	A-Straight Post Transport System, Includes: Cart, E Cylinder (Empty), 0 - 8 Regulator, Cannula w/7' tubing
65363-E	B-Post Transport System w/on-off lever, Includes: Cart, E Cylinder (Empty), 0 - 8 Regulator, Cannula w/7' tubing
65364-E	C-Post Transport System w/on-off lever & gauge, Includes: Cart, E Cylinder (Empty), 0 - 8 Regulator, Cannula w/7' tubing

**ALLIED CYLINDER ACCESSORIES**

65098	2 Wheel Large Cylinder Cart
65398-N	C Nylon Carrying Case
65399-N	D Nylon Carrying Case

**MADA OXYGEN CYLINDER WRENCHES**

166WR	Wrench For Large Cylinder w/CGA-540 Nut
167WR	Wrench w/chain For Small Cylinder, 25/bx

**HUDSON RCI CYLINDER WRENCHES**

5083	Small Cylinder Wrench, Made of Tough, Stress-Resistant Nylon
------	--

**MADA CYLINDER CARTS**

2011	Heavy Duty Cylinder Cart For 50 D/E Cylinders
2012	Cylinder Cart For D/E Cylinder w/8" wheels
2013	Cylinder Cart For D/E Cylinder w/4" wheels
2014	MRI Cart For D/E Cylinder
2016	D/E Hospital Cart w/8" wheel, Chrome
2018	D/E Cylinder Hospital Cart w/cage, Chrome
2019	D/E Cylinder Cart w/easy grip handle
2020	Cylinder Cart For 2 D/E Cylinders
2021	Cylinder Cart For 4 D/E Cylinders
2022	Cylinder Cart For 6 D/E Cylinders, 2 Wheels
2023	Cylinder Cart For 6 D/E Cylinders, 4 Wheels
2024	Cylinder Cart For 12 D/E Cylinders w/2 back wheels
2025	Cylinder Cart For 12 D/E Cylinders w/4 wheels
2026	Cylinder Cart For 18 D/E Cylinders
2027	Cylinder Cart For 24 D/E Cylinders
2028	Layered Cart For 25 D/E Cylinders
2029	Layered Cart For 50 D/E Cylinders
2030	Heavy Duty Cylinder Cart For 40 D/E Cylinders
2031	Heavy Duty Cylinder Cart For 24 D/E Cylinders
2041	M6 Cylinder Cart For 30 M6 Cylinders
2042-6	M6 Cylinder Carrier For 6 M6's Aluminum Construction
2044	M6 Cylinder Cart For 60 M6 Cylinders
2051	Cylinder Cart For 1902 M60 Cylinder
2053	Large Cylinder Cart w/retractable support leg
2055	Cylinder Cart For Large Cylinder 40-150 Cu. Ft.
370AE	Adjustable Cylinder Cart For D/E Cylinder, Painted, 2/bx
370C	Cylinder Cart For Single D & E Cylinder, Chrome Plated, 2/bx
370E	Cylinder Cart For D/E Cylinder, Painted, 2/bx
371	Cylinder Cart For 1632E Resuscitator Kit

**MADA CYLINDER TRUCKS**

2057	Heavy Duty Cylinder Truck w/stair climber
2058	Heavy Duty Cylinder Truck w/stair climber, Pneumatic Wheels
2059	Heavy Duty Cylinder Truck w/stair climber, Solid Wheels
2060	Heavy Duty Cylinder Truck, Solid Wheels
2061	Heavy Duty Cylinder Truck w/D/E Cylinder Slots
2062	Heavy Duty Cylinder Truck, Pneumatic Wheels
2063	Heavy Duty Cylinder Truck, Pneumatic Wheels
2064	Large Cylinder Truck w/safety chain
2065	Hand Truck For 2 Large Cylinders

**We have the right  
products to meet  
your needs.**

**Please call for help  
locating certain items.**



## MADA CYLINDER BRACKETS

- 2034 Wheelchair Bracket For D/E Cylinder, Painted
- 2035 Wheelchair Bracket For D/E Cylinder, Chrome
- 2036 Wall Bracket For D/E Cylinder, Painted
- 2037 Wall Bracket For D/E Cylinder, Chrome
- 2038 Wheelchair Bracket For D/E Cylinder w/IV Pole, Painted
- 2066 Wall Bracket For Large Cylinder 7"-9 1/2"
- 2067 Wall Bracket For 2 Large Cylinders w/safety chain
- 2068 Wall Bracket For 2 Large Cylinders w/nylon belt

## ALLIED FIBERGLASS CYLINDER BASES

- 65040 Small E or D Cylinder Base
- 65043 Medium 122 Cylinder Base, 3/cs
- 65045 Large 244 Cylinder Base, 3/cs

## ALLIED OXYGEN GAS CYLINDERS - EMPTY

- 31-10-0010PK M6 Straight Post Cylinder, 6/pk
- 31-10-0012PK C-Straight Post Cylinder, 6/pk
- 31-10-0014PK C-Straight Post Cylinder, 6/pk
- 31-10-0016PK E-Straight Post Cylinder, 6/pk
- 31-10-0110 M6 Post Cylinder w/on-off lever & gauge
- 31-10-0112 C-Post Cylinder w/on-off lever & gauge
- 31-10-0114 D-Post Cylinder w/on-off lever & gauge
- 31-10-0116 E-Post Cylinder w/on-off lever & gauge
- 31-10-2010 M6 Post Cylinder w/on-off lever
- 31-10-2010PK M6 Post Cylinder w/on-off lever, 6/pk
- 31-10-2012 C-Post Cylinder w/on-off lever
- 31-10-2012PK C-Post Cylinder w/on-off lever, 6/pk
- 31-10-2014 D-Post Cylinder w/on-off lever
- 31-10-2014PK D-Post Cylinder w/on-off lever, 6/pk
- 31-10-2016 E-Post Cylinder w/on-off lever
- 31-10-2016PK E-Post Cylinder w/on-off lever, 6/pk

Ask about our  
new products.

## INVACARE CYLINDERS

- IRCM4870-6 M-4 CGA 870 Cylinder w/standard valve, 6/pk
- IRCM6870-6 M-6 CGA 870 Cylinder w/standard valve, 6/pk
- IRCM9870-6 M-9 CGA 870 Cylinder w/standard valve, 6/pk
- IRCMD870-6 M-D CGA 870 Cylinder w/standard valve, 6/pk
- IRCMD870T-6 M-D CGA 870 Cylinder w/toggle valve, 6/pk
- IRCM870-6 M-E CGA 870 Cylinder w/standard valve, 6/pk
- IRCM6870T-6 M-L6 CGA 870 Cylinder w/toggle valve, 6/pk
- IRCM22870-72 M-22 CGA870 Standard Valve, pallet
- IRCM22870T-72 M-22 CGA870 Toggle Valve, pallet
- IRCM4870-144 M-4 CGA870 Standard Valve, pallet
- IRCM4870T-144 M-22 CGA870 Toggle Valve, pallet
- IRCM4870T-6 M-4 CGA 870 Cylinder w/toggle valve, 6/pk
- IRCM60540-42 M-60 CGA540 Hand Wheel, pallet
- IRCM6870-144 M-60 CGA870 Standard Valve, pallet
- IRCM6870T-144 M-60 CGA870 Toggle Valve, pallet
- IRCM6870T-6 M-6 CGA 870 Cylinder w/toggle valve, 6/pk
- IRCM7870-81 M-7 CGA870 Standard Valve, pallet
- IRCM7870T-81 M-7 CGA870 Toggle Valve, pallet
- IRCM90540-42 M-90 CGA540 Hand Wheel, pallet
- IRCM9870-81 M-9 CGA870 Standard Valve, pallet
- IRCM9870T-6 M-9 CGA 870 Cylinder w/toggle valve, 6/pk
- IRCM9870T-81 M-9 CGA870 Toggle Valve, pallet
- IRCMD870-81 M-D CGA870 Standard Valve, pallet
- IRCMD870T-81 M-D CGA870 Toggle Valve, pallet
- IRCM870-81 M-E CGA870 Standard Valve, pallet
- IRCM870T-6 M-E CGA 870 Cylinder w/toggle valve, 6/pk
- IRCM870T-81 M-E CGA870 Toggle Valve, pallet
- IRCM6870-6 M-L6 CGA 870 Cylinder w/standard valve, 6/pk
- IRCM6870-81 M-L6 CGA870 Standard Valve, pallet
- IRCM6870T-81 M-L6 CGA870 Toggle Valve, pallet
- IRCM540-25 M-M CGA540 Hand Wheel



## MADA CYLINDER CART AND STAND ACCESSORIES

- 2039 Holder For M6 Basket #2042
- 2042 M6 Cylinder Basket For 10 M6 Cylinders, 2/bx
- 2073 5/16" x 1.5" Thumb Screw For Carts
- 2074 3/8" x 1" Thumb Screw For Carts
- 2075 3/8" Plastic Replacement Knob
- 2077 Replacement Wheel 8" x 1.5"
- 2078 Replacement Wheel 10" x 1.75"
- 2080 Replacement Wheel 4" x 1"
- 2081 Replacement Wheel 4" x 1.25"
- 2082 Replacement Wheel 4" x 1.25"
- 2070 Guide Kit For 2058 & 2059
- 2072 1/4" x 1" Plastic Thumb Screw For Carts
- 2086 Locking Caster For 2025 & 2027

## MADA CYLINDER RACKS

- 2032 Layered Cylinder Rack For 25 D/E Cylinders
- 2033 Layered Cylinder Rack For 50 D/E Cylinders
- 2056 Cylinder Rack For 8 Large Cylinders



**MADA CYLINDER STANDS**

- 1370 Cylinder Stand For "M60" Cylinder, Chrome Plated
- 2000 Hand Carry D/E Cylinder
- 2001 Cylinder Stand For D/E Cylinder
- 2002 Cylinder Stand For D/E Cylinder, Chrome
- 2003 Cylinder Stand For 4 D/E Cylinders
- 2004 Cylinder Stand For 6 D/E Cylinders
- 2005 Stand w/lock top For 6 E Cylinders
- 2006 Stand w/lock top For 12 E Cylinders
- 2007 Cylinder Stand For 12 D/E Cylinders
- 2008 Cylinder Stand For 18 D/E Cylinders
- 2009 Cylinder Stand For 24 D/E Cylinders
- 2010 Cylinder Stand For 40 D/E Cylinders
- 2040 M6 Cylinder Stand For "M6" Cylinders
- 2040-12 M6 Cylinder Stand For 12 "M6" Cylinders
- 2043 M6 Cylinder Stand For 60 "M6" Cylinders
- 2046 Cylinder Stand For "M60" Cylinder, Painted
- 2048 Stand w/wheels for large Cylinder 9"-9 1/2"
- 670 Cylinder Stand For Large Cylinder 7"-9 1/2"



**ALLIED OXYGEN REGULATORS**

- 32-29-6000 0-8 LPM Cylinder Regulator w/2" gauge, Barbed Connection, Red
- 32-29-6100 0-15 LPM Cylinder Regulator w/2" gauge, Barbed Connection, Red


**INVACARE PISTON REGULATORS**

Select flow style. Lightweight and durable. Bumper-protected contents gauge. Flow lock knob. Six-year warranty ensures years of accurate, trouble-free service.

- IRC2002 CGA870, 0-4 LPM Regulator, Pediatric
- IRC2020 CGA870, 0-8 LPM Regulator
- IRC2025 CGA870, 0-15 LPM Regulator
- IRC2030 CGA540, 0-15 LPM Regulator
- IRC2121 CGA870, 0-6 LPM Regulator



6250



7250

**MADA OXYGEN CONSERVING REGULATORS & ACCESSORIES**

- 6249 6250 Conservor w/shoulder bag
- 6250 OCD-2000 O2 Conserving Regulator
- 7249 OCD-3000 w/M6 shoulder bag
- 7250 OCD-3000 O2 Conservor Regulator CGA870
- 6247 OCD-2000 Conserving Kit w/M6/C Camera Bag
- 6251E OCD-2000 System w/M6 Cylinder, Empty, Shoulder Bag, Nasal Cannula
- 6252E OCD-2000 System w/M6 Cylinder, Empty, Camera Bag, Nasal Cannula
- 7249-II OCD-3000 Conserving Kit w/M6 shoulder bag
- 7250-II OCD-3000 Pneumatic Conserving Regulator
- 7251-II OCD-3000 System w/M6 cylinder, Empty, Shoulder Bag, Dual Lumen Nasal Cannula
- 7252-II OCD-3000 System w/M6 cylinder, Empty, Camera Bag, Dual Lumen Nasal Cannula



**ALLIED LARGE CYLINDER REGULATOR**

For use on CGA 540 cylinders. Comes with 2" gauge.

- 23002 0-8 LPM Cylinder Regulator
- 23003 0-15 LPM Cylinder Regulator
- 23004 0-15 LPM & (2) 9/16-18 D.I.S.S. Outlets H.P., Cylinder Regulator
- 23020 Low Flo Regulator, Setting Starting at 1/8

**MADA OXYGEN CLICK STYLE REGULATORS**

- R1835-15GB Click Regulator, 1/2-15 w/ga, CGA870
- R1835-8GB Rotary Regulator For Small Cylinder



21004



21014



21017

**ALLIED SMALL CYLINDER REGULATOR**

For use on CGA 870 ("D" or "E" size) cylinders. Yoke-pin style.

- 21004 0-8 LPM Cylinder Regulator w/o gauge, Barbed Connection
- 21007 0-15 LPM Cylinder Regulator w/o gauge, Barbed Connection
- 21012 0-15 LPM & (2) 9/16-18 D.I.S.S. Outlets H.P., Cylinder Regulator w/2" gauge
- 21014 0-8 LPM Cylinder Regulator w/2" gauge, Barbed Connection
- 21017 0-15 LPM Cylinder Regulator w/2" gauge, Barbed Connection

## HUDSON RCI OXYGEN THERAPY START-UP KITS

Supplied in a convenient drawstring bag labeled with a bar code, part number and list of kit contents. Cannulas, tubing and humidifier are individually packaged and labeled. Each kit includes one nipple and nut adapter, oxygen tubing connector, small cylinder wrench and a bilingual No Smoking sign. All kits feature the Hudson RCI Softech® nasal cannula for maximum patient comfort

- 1950 Oxygen Therapy Start-Up Kit Includes (4) Cannula w/7 ft Tubing, (2) 50 ft Star Lumen Tubing, (1) 6 PSI Humidifier, 10/cs
- 1951 Oxygen Therapy Start-Up Kit Includes (6) Cannula w/7 ft Tubing, (2) 25 ft Star Lumen Tubing, (1) 6 PSI Humidifier, 10/cs
- 1952 Oxygen Therapy Start-Up Kit Includes (6) Cannula w/7 ft Tubing, (1) 50 ft Star Lumen Tubing, 10/cs
- 1953 Oxygen Therapy Start-Up Kit Includes (4) Cannula w/7 ft Tubing, (2) 25 ft Star Lumen Tubing, (1) 50 ft Star Lumen Tubing, (1) 6 PSI Humidifier, 10/cs
- 1954 Oxygen Therapy Start-Up Kit Includes (2) Cannula w/7 ft Tubing, (6) Cannula w/o tubing, (1) 25 ft Star Lumen Tubing, (1) 50 ft Star Lumen Tubing, 10/cs

## INVACARE HOME FILL II OXYGEN FILLING SYSTEM

The compact HomeFill II revolutionizes ambulatory oxygen by allowing patients to fill their own cylinders from their Invacare® 5-liter concentrator. With HomeFill II, providers virtually eliminate cylinder deliveries, reducing costs by three-to-one, and patients enjoy their freedom and independence with an unlimited supply of ambulatory oxygen. The HomeFill II Oxygen Filling System allows the patient to breathe at home from a continuous flow concentrator and then use a convenient ambulatory pack when they are "out and about". The Patient Convenience Pack available for the HomeFill uses the latest in integrated pneumatic conserving technology for a 3.7-to-1 ratio while remaining lightweight. This new cylinder combines all the patient independence and provider cost savings realized with the Home Fill II delivery model plus carefree convenience and simplicity. The convenience pack (available in ML6 and ML9 sizes) requires no batteries, no cumbersome connection tubes, and uses a standard single lumen cannula. It allows the patient to quickly fill an ambulatory cylinder and go where they want, when they want.

- IOH200 Home Fill Compressor
- HF2PC9 HomeFill II Patient Convenience Pack - M9 Size Cylinder Only (regulator 2 year warranty)
- HF2PC9BAG HomeFill II Patient Convenience Pack - M9 Size Bag Only
- HF2PCL6BAG HomeFill II Patient Convenience Pack - ML6 Size Bag Only
- HF2PCL6KIT HomeFill II Patient Convenience Pack - ML6 Size Cylinder & Bag (regulator 2 year warranty)
- HFCPC9KIT HomeFill II Patient Convenience Pack - M9 Size Cylinder & Bag (regulator 2 year warranty)
- HFPCL6 HomeFill II Patient Convenience Pack - ML6 Size Cylinder Only (regulator 2 year warranty)
- IOH200PC HomeFill II Compressor w/table, Cylinder Carrying Bag & 2 ML6 HomeFill II Cylinders w/integrated pneumatic conservers (1 year warranty)

### Accessories

- IOH250 Home Fill II Stand
- IOH2M9 Home Fill II Cylinder Assembly M9 (C) Size
- IOH2M6 Home Fill II Cylinder Assembly M6 Size



33-10-0005



33-80-0002

## ALLIED LIBERTY OXYGEN CONSERVER

Engages exactly and only when patient starts to breathe, and turns off when the cannula is removed from the face. The result is a conservation ratio of 5:1, which means the cylinder's oxygen supply will last up to five times longer. A flashing green light on the display panel confirms with each pulse that oxygen is being delivered and the unit is functioning properly. The built-in oxygen regulator features an all-brass construction, making it both long lasting and compliant with the latest safety codes set forth by NIOSH. Truly portable and powered by a single C battery. A red warning light will flash continually for 24-48 hours when it's time for the battery to be replaced. This safety feature makes traveling that much more secure, even when taking extended trips abroad. It weighs just 18 oz. A convenient toggle switch allows patient to select the continuous flow mode. Located at the bottom of the unit, the switch is designed to avoid accidental mode changing.

- 33-10-0005 Liberty Oxygen Conserver
- 33-10-0010 Mini Liberty Oxygen Conserver

### Accessories

- 33-80-0002 Universal 3-in-1 Bag For B or C Cylinder
- 33-80-0003 Shoulder Bag For B or C Cylinder



## INVACARE OXYGEN CONCENTRATORS

Pressure-based software automatically adjusts valve cycle time to compensate for altitude, filter condition, line voltage and compressor maturity, assuring consistently high oxygen concentrations. Four-way valve shifts based on pressure, not on time. Valve shifts when pressure in sieve bed is optimal for delivering peak concentrations of oxygen. .5 lpm peak flow. Filters are designed for maximum life. Quick-disconnect fittings on the wire harness make service a snap. Audible alarms. Five year warranty.

- IRC5LX Concentrator, 5L w/out SensO2
- IRC5LXO2 Concentrator, 5L w/SensO2

## SUNRISE MEDICAL DEVILBLISS® OXYGEN CONCENTRATORS

- 303DS 3 ltr Oxygen Concentrator, 37 lb w/OSD
- 303DZ 3 ltr Oxygen Concentrator, 37 lb
- 515ADS 5 ltr Oxygen Concentrator w/OSD
- 515ADZ 5 ltr Oxygen Concentrator

### Accessories

- SMART-100 SMART Track® Service Module For Use w/all DeVilbiss OSD Concentrators



### INVACARE PORTABLE COMPRESSED OXYGEN SYSTEMS

- HP4021 System "E" Size, No Gauge  
 HP4121 System "D" Size, No Gauge

#### Accessories

- HP5001 Two Wheeled Cart For Three Cylinders, 2/cs  
 HP5102 Nylon Case "D" Size, Blue  
 HP5900 Cylinder Wrench

### SUNRISE MEDICAL PULSEDOSE® PORTABLE COMPRESSED OXYGEN CONSERVING DEVICE

Offers true 4:1 savings. With the rounded, well-balanced design, the PD4000 delivers high efficiency and improved clinical benefits. It features easy to use single control, open regulator design with 11 common RX settings. Impact-resistant GE Laxan® outer covering making it not only durable but attractive as well. 3 year warranty.

- PD4000 PulseDose Conserving Device, Regulator Built-In

### HUDSON RCI UNIVERSAL SINGLE-LIMB VENTILATOR CIRCUIT

Includes components needed for use with most home care and transport ventilators. Clear tubing allows for easy visualization inside circuit. Segmented tubing facilitates insertion of temperature probes, small volume nebulizers, and water traps. Green exhalation valve diaphragm provides clear view of valve function. Color-coded pressure and exhalation valve drive lines facilitate proper set-up.

- 1696 Universal Single-Limb Ventilator Circuit, 15/cs

### ALLIED PORTABLE OXYGEN SYSTEMS

- 65161-E A-Post Oxygen System, Includes: Shoulder Bag, M9 Cylinder (Empty), B&F Regulator, Cannula w/7" Tubing  
 65163-E B-Post Oxygen System w/on-off lever, Includes: Shoulder Bag, M9 Cylinder (Empty), B&F Regulator, Cannula w/7" Tubing  
 65164-E C-Post Oxygen System w/on-off lever & gauge, Includes: Shoulder Bag, M9 Cylinder (Empty), B&F Regulator, Cannula w/7" Tubing  
 65261-E A-Straight Post Oxygen System, Includes: Shoulder Bag, M9 Cylinder (Empty), B&F Regulator, Cannula w/7" Tubing  
 65262-E D-Post Oxygen System w/gauge, Aluminum, Empty  
 65263-E Oxygen System, Includes: Shoulder Bag, M9 Cylinder (Empty), B&F Regulator, Cannula w/7" Tubing

### ALLIED RESPIRATORY ACCESSORIES

- 64015 Mouthseal Kit, 50/cs  
 64019 Nose Clip Only, 100/cs  
 64020 Bacteria Filter 22mm Male x 22mm Female Clear, 50/cs  
 64021 Mouthseal Cushion Only, 50/cs  
 64022 One Way Valve w/mouthpiece, 10/cs  
 64401 Oxygen Nut & Stem/Chrome, 10/cs  
 64402 Elbow Adaptor, 22mm O.D. x 22mm I.D., 50/cs  
 64403 Cascade Ventilator Adaptor, 50/cs  
 64406 Tubing Connector 22/22mm OD, 50/cs  
 64407 One Way Valve 22mm EA and OD, 10/cs  
 64440 Mouthpiece, Universal, Bulk, 100/cs  
 64550 Water Trap w/drainage bag, 25/cs  
 64600 Vent Circuit Tubing Hanger, 100/cs  
 65100 Supply Line Connector, 200/cs  
 65401 Oxygen Nut & Stem/Plastic, 50/cs  
 65416 2 Cylinder Manifold & "T" Block  
 65421 Transfiller, w/gauge  
 65726 Cylinder & Regulator Contents Gauge  
 66079 Small Cylinder Wrenches/Metal, 20/cs  
 66080 Small Cylinder Wrenches/Plastic, 50/cs  
 66082 Large Cylinder Wrenches/Metal, 10/cs  
 66099 No Smoking Placard, 100/cs  
 86060-BR Stat O Seal Washers, Brass, 50/cs

### ALLIED OXYGEN MASKS

- 64007 Adult Mask Medium-High Concentration w/o Check Valve Reservoir Bag, Tubing, Safety Vents Open, 50/cs  
 64009 Pediatric Mask Medium-High Concentration w/o Check Valve Reservoir Bag, Tubing, Safety Vents Open, 50/cs  
 64041 Elongated Mask, Adult, Medium Concentration, 7 ft Tubing, 50/cs  
 64049 Elongated Mask, Adult, Medium Concentration w/o Tubing, 50/cs  
 64059 Adult Total Non-Rebreather, Mask w/reservoir bag, 7" Tubing, Check Valve, Safety Vents Closed, 50/cs  
 64060 Adult Partial Non-Rebreather Mask w/reservoir bag, 7 ft Tubing, Check Valve, One Safety Vent Open, 50/cs  
 64090 Pediatric Partial Non-Rebreather Mask w/reservoir bag, 7 ft Tubing, Check Valve, One Safety Vent Open, 50/cs  
 64091 Pediatric Mask, Medium Concentration w/o Tubing, 50/cs  
 64092 Pediatric Mask, Medium Concentration w/7 ft Tubing, 50/cs



### KIMBERLY-CLARK RESPIRATOR ACCESSORIES

- 47950 Qualitative Fit Test Kit



### ALLIED VARIABLE SELECT OXYGEN MASKS

Available in pediatric and adult sizes. Both feature 24% to 50% diluter, humidification hood, color-coded venturi and 7' of tubing.

- 64003 Pediatric Mask w/diluter, 50/cs  
 64008-SF Adult Mask w/diluter, 50/cs

## ALLIED AEROSOL MASKS

- 60280 Adult Face Tent Mask, 50/cs
- 61075 Adult Trach Mask, 50/cs
- 61076 Pediatric Trach Mask, 50/cs
- 64083 Elongated Mask, Adult, Under The Chin, 50/cs
- 64085 Mask w/Nebulizer & Tubing, 50/cs
- 64093 Pediatric Mask Only, 50/cs
- 64095 Pediatric Mask w/Nebulizer & Tubing, 50/cs

## ADC® VALVE RESUSITATION MASK WITH ONE WAY VALVE

Triple channel air cushion design provides greater surface for maximum airseal and patient comfort. Facemask plastic housing remains rigid for greater durability in higher temperatures. See-thru design enhances patient monitoring. Standard 22mm supply and 6mm oxygen ports provide compatibility with most support equipment. The disposable one way valve prevents victim's exhaled air from returning into the rescuer's mouthpiece by directing it through exhaust ports.

- 4050 Triple Seal Mask
- 4051 One Way Valve Mask
- 4052 Valve Mask Combo

## RUSCH AEROSOL MASKS

Under the chin. Plastic. Non-sterile. Single use.

- 395826 Infant Aerosol Mask, 50/bx

## RUSCH MASK PLUG

Replacement plug for mask inflation line. Packaging: 10/box.

- 9991000 Mask Plug

## RUSCH OXYGEN MASKS

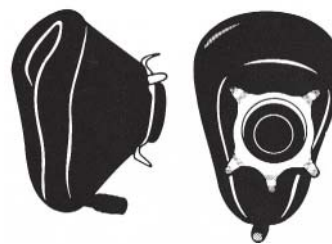
Non-sterile. Plastic. Single use. The infant mask consists of a soft vinyl face piece, oxygen inlet with a barbed barrel which firmly grasps the oxygen line. The oxygen line in turn, has gripping rings so that it will lock onto an inlet of this sort. The elastic bands are wide and may be simple adjusted to any size head.

- 395406 Infant High Concentration Rebreathing Mask, 50/bx
- 395407 Infant High Concentration Rebreathing Mask w/7 ft Oxygen Tubing, 50/bx
- 395497 Infant High Concentration Non-Rebreathing Mask w/7 ft Oxygen Tubing, 50/bx
- 395498 Infant High Concentration Non-Rebreathing Mask, 50/bx
- 395499 Infant Medium Concentration Mask, 50/bx
- 396218 Infant Medium Concentration Mask w/7 ft Oxygen Tubing, 50/bx

## RUSCH SILKOMED FACE MASK

Face Mask Silicone Rendell Baker Soucek™ Style Pediatric Face Mask, 100% Silicone, Non-Sterile, 22 mm female fitting. Outstanding fit. Minimal dead space. Outlets retain their shape. Comfortable to hold.

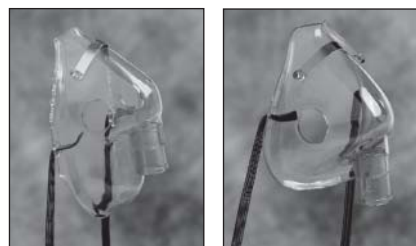
- 154300003 Size 0 Face Mask, Rendall Baker Soucek, 2/bx
- 154300010 Size 1 Face Mask, Rendall Baker Soucek, 2/bx
- 154300020 Size 2 Face Mask, Rendall Baker Soucek, 2/bx
- 154300030 Size 3 Face Mask, Rendall Baker Soucek, 2/bx



## RUSCH WARNE ANATOMICAL FACE MASK

BOC pattern mask features a universal retention ring. Made of antistatic/conductive rubber. 22 mm fitting. Non-sterile. Individually packaged.

- 3101100 Premature Face Mask, Size 0
- 3101101 Newborn/Infant Face Mask, Size 1
- 3101102 Child Face Mask, Size 2
- 3101103 Small Adult Face Mask, Size 3
- 3101104 Medium Adult Face Mask, Size 4
- 3101105 Large Adult Face Mask, Size 5
- 3101106 X-Large Adult Face Mask, Size 6



## HUDSON RCI AEROSOL MASKS

Clear, soft vinyl for patient comfort. Adjustable nose clip assures comfortable fit. Specifically designed for aerosol therapy. Accepts 22mm I.D. aerosol tubing. Does not include tubing.

- 1080 Pediatric Mask, 50/cs
- 1085 Elongated Pediatric Mask, 50/cs
- 1084 Adult Mask, 50/cs
- 1083 Elongated Adult Mask, 50/cs



## HUDSON RCI FACE TENT

For high-humidity aerosol therapy. Distinctive under-the-chin design made of clear, soft vinyl offers patient comfort and ease of speech. Accepts 22mm I.D. aerosol tubing.

- 1095 Face Tent w/o tubing, 50/cs



**HUDSON RCI MULTI-VENT® MASK**

Safe, simple delivery of variable concentrations of oxygen. Features color-coded, low- and medium-concentration diluters. Locking ring secures flow setting. Includes adaptor for high humidity entrainment. Complete with 7 ft oxygen supply tubing.

1088 Adult Mask, 50/cs



1059



1060


**HUDSON RCI NONBREATHING MASKS**

Low-resistance, latex free, check valve prevents rebreathing and allows exhaled gas to escape. Adjustable nose clip assures comfortable fit. 750mL reservoir bag.

1058 Pediatric Mask w/safety vent & 7 ft tubing, 50/cs  
 1059 Adult Mask w/safety vent & 7 ft tubing, 50/cs  
 1060 Adult Mask w/7 ft tubing & w/o safety vent, 50/cs



MS3210



MS3250

**INVACARE MASKS**

ISP2000 Standard Twilight Mask  
 ISP2000L Large Twilight Mask  
 MS20AM Adult Sidestream Mask, 50/ctn  
 MS20PM Pediatric Sidestream Mask, 50/ctn  
 MS3210 Elongated Oxygen Mask, Medium concentration w/7 ft tubing, 50/cs  
 MS3211 Elongated Oxygen Mask, Medium Concentration, Pediatric w/7 ft tubing, 50/cs  
 MS3250 Tracheostomy Mask, Adult, 50/cs  
 MS3251 Tracheostomy Mask, Pediatric, 50/cs  
 ISP2030 Twilight Mask Standard Size Replacement w/out headgear  
 ISP2030L Twilight Mask Large Size Replacement w/out headgear

**Accessories**

ISP2010 Standard Twilight Replacement Cushion & Pads  
 ISP2010L Large Twilight Replacement Cushion & Pads

**HUDSON RCI SURE SEAL® MASKS**

Incorporates specially designed nose area and comfortable, gas-tight, low pressure seal. Color-coded retaining rings are removable for hand-held procedures.

1271 Neonate Mask, White Ring, 20/cs  
 1272 Infant Mask, Pink Ring, 20/cs  
 1273 Pediatric/Toddler Mask, Yellow Ring, 20/cs  
 1274 Small Adult/Youth Mask, Green Ring, 20/cs  
 1275 Medium Adult Mask, Red Ring, 20/cs  
 1276 Large Adult Mask, Blue Ring, 20/cs  
 1277 Neonate Mask w/inflation port, White Ring, 20/cs  
 1278 Infant Mask w/inflation port, Pink, Ring, 20/cs  
 1279 Pediatric/Toddler Mask w/inflation port, Yellow Ring, 20/cs  
 1280 Small Adult Mask w/inflation port, Green Ring, 20/cs  
 1281 Medium Adult Mask w/inflation port, Red Ring, 20/cs  
 1282 Large Adult Mask w/inflation port, Blue Ring, 20/cs




**HUDSON RCI TRACHEOSTOMY MASKS**

For tracheostomy and laryngectomy aerosol therapy. Tubing connector swivels 360° and accepts 22mm I.D. corrugated tubing.

1075 Adult Mask, 50/cs  
 1076 Pediatric Mask, 50/cs



1040



1041

**HUDSON RCI CONCENTRATION MASKS**

1035 Pediatric Medium Concentration Mask, 50/cs  
 1040 Adult Medium Concentration Mask, 50/cs  
 1041 Adult Elongated Medium Concentration Mask, 50/cs  
 1042 Pediatric Elongated Medium Concentration Mask, 50/cs



**HUDSON RCI INCENTIVE BREATHING EXERCISERS**

1750 Lung Volume Exerciser, 10/cs  
 8884715700 AIR-EZE® II Incentive Deep Breathing Exerciser, 12/cs  
 8884717301 TRIFLO™ II Inspiratory (3-ball) Deep Breathing Exerciser, 12/cs  
 8884719009 VOLDYNE® 5000 Volumetric Exerciser, 12/cs  
 8884719025 VOLDYNE® 2500 Volumetric Exerciser, 12/cs

**RUSCH OXYGENATOR**

Used for rapid oxygenation of patients blood after surgical procedures. Will shorten time spent per patient in recovery room. Fits all standard endotracheal tubes and tracheostomy tubes (15mm). Allow supplemental oxygen therapy in the recovery room. Oxygen is delivered through small bore tubing connected to the oxygen barb on the oxygenator. A 6" piece of 22mm tubing acts as an oxygen reservoir. Four-way tee with cap and loop allows suction procedures to be accomplished without removing oxygenator.

396049 Oxygenator, 50/bx

**RUSCH ADAPTERS**

Plastic. Non-sterile. Single use.

395282 2 Straight 2mm Adapter w/barbed elbow fitting, 50/bx  
 395307 Trach Tee 4-Way Fitting Adapter, 50/bx  
 395552 Oxygen Barb 3/4" Connector, 50/bx  
 395938 22mm End Cap Adapter, Individually Bagged, 100/bx  
 396340 Christmas Tree Adapter, One-Piece Nut & Nipple, 50/bx  
 396345 Swivel Christmas Tree Adapter, Two-Piece Nut & Nipple, 50/bx  
 39679101 Corrugated Tubing w/T Adapter, Tube Length - 6"/62", 50/bx  
 395914 Christmas Tree Adapter, 1000/bx  
 395944 Female Valve 22mm End Cap Adapter, 50/bx  
 396281 5-in-1 Ribbed Tubing Connector Adapter, 50/bx

**HUDSON RCI ADAPTORS**

1642 Pressure Line Adaptor, 22mm ID/22mm OD, 50/cs

**HUDSON RCI CONNECTORS**

1420 Oxygen Supply Tubing Connector, 50/cs

**HUDSON RCI DISPOSABLE NIPPLE & NUT**

2555 Disposable Nipple & Nut, Barbed Hose Adaptor For Standard D.I.S.S. Threaded Oxygen Outlets, 50/cs

**MADA HOSPITAL FLOWMETERS, FITTINGS & ACCESSORIES**

1700 Oxygen Flowmeter, 1/4-15 LPM, 50 psi Back Inlet, Wall Mounted, 1/8" NPT Female  
 1700-1 Oxygen Flowmeter, 1/10-1 LPM, 50 psi Back Inlet, Wall Mounted, 1/8" NPT Female  
 1700-3 Oxygen Flowmeter, Pediatric 1/8-3 LPM, 50 psi Back Inlet, Wall Mounted  
 1701 Oxygen Flowmeter, 1/2-15 LPM, 50 psi Back Inlet  
 1701-3 Oxygen Flowmeter, Pediatric 1/8-3 LPM, 50 psi Back Inlet  
 1701-8 Oxygen Flowmeter, 1/4-8 LPM, 50 psi Back Inlet  
 1701-A Air Flowmeter (Cylindrical Style), 1/2-15 LPM, 50 psi Back Inlet  
 1703 DISS Female Oxygen Adapter For Flowmeter, Nut & Nipple, 1/8" NPT  
 1703A DISS Female Air Adapter, 1/8" NPT Male For Flowmeter  
 1706 Ohio Diamond Oxygen Adapter, 1/8" NPT Male For Flowmeter  
 1706A Ohio Diamond Air Adapter, 1/8" NPT Male For Flowmeter  
 1707 Puritan-Bennett Oxygen Adapter, 1/8" NPT Male For Flowmeter  
 1708 Chemetron Oxygen Adapter, NCG Male, 1/8" NPT Male  
 1708A Chemetron Oxygen Air Adapter, NCG Male, 1/8" NPT Male  
 1709 Ohio Diamond Oxygen Adapter, DISS Male Thread, Connects Demand Valve, Aspirator or Flowmeter to Wall Outlet  
 1710T T-Branch, w/1/8" NPT Female  
 1711T T-Branch, Oxygen DISS Female Assembly x DISS Male w/check valves  
 1713Y Y-Branch, w/1/8" NPT Female  
 1714Y Y-Branch, Oxygen DISS Female Assembly x DISS Male w/check valves  
 1716 Ohio Check Unit Oxygen, Female By 1/8" NPT Male  
 1717 Oxygen DISS 90 Elbow, Male DISS x Female DISS  
 1720 Auxilliary Valve Oxygen, 50 psi, Power Take Off, 1/8" NPT Male  
 302-4 Oxygen Fitting, Green Plastic, For Hose Connector, 50/bx  
 302-4C Oxygen Fitting, Chrome, For Hose Connector  
 302-4P Oxygen Fitting, Green Plastic For Hose Connector

**MADA OXYGEN CYLINDER BAGS, CASES, PARTS & ACCESSORIES**

1209 Shoulder Bag For M6 Cylinder  
 1218A Uni-Pak Case For M6 Cylinder  
 1318A Case (Only) Uni For #1303M MadaCylinder III  
 1319A Case (Only) Duo For 2-#1303M MadaCylinder III  
 1407 Shoulder Bag For Use w/"C" Size Cylinder  
 1407M Shoulder Bag For Use w/M7 & "C" Size Cylinder  
 1408 Soft Shoulder Bag For Use w/M7 & "C" Size Cylinder  
 1418 Case Only Uni-Pak, Leather-Like, For "C" Size Cylinders  
 1500A Heavy Duty Case For "D" Cylinder w/right hand reg., Orange  
 1507 Shoulder Bag For Use Only w/"D" Size Cylinder  
 1507M Shoulder Bag For Use w/"D" Size Cylinder w/Mada Valve  
 1509 Soft-Special Shoulder Bag For Use w/"D" Size Cylinder  
 1520 Custom Molded High Impact Case For "D" Cylinder, w/left handed regulators, Black  
 1527C Emergency Wall Case For Use w/"D" Size Cylinder  
 107K Black Wing Knob For 107M Cylinder Valve  
 107MA Oxygen MadaValve w/gauge & O Ring  
 1203B Carton For One M6 Cylinder  
 1210 Backpack For M6/M9 Cylinders  
 1403B Carton For One M9 Cylinder  
 1503B Carton For One D Cylinder  
 1603B Carton For One E Cylinder  
 302-5GP 0-3000 PSI Gauge, Back Mounted w/protector  
 400-1A CGA-870 Oxygen Post Valve w/gauge port, toggle & O ring  
 400-1AAT CGA-870 Oxygen Post Valve w/gauge, toggle & O ring  
 400-1B CGA-870 Oxygen Standard Valve, Wrench Type, O Ring  
 400-1BAT CGA-870 Oxygen Toggle Post Valve, O ring  
 400-2-.095 Toggle For Cylinder Valve  
 400-3 Teflon O Ring For Aluminum Cylinder Post Valves  
 400-4-.095 Roll Pin For Toggle #400-2-.095  
 6256 Camera Bag For M6 or M9 Cylinders  
 6260 Carrier For Four M6 Cylinders, 12/bx  
 O2X-E Carrier Bag For 2 D/E Cylinders  
 O2X-U Carrier Bag For M4, M6, ML6, M9, D Cylinders

**ALLIED NASAL CANNULAS**


With Sure-Flo tubing and clear nasal prongs.

33208 Clear Cannula Only, 50/cs  
 33239 Clear Cannula w/7 ft Sure-Flo Tubing, 50/cs  
 33242 Clear Cannula w/25 ft Sure-Flo Tubing, 20/cs  
 33245 Clear Cannula w/50 ft tubing, 10/cs  
 33250 1 + 1 Cannula w/Sure-Flo Tubing, 7 ft, 50/cs  
 33252 1 + 1 Cannula w/Sure-Flo Tubing, 25 ft, 10/cs  
 33504 Infant Clear Cannula w/7 ft Tubing, 50/cs  
 33505 Infant Clear Cannula w/7 ft Tubing, 25/cs  
 33604 Pediatric Clear Cannula w/7 ft Tubing, 50/cs  
 33800 Pedi Softie Cannula Curved Tip, 50/cs  
 33801 Adult Softie Cannula Curved Tip, 50/cs





1101



1103

**HUDSON RCI OVER-THE-EAR CANNULAS**

Flexible, contoured lip tab provides a high level of stability and patient comfort. Provides comfortable and secure fit.

- 1100 Adult Cannula w/elastic head strap & 7 ft tubing, 50/cs
- 1101 Pediatric Cannula w/elastic head strap & 7 ft tubing, 50/cs
- 1103 Over-the-Ear Cannula w/curved nonflared nasal tips, 50/cs
- 1104 Over-the-Ear Cannula w/curved flared nasal tips, 50/cs
- 1108 Over-the-Ear Cannula w/curved flared nasal tips, w/o Tubing, 50/cs
- 1109 Over-the-Ear Cannula w/curved nonflared tips, w/o Tubing, 50/cs
- 1110 Over-the-Ear Cannula w/curved nonflared nasal tips, w/7 ft STAR LUMEN® Tubing, 50/cs
- 1810 Over-the-Ear Cannula, w/curved nonflared nasal tips & 14 ft STAR LUMEN® Tubing, 50/cs
- 1812 Over-the-Ear Cannula, w/curved nonflared nasal tips & 25 ft STAR LUMEN® Tubing, 25/cs

**HUDSON RCI OXYGEN CONSERVING CANNULA**

Incorporates a patented split prong nares design and two oxygen supply tubes with standard connectors. Provides the utmost control and comfort in synchronizing breathing with oxygen conserving regulators. Use of this cannula requires conserving regulator with two ports, one for oxygen delivery and one for pressure sampling.

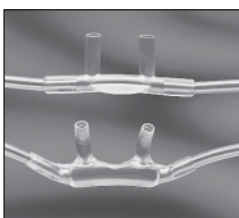
- 1850 Adult Cannula w/5 ft tubing, 25/cs
- 1851 Adult Cannula w/7 ft tubing, 25/cs



**HUDSON RCI SOFTECH® NASAL CANNULAS**

Extremely lightweight and flexible. Anatomically designed to enhance patient comfort and acceptance. Over-the-ear design optimizes fit and stability while maximizing patient comfort.

- 1820 SOFTECH™ Adult Cannula w/7 ft STAR LUMEN® Tubing, 50/cs
- 1822 SOFTECH™ Adult Cannula w/7 ft STAR LUMEN® Tubing & Universal Connector, 50/cs
- 1824 SOFTECH™ Adult Cannula w/25 ft STAR LUMEN® Tubing & Universal Connector, 25/cs
- 1826 SOFTECH™ Pediatric Cannula w/7 ft STAR LUMEN® Tubing & Universal Connector, 50/cs



**INVACARE CANNULAS**


- MS3110 Nasal Cannula, Curved Tip w/7 ft crush resistant tubing, 50/ctn
- MS3120 Extra Soft Cannula, Curved Tip w/7 ft crush resistant tubing, 50/ctn

**MADA NASAL CANNULA**

- 1325-25 Sof-Touch™ Adult Curved Tip Nasal Cannula w/25 ft no-crush oxygen tubing, Single Patient Use, 25/bx
- 1325-7 Sof-Touch™ Adult Curved Tip Nasal Cannula w/7 ft no-crush oxygen tubing, Single Patient Use, 50/bx
- 1013-0235 Hudson Style Adult Dual Nasal Cannula, 5 ft Oxygen Tubing, 25/bx
- 5302 Adult Over-The-Ear Nasal Cannula w/7ft oxygen tubing, Straight Tipped Lariat Style, Single Patient Use, 50/bx
- 5328 Sof-Touch™ Adult Nasal Cannula w/curved tip & 50 ft no-crush oxygen tubing, Single Patient Use, 25/bx
- 5332 Sof-Touch™ Pediatric Nasal Cannula w/curved tip & 7 ft no-crush oxygen tubing, Single Patient Use, 50/bx
- 5337 Sof-Touch™ Infant Nasal Cannula w/curved tip & 7 ft no-crush oxygen tubing, Single Patient Use, 50/bx
- 5356 Adult Dual Nasal Cannula, 4 ft Oxygen Tubing, 25/bx

**ALLIED B & F BUBBLE TUBING**

- 64203 Smooth Bore Tubing w/nipple, 100 ft



**ALLIED B & F CORRUGATED TUBING**

Segmented every 6".

- 81329 Warm Mist Application Corrugated Tubing, 100 ft roll (on contract)
- 81340 6" Corrugated Tubing w/mouthpiece, 50/cs
- 81343 6" Corrugated Tubing, 50/cs
- 81344 12" Corrugated Tubing, 50/cs
- 81345 39" Corrugated Tubing, 50/cs
- 81346 48" Corrugated Tubing, 50/cs
- 81348 72" Corrugated Tubing, 50/cs

**ALLIED OXYGEN TUBING**

- 64199 4 ft Smooth Bore Tubing w/nipple, 50/cs
- 64200 7 ft Smooth Bore Tubing w/nipple, 50/cs
- 64221 10 ft Smooth Bore Tubing w/nipple, 25/cs
- 64228 4 ft Sure-Flo Tubing w/nipple, 50/cs
- 64229 10 ft Sure-Flo Tubing w/nipple, 25/cs
- 64230 7 ft Sure-Flo Tubing w/nipple, 50/cs
- 64231 15 ft Sure-Flo Tubing w/nipple, 25/cs
- 64232 25 ft Sure-Flo Tubing w/nipple, 25/cs
- 64233 35 ft Sure-Flo Tubing w/nipple, 20/cs
- 64234 50 ft Sure-Flo Tubing w/nipple, 10/cs
- 64235 20 ft Sure-Flo Tubing w/nipple, 25/cs



## ALLIED QUICK CONNECT™ OXYGEN TUBING

Soft, flexible vinyl tubing for oxygen administration. Includes easy to attach connectors which fit most source adaptors.

- 64330 7 ft Oxygen Tubing, 50/cs
- 64331 15 ft Oxygen Tubing, 25/cs
- 64332 25 ft Oxygen Tubing, 25/cs



## AMSINO AMSURE™ 5-IN-1 CONNECTOR

Sterile and packaged in paper pouch.

- AS807 5-in-1 Connector, 100/cs



## BUSSE CONNECTORS FOR PLASTIC TUBING

Tough, shatterproof polypropylene connectors permit visual monitoring of fluids. Sterile connectors are packaged in individual plasti-paks; non-sterile (clean) connectors packed in convenient dispenser cartons. 5-in-1 connectors connect two tubes ranging from 5-11mm (3/16", 1/4", 5/16", 3/8", 7/16"). 6-in-1 connectors join three tubes in any combination of six sizes. T connectors join 3 tubes in any combination of five sizes. Latex free.

- 501 5-in-1 Sterile Connector, 5mm-11mm, 25/bx, 200/cs
- 502 Sims Connector/Irrigation Nozzle, Sterile, 3mm-6mm, 50/bx, 400/cs
- 503 5-in-1 Sterile T-Connector, 5mm-11mm, 15/bx, 120/cs
- 504 Straight Connector, 1/4", Sterile, 50/bx, 400/cs
- 505 Straight Connector, 5/16", Sterile, 50/bx, 400/cs
- 506 Straight Connector, 3/8", Sterile, 50/bx, 400/cs
- 507 "Y" Connectors, 1/4", Sterile, 50/bx, 400/cs
- 508 "Y" Connectors, 3/8", Sterile, 25/bx, 200/cs
- 509 6-in-1 Sterile Y-Connector, 6mm-15mm, 15/bx, 120/cs
- 511 Non-Sterile, 5-in-1 Stepped Connector, 50/bx, 10 bx/cs
- 512 Sims Connector/Irrigation Nozzle, Clean, 3mm-6mm, 50/bx, 500/cs
- 513 5-in-1 Non-Sterile (clean) T-Connector, 5mm-11mm, 15/bx, 150/cs
- 514 Straight Connector, 1/4", Clean, 50/bx, 500/cs
- 515 Straight Connector, 5/16", Clean, 50/bx, 500/cs
- 516 Straight Connector, 3/8", Clean, 50/bx, 500/cs
- 517 "Y" Connectors, 1/4", Clean, 50/bx, 500/cs
- 518 "Y" Connectors, 3/8", Clean, 50/bx, 500/cs
- 519 6-in-1 Non-Sterile (clean) Y-Connector, 6mm-15mm, 15/bx, 150/cs

## COOPER SURGICAL GALENICA 5-IN-1 TUBING CONNECTOR

Graduated connector to secure a leakproof connection to most common tubes. Five positions to tightly grip most tubes. Hard plastic resin offering high resistance. Inert and non-toxic material. Single use.

- 8811 5-in-1 Connector, Non-Sterile, 200/bx, 4 bx/cs
- 8812 5-in-1 Connector, Sterile, 50/bx, 4 bx/cs

## HUDSON RCI OXYGEN TUBING

- 1115 7 ft Standard Oxygen Supply Tubing w/standard connector, 50/cs
- 1118 14 ft STAR LUMEN® Tubing w/standard connector, 50/cs
- 1119 25 ft STAR LUMEN® Tubing w/standard connector, 25/cs
- 1120 50 ft STAR LUMEN® Tubing w/standard connector, 25/cs
- 1124 40 ft STAR LUMEN® Tubing w/standard connector, 15/cs
- 1127 30 ft STAR LUMEN® Tubing w/standard connector, 20/cs
- 1980 14 ft Green Tinted STAR LUMEN® Tubing, 50/cs
- 1981 25 ft Green Tinted STAR LUMEN® Tubing, 25/cs
- 1982 30 ft Green Tinted STAR LUMEN® Tubing, 20/cs
- 1983 40 ft Green Tinted STAR LUMEN® Tubing, 15/cs
- 1984 50 ft Green Tinted STAR LUMEN® Tubing, 25/cs

## HUDSON RCI OXYGEN TUBING WATER TRAP

Device traps condensed moisture within oxygen supply tubing. Primarily used in conjunction with a nasal cannula. Pliable tube resists cracking or breaking. Plugs on each end allow for easy drainage of condensate. Tube and plug design minimizes potential for water leak during use.

- 1679 Oxygen Tubing Water Trap, 10/cs



## PEPPER MEDICAL COMBO VENTILATOR ANTIDISCONNECT DEVICE & TRACHEOSTOMY TUBE NCKBND

Intended to aid in preventing accidental disconnections of the ventilator circuitry from the tracheostomy tube and also secure the tracheostomy tube. A convenient dual purpose product that provides tracheostomy tube security. Does away with rubberbands, shoelaces, and tape. Latex Free. Quick Release. Compatible with close suction and all trach tubes.

- 401 VENT-TIE®, 20/bx

## HUDSON RCI CORR-A-FLEX® TUBING

Flexible, lightweight, disposable tubing. Collared tubing-end slips on and locks to 22mm adaptors for secure fit.

- 1518 CORR-A-FLEX® Tubing, 6 ft, 50/cs
- 1680 CORR-A-FLEX® II Tubing, 100 ft Roll w/cuttable 6" sections

**3M™ AIR-MATE® POWERED AIR PURIFYING RESPIRATOR**

0070015R01	Battery Pack
0080014R01	Breathing Tube Assembly
0211400R01	Airflow Indicator
0214102R01	Belt
0222506R01	Turbo Comfort Pad
2310130	HEPA Assembly
4510201R01	Filter, HEPA
5200115R01	Battery Pack
5200161	Battery Charger, "Smart Charger", 10-Unit
5200363R01	HEPA Air Filter Unit
5200372	Battery Charger, "Smart Charger", 5-Unit
5200373	Battery Charger, "Smart Charger", Single Unit
5200424	External Charging Cable Assembly
5220111R03	Hood, Polycoated Tyvek, 3/cs
5220111R20	Hood, Polycoated Tyvek, 20/cs
5220200R03	Head Cover, Polycoated Tyvek, White, Regular, 3/cs
5220200R50	Head Cover, Polycoated Tyvek, White, Regular, 50/cs
5220201R03	Head Cover, Polycoated Tyvek, White, Large, 3/cs
5220201R50	Head Cover, Polycoated Tyvek, White, Large, 50/cs
5220202R03	Head Cover, Polycoated Tyvek, Blue, Regular, 3/cs
5220202R50	Head Cover, Polycoated Tyvek, Blue, Regular, 25/bx, 2 bx/cs
5220203R03	Head Cover, Polycoated Tyvek, Blue, Large, 3/cs
5220203R50	Head Cover, Polycoated Tyvek, Blue, Large, 25/bx, 2 bx/cs
5220217R03	Hood, Polycoated Tyvek, Large, 3/cs

**ALLIED AEROSOL & OXYGEN TENT CANOPIES**

68308	Mistogen 3 Canopy, 2-36" Vertical Zipper, 30/cs
68405	Mistogen Cam Canopy, 2-20" Vertical/2-36" Horizontal Zipper, 30/cs
68551	Ohio Ped Mist Canopy, 2-20" Horizontal Zipper, 30/cs
68554	Ohio Ped Aerosol Canopy, 2-36" Horizontal Zipper, 30/cs
68555	Ohio Ped Aerosol Canopy, 2-20" Horizontal Zipper, 30/cs

**ALLIED B & F PREFILLED HUMIDIFIER**

Features audible relief valve, clearly marked replacement line and snap-off trigger, and closed system. Economical. Easy-to-follow instructions. Meets USP XXI standards.

61500	500 ml Prefilled Humidifier, 12/cs
61750	750 ml Prefilled Humidifier, 12/cs

**MADA DISPOSABLE HUMIDIFIER**

1304B	Bubble Type Humidifier For Oxygen Regulators & Concentrators, 25/bx
-------	---



64375

64376

**ALLIED B & F HUMIDIFIER**

For single patient use. Disposable. Features Sure Seal cap, full and low volume lines for safe performance, audio alarm valve 3 PSI (-/+ 0.5 PSI).

64375	Humidifier w/plastic nut, 3 PSI Pressure Relief, 50/cs
64376	Humidifier w/metal nut, 3 PSI Pressure Relief, 50/cs
64377	Humidifier w/plastic nut, 6 PSI Pressure Relief, 50/cs
64378	Humidifier w/metal nut, 6 PSI Pressure Relief, 50/cs

**HUDSON RCI AQUAPAK® NEBULIZER SYSTEMS**

003-40	AQUAPAK Humidifier, Prefilled, Sterile Water, 340 mL w/adaptor, 20/cs
006-40	AQUAPAK Humidifier, Prefilled, Sterile Water, 650 mL w/adaptor, 10/cs
037-28	AQUAPAK Nebulizer, Sterile Water, 760 mL, w/028 adaptor, 10/cs
041-28	AQUAPAK Nebulizer, Sterile Water, 1070 mL, w/028 adaptor, 10/cs



003-40



3260

**INVACARE HUMIDIFIERS**

003-40	Prefilled Humidifier 340mL, 20/cs
006-40	Prefilled Humidifier 650mL, 10/cs
037-28	Prefilled Humidifier 760mL, 10/cs
3260	Unfilled Humidifier 500mL, 50/cs
ISP3000	Continuous Positive Airway Pressure (CPAP) Device
ISP4000	Heated Humidifier
ISP9700	Poseidon Passover Humidifier
ISP9800	Invacare Polaris CPAP Tubing & Carrying Case w/2 year warranty
ISP9900	Invacare Polaris LT CPAP & Tubing w/2 year warranty

**HUDSON RCI DISPOSABLE HUMIDIFIERS**

Disposable, durable plastic. Unique diffuser designed to provide patient with comfortable, therapeutic humidity and minimal noise. Defined maximum and minimum water level lines. Recessed nipple reduces possibility of breaking off outlet connection.

3230	Disposable Humidifier w/audible alarm at 4 psi pressure relief, 50/cs
3260	Disposable Humidifier w/audible alarm at 6 psi pressure relief, 50/cs

**HUDSON RCI HUMID-VENT® HEAT & MOISTURE EXCHANGERS**

Also called hygroscopic condensing humidifiers. Microwell paper media provides optimal moisture output with low-flow resistance.

10011	Heat Moisture Exchanger, Humid-Vent® Mini, 30/cs
11112	Heat Moisture Exchanger, Humid-Vent® 1, 50/cs

**HUDSON RCI REUSABLE HUMIDIFIER**

Designed for long-lasting use and easy disassembly for cleaning. Specially treated connectors for maximum durability. Shatterproof, autoclavable and dishwasher-safe. Distinct maximum and minimum water level lines. Audible alarm at 2 psi pressure relief.

3100	Reusable Humidifier
------	---------------------

## HUDSON RCI CONCHATHERM® HUMIDIFIERS

Self-contained system for use with CONCHATHERM heaters. Safe, reliable gravity feed system provides uninterrupted water flow. Evaporative process ensures minimal resistance to gas flow.

- 381-50 CONCHA® Humidifier, Sterile Water, 1650 mL Reservoir, 6/cs
- 385-60 CONCHA-PAK® Humidifier, 1650 mL Reservoir w/standard column & right-angle port, 6/cs

## HUDSON RCI AQUA+® HYGROSCOPIC CONDENSER HUMIDIFIERS (HCH)

Utilizes a fiber-free, cellular hygroscopically treated media. Incorporates the latest advances in material technology to provide humidifiers with optimal moisture output, minimal dead space and low resistance to flow.

- 1575 AQUA+® + FH Humidifier w/filter & sampling port, 20/cs
- 1589 AQUA+® 1HS Humidifier, 30/cs



## SUNRISE MEDICAL PULMO-AIDE® COMPRESSOR/NEBULIZER

Complete aerosol delivery system, suitable for adult or pediatric use, produces an average nebulization rate of .15-.35 ml/minute. AC compressor has storage compartment for nebulizer/medication, molded carrying handle for easy transporting, Velcro power cord strap, and a five-year warranty. 10.1" W x 10.5" H x 6.5" D, 115 V AC, 60 Hz, 1.3 amps, 90 watts max., two-wire cord. Includes a Pulmo-Neb® 10 ml disposable nebulizer and extra filter. U.L. listed.

- 5650D Pulmo-Aide Nebulizer
- 5650H Pulmo-Aide Nebulizer w/three-wire cord



## SUNRISE MEDICAL DEVILBLISS PULMOMATE® COMPRESSOR/NEBULIZER

PulmoMate provides an unbeatable combination of value and quality in a small compact design. Storage compartment for nebulizer and medicine. Includes disposable nebulizer. Five year warranty. 7"W x 3.8"H x 13"D. 115 VAC, 60 hz, 2.5 amps, 140 watts. U.L. listed.

- 46502 Pulmomate, 2 Prong Cord
- 4650D Pulmomate, 3 Prong Cord

## SUNRISE MEDICAL HEAVY DUTY PNEUMATIC COMPRESSOR

- 8650D 50 PSI Compressor (variable from 5-50 PSI)

## MADAMIST 50 COMPRESSOR & ACCESSORIES

50 PSI compressor designed to drive humidifiers, nebulizers and mist tents. Designed for continuous operation.

- 180 MadaMist 50 PSI Air Compressor
- Accessories**
- 182 J-Bracket, Gauge, Valve, Outlet Assembly For 180
- 184 Gauge, Valve, Outlet Assembly For 180
- B343B Filter Assembly For 180



## MADA DEMAND VALVE RESUSCITATION UNIT

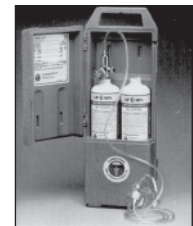
- 1530E Resuscitation Unit, 1502E Cylinder, 1735 Reg. (50psi), 1534MA Demand Valve w/6 ft hose, Mask & Tube, 1500A Case, Empty
- 1531E Resuscitation Unit, 1502E Cylinder, 1635-1 Reg. (50psi), 1534MA Demand Valve w/6 ft hose, 1500A Case, Empty
- 1533E Resuscitation Unit, 1502E Cylinder, 1735 Reg. (50psi), 1534MA Demand Valve w/6 ft hose, 1543 Aspirator, Mask & Tube, 1500A Case, Empty
- 1534 Demand Valve, w/6 ft hose, No Mask
- 1534DV Demand Valve Only
- 1534MA Demand Valve, w/mask & 6' hose
- 1541R Diaphragm Assembly For #1534 Demand Valve
- 1542R Diaphragm Housing For #1534 Demand Valve
- 1543 Oxygen Powered Aspirator w/6 ft hose/catheter
- 1543-H 6 ft Hose For Use w/#1543 Aspirator & 1534 Demand Valve
- 1631E Resuscitation Unit, 1602E Cylinder, 1635-1 Reg. (50psi), 1534MA Demand Valve, Mask, 370C Cart, Empty
- 1632E Resuscitation Unit, 1602E Cylinder, 1735 Reg., 1534MA Demand Valve w/6 ft hose, 1543 Aspirator w/6 ft hose, Mask & Tube, 371 Cart, Empty
- 1634E Resuscitation Unit, 1602E Cylinder, 1735 Reg., 1534MA Demand Valve w/6 ft hose, Mask & Tube, 370C Cart, Empty
- 1629DE Positive Pressure E Kit Includes: 1603E Aluminum Cylinder, 1442-10 Fixed Flow Reg. (10 LPM), Adult Manual Resuscitator, Child Manual Resuscitator, Child/Adult Mask/Tube, Cart
- 1630ADE E Emergency Kit Includes: 1602E Aluminum Cylinder, 1335 Adj. Flow Reg. (2-8 LPM), Disposable Adult Manual Resuscitator, Mask/Tube, Cart
- 1631 Demand Valve Resuscitation Unit On Cart



31-01-0500



31-01-0510



31-01-0555

## ALLIED LIF-O-GEN EMERGENCY OXYGEN UNITS

- 31-01-0500 Portable Emergency Oxygen Unit w/cylinder, mask & regulator
- 31-01-0510 Replacement Emergency Oxygen Disposable Cylinder For 31-01-0555 & 31-01-0555
- 31-01-0555 Twin-Pack Portable Emergency Oxygen Unit w/2 cylinders, mask & regulator



**MADA EMERGENCY OXYGEN UNIT**

- 1527E Emergency Oxygen Wall Unit, 1503ME Cycliner, 1308A Fixed Flow Regulator (6 LPM), Wall Case, Mask & Tube, Empty
- 1528BE Emergency Oxygen Unit, 1502E Cylinder, 1441 Fixed Flow Regulator (6 LPM), Manual Resuscitator, Mask & Tube, Carrying Case, Empty
- 1528E Emergency Oxygen Unit, 1502E Cycliner, 1441 Fixed Flow Regulator (6 LPM), Mask & Tube, Carrying Case, Empty
- 1529E Oxy-Uni-Pak Inhalator, 1502E Cycliner, 1736 Adj. Flow Regulator (2-15 LPM), Mask & Tube, Carrying Case, Empty



**INVACARE VENTURE DEMAND OXYGEN DELIVERY DEVICES**

- IDD20EX 20 PSI Enhanced Venture D.O.D.D.

**MADA "E" CRASH CART KIT**

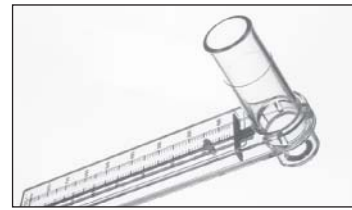
Includes 1603E aluminum cylinder, 1442 fixed flow mini-regulator (6 LPM avg.), 1429 manual resuscitator, mask and tube, 370C cart, empty.

- 1629E Crash Cart
- 1629 Crash Cart

**HUDSON RCI ISOLATION VALVE KITS**

Directs rescuer's breath to the patient while diverting exhalation away from the rescuer. Kit includes: filtered valve, adult mask and mouthpiece.

- 1184 Adult LIFESAVER® Filtered Isolation Valve Kit, 10/cs



**MADA ASSESS® PEAK FLOW METER**

Provides an objective measurement of peak expiratory flow, a valuable indicator of lung function. Available in standard range (60-880 liters per minute) or low range (30-390 liters per minute). Extra-sturdy polycarbonate body.

- 710 Standard Range Peak Flow Meter, 12/bx
- 722 Peak Flow Meter Asthma Pack, 10/bx
- 750 Low Range Peak Flow Meter, 12/bx
- 765 Drug Delivery System For Use w/metered dose inhaler, 10/bx
- 80010 Peak Flow Meter Optichamber, 10/bx
- 80050 Optichamber, Valved Holding Chamber For Use w/metered dose inhalers, 50/bx

**Accessories**

- 711 Mouthpiece For Use With #710, 100/bx
- 712 Mouthpiece For Use With #750, 100/bx
- 713 Cardboard Mouthpiece, 200/bx
- 714 Plastic Mouthpiece, 200/bx
- 81211 Medium/Pediatric Mask For Optichamber, 10/bx

**MADA PERSONAL BEST™ PEAK FLOW METER**

- 755 Flow Meter, Standard Range 90-810 LPM, 12/bx
- 756 Flow Meter, Low Range 50-390 LPM, 12/bx
- 760 Optihaler, Drug Delivery System, For Use w/metered dose inhaler, 10/bx

**Accessories**

- 757 Mouthpiece, Adult, Disposable, Use w/#755 & #756, 100/bx



**HUDSON RCI POCKET PEAK™ PEAK FLOW METER**

Universal 50-720 LPM range is convenient, compact and easy to use. Durable, sliding zone indicators encourage patient compliance. Colorful integrated markers allow patients to easily monitor changes in air flow. Ergonomically designed ABS plastic housing and tempered stainless steel vane are dishwasher-safe. Reusable plastic mouthpiece attaches to unit for secure storage.

- 1801 Peak Flow Meter, 12/cs

**OMRON PEAK-AIR™ PEAK FLOW METER**

Designed for asthma management. Hand-held device measures Peak Expiratory Flow Rate (PEFR). Has both adult and pediatric graduations. Reusable mouthpiece and durable plastic housing clean easily with soap and water.

- PF9940 Peak Flow Meter



## GE MEDICAL COROMETRICS® 170 SERIES FETAL MONITORS

Represents a new generation of fetal monitors designed to meet prenatal monitoring needs for the physician's office. The monitor features large LED displays allowing easy, at-a-glance confirmation of fetal heart rate and uterine activity. Offers 9-Crystal Pulsed Doppler Ultrasound technology providing a wide-beam profile for high-quality fetal heart rate detection. Includes standard Z-fold paper and an interface for the optional Model 146 Fetal Acoustic Stimulator. Available in single or twin models.


- 0171WAT-B Model 171 External Fetal Monitor w/Nautilus Ultrasound & Toco Transducers (loop style)
- 0172WAT-B Model 172 Twins External Fetal Monitor w/Nautilus Ultrasound & Toco Transducers (loop style)



## ALLIED AEROSOL NEBULIZER

Hand-held unit with sure seal jar and cap, shaped mouthpiece, tee and tubing.

- 61399 Nebulizer Complete w/6" Flex Tubing, 50/cs
- 61400 Nebulizer Complete w/7 ft Tubing, 50/cs
- 61401 Nebulizer w/7 ft Tubing Only, 50/cs
- 61402-BB Nebulizer Only, 50/cs
- 61403 Nebulizer Set w/o Tubing, 50/cs
- 61405 Nebulizer Complete w/6" Flex Tubing & O-Ring, 50/cs
- 61406 Nebulizer Complete w/7 ft Tubing & O-Ring, 50/cs



## MADA DISPOSABLE NEBULIZERS

- 1310MA Adult Mask, 50/bx
- 1310MP Pediatric Mask, 50/bx
- 1310NMA Up-Mist™ Medication Nebulizer w/adult mask elongated & 7 ft tubing, Single Patient Use, 50/bx
- 1310NMP Up-Mist™ Medication Nebulizer w/pediatric mask & 7 ft tubing, Single Patient Use, 50/bx
- 1312 Up-Mist™ Nebulizer w/aerosol T & 7 ft tubing, Single Patient Use, 50/bx
- 50310 Nebulizer w/adult mask, 7 ft Tube, 50/bx
- 50311 Nebulizer w/pediatric Mask, 7 ft Tube, 50/bx
- 5229 Opti-Mist™ Pediatric Aerosol Nebulizer w/7 ft oxygen tubing, Single Patient Use, 50/bx
- 5752 7ft Oxygen Tubing, T Piece & Mouthpiece, Single Patient Use, 50/bx
- 5753 Opti-Mist™ Nebulizer w/adult aerosol mask & tube, 50/bx
- 5759 7 ft Oxygen Tubing, T Piece & Mouthpiece, 6" Corrugated Hose, Single Patient Use, 50/bx
- 5930 Nebulizer w/heater adapter, 50/cs

## HUDSON RCI UP-DRAFT® NEBULIZERS

High-output nebulizer. Produces particles in a therapeutic range. Large capacity (15cc) for extended treatments.

- 1713 UP-DRAFT® Nebulizer w/7 ft tubing, 50/cs
- 1720 UP-DRAFT® Nebulizer w/tee, mouthpiece & 7 ft tubing, 50/cs




IRC1001



IRC1135



IRC1192



IRC1198



IRC607



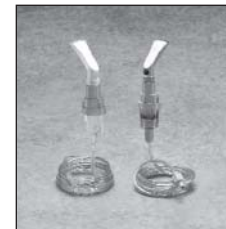
MS0312



MS0382



MS2100



MS2200

## INVACARE AEROSOL THERAPY PRODUCTS

- 2001595 Aerosol Educational Tape
- IRC1001 Envoy Junior Aerosol Compressor
- IRC1135 Aspirator includes 1 Disposable Collection Bottle & Connecting Tube
- IRC1140 Disposable Collection Bottles & Tubing, 9/cs
- IRC1192 Envoy Aerosol Compressor
- IRC1192D Envoy Aerosol Compressor w/durable sidestream
- IRC1198 TruZone, Peak Flowmeter w/ColorZone System, 10/cs
- IRC607 Invacare Mobilaire 50 PSI Compressor
- MS0312 Dragon Mask/Nebulizer Kit
- MS0382 Pedi-Neb Pacifier Nebulizer
- MS0383 Pedi-Neb Pacifier Nebulizer w/extension
- MS2100 Nebulizer, Mobil Mist 7" T-Piece, 50/cs
- MS2110 Mobil Mist Nebulizer (5mL capacity) w/T-Piece, mouthpiece, 7 ft tubing & 6" Flexool, 50/cs
- MS2120 Mobil Mist Nebulizer (5mL capacity) w/pediatric mask & 7 ft tubing, 50/cs
- MS2200 Disposable Sidestream Nebulizer (10mL capacity), 50/cs
- MS2400 Durable Sidestream Nebulizer (10mL capacity), Mouthpiece & 7 ft tubing (1 yr warranty), 10/cs

**MADA VOYAGE II™ AEROSOL THERAPY UNIT**

277	Voyage II Aerosol Therapy Unit, 110V
277-220V	Voyage II Aerosol Therapy Unit, 220V
277F	External Filter For 277, 10/bx
479007	Flow Pressure/Tester For 277
705017	Internal/Sound Filter For 277, 10/bx

**INVACARE AEROCHAMBER® PLUS VHC**

Helps improve the delivery of medications from metered-dose inhaler (MDI) canisters. It also reduces the coordination required between canister activation and inhalation. It reduces drug deposition to the mouth and throat. Clear chamber for easy visualization of proper activation of the MDI. One-way valve to hold and protect the aerosol until inhalation begins. FLOWSIGNAL® whistle alerts patient to excessive flow rates (adult versions only). ComfortSeal™ masks allows for use by infants and small children.

HC78510	AeroChamber Plus VHC w/medium ComfortSeal mask, 10/cs
HC79510	AeroChamber Plus VHC w/mouthpiece, 10/cs
HC80510	AeroChamber Plus VHC w/adult mask, 10/cs
HC88510	AeroChamber Plus VHC w/small ComfortSeal mask, 10/cs

**MADA PROMENADE™ NEBULIZER**

Lightweight. Available in 12V DC or 220V. 32 PSI. 7 LPM. Complete with auto adapter and charger. Includes shoulder bag.

276	Compressor/Nebulizer, 12V DC, w/auto adapter
276-2	Battery For 276
276-3	Battery Charger For 276
276-4	Auto Lighter Cable For 276
276E	Compressor/Nebulizer, 220V, w/auto adapter
479007-P	Flow Pressure/Tester For 276

**OMRON MICROAIR ELECTRONIC NEBULIZER**

Portable and the smallest electronic nebulizer available (6 oz). Features VMT (Vibrating Mesh Technology) which creates a dense therapeutic aerosol, which facilitates 98% medication delivery. The convenience of up to 4 hours of operation on 2 AA batteries. Universal adapter to fit a wide range of masks and T-pieces. The nebulizer head detaches for easy cleaning.

NE-U22V	MicroAir Electronic Nebulizer
---------	-------------------------------

**OMRON MICROAIR ELECTRONIC NEBULIZER ACCESSORIES**

U22-1	Mouthpieces, 12/bx
U22-2	Mask/Mouthpiece Adapter, 12/bx
U22-3	Medication Bottle
U22-4	Mesh Cap
U22-5	AC Adapter
U22-7	Storage Case
U22-8	Battery Cover, 12/bx
U22-9	Main Unit Cover, 12/bx

**OMRON COMP-AIR™ COMPRESSOR/NEBULIZER SYSTEMS**

Features a piston pump with a metal cylinder for precise specifications and long life. Delivers a minimum of 27 psi and 9 lpm free flow. May be utilized in either horizontal or vertical position. Five-year limited warranty. Instructional video provided.

NE-C21V	CompAir Elite Compressor System w/Elite Air Nebulizer w/video
NE-C25	compare® XL Compressor Nebulizer System
NE-C21VBBP	CompAir Elite Nebulizer Prepack



9920



U03-10



U03-11

**OMRON NEBULIZER PARTS & ACCESSORIES**

9911	Replacement Nebulizer Kit
9920	Adult Mask
9921	Pediatric Mask
9930	Filters, 5/bg
9935	NE-C21 Filter Replacement, 5/pk
9936	NE-C16 Instructional Video, English & Spanish
9954MP	NE-C21 Nebulizer Mouthpiece
9971-1	Child Mask For NE-C21
9978-1	Jet Nebulizer Kit
C21BATCABLE	DC Auto Cable For NE-C21
C21BATKIT	Battery Pack Kit For NE-C21 Includes Car Adaptor
U03-10	Carrying Case
U03-11	Pediatric Mask
U03-2	Aerosol Mask
U03-3	Mouthpiece
U03-4	Mesh Cap
U03-5	AC Adapter
U03-7	Medication Cup
U03-8	Micro-Cover
U1002	AC Adapter 220V
U1006	Rinse Bottle

**ALLIED SCHUCO® HOME CARE NEBULIZER**

Delivers maximum medication in a minimum amount of time. 7.6-L flow. Two stage filter system for super clean air. Low sound level for unobtrusive home therapy. Lightweight, rugged construction for easy, convenient, trouble-free operation. Five-year warranty.

S3000	Schuco Home Care Nebulizer
-------	----------------------------

**Accessories**

S641034	Black Foam Filter For #125
S641057	White Felt Filter For #125



## ALLIED SCHUCO® MIST™ NEBULIZER SYSTEM

Compressor provides convenient, aerosol administration. Particle size ranges from .5 to 4.0 microns on over 96% of all liquid nebulized. Vibration-free operation, maintenance-free diaphragm compressor, permanent lubrication and protective coating for durability. Includes nebulizer accessory kit with nebulizer, 7' of oxygen tubing and mouthpiece. Three-year limited warranty.

- S102 15 PSI Compressor
- S120 0-50 PSI Heavy Duty Compressor

## ALLIED SCHUCO® NEBULIZER

- S106 15 PSI Nebulizer w/#61400 kit

## HUDSON RCI LARGE VOLUME NEBULIZER

Disposable and designed to deliver humidified gas in concentrations ranging from 28% to 98%. Lightweight and easy to use. Bright yellow, Venturi-style entrainment ring with incremental dial for setting oxygen concentrations. Polypropylene jar holds up to 500cc sterile water. Clearly marked water levels.

- 1770 Large Volume Nebulizer, 50/cs



## HUDSON RCI UP-DRAFT II® OPTI-NUB™ NEBULIZERS

The compact, high output UP-DRAFT II OPTI-NUB nebulizer produces a concentrated mist at flow settings as low as 5 LPM with a minimal residual of medication. Nebulizes at angles up to 45 degrees to accommodate special treatment requirements. Easy-seal threaded cap and 8cc capacity jar. Anti-spill design prevents loss of medication in any position. Jet stays in place unless intentionally removed. Available in NEB-U-MASK® configuration with choice of adult or pediatric masks. Available with standard or universal tubing connector. Individually packaged 50 to a case.

- 1707 UP-DRAFT II® OPTI-NEB™ Nebulizer w/#1085 Pediatric Elongated Aerosol Mask, 7 ft Tubing & Standard Connector, 50/cs
- 1734 UP-DRAFT II® OPTI-NEB™ Nebulizer w/tee, mouthpiece, 6" reservoir tube, 7 ft tubing & standard connector, 50/cs
- 1732 UP-DRAFT II® OPTI-NEB™ Nebulizer w/tee, mouthpiece, 7 ft tubing & standard connector, 50/cs



## ALLIED AEROSOL NEBULIZER ACCESSORIES

- 61404-B Tee Only, 50/cs
- 64441 Mouth Piece Only, 100/cs
- 81351 IPPB Circuit, Universal, Manifold Nebulizer Assembly, Corrugated Tube, 2 Supply Lines, Mouthpiece, 2 Bird Adaptors & Drive Line Tee Adaptor, 50/cs
- 81360 IPPB Circuit, AP5/AP4, 39", 50/cs



## ALLIED PREFILLED NEBULIZER ACCESSORIES

- 61501 Prefilled Bottle Only, 500 ml, 12/cs
- 61751 Prefilled Bottle Only, 750 ml, 12/cs



## HUDSON RCI MICRO MIST® NEBULIZERS

Designed for performance and economy. It can be used for hand-held or in-line treatments. Optimal particle size delivered at efficient nebulization rates. Consistent performance at angles up to 90° allowing clinicians to administer medication to patients positioned horizontally or with special treatment requirements. Easy-seal, threaded cap and 6cc capacity anti-spill jar to prevent leakage.

- 1882 MICRO MIST® Nebulizer w/tee, 7 ft tubing, mouthpiece & standard connector, 50/cs
- 1883 MICRO MIST® Nebulizer w/tee, 7 ft tubing, reservoir tube, mouthpiece & standard connector, 50/cs
- 1884 MICRO MIST® Nebulizer w/tee, 7 ft tubing, mouthpiece, reservoir tube & universal connector, 50/cs
- 1885 MICRO MIST® Nebulizer w/1083 Elongated Adult Aerosol Mask, 7 ft Tubing & Standard Connector, 50/cs
- 1886 MICRO MIST® Nebulizer w/1085 Elongated Pediatric Aerosol Mask, 7 ft Tubing & Standard Connector, 50/cs

## HUDSON RCI BACTERIAL/VIRAL FILTER

Bacterial efficiency 99.999+%; viral efficiency 99.99+%. Dead space is 42mL. Flow resistance approx. 1.5 cmH<sub>2</sub>O at 60 LPM.

- 1605 Main Flow Bacterial/Viral Filter, 22mm I.D./22mm O.D., 50/cs



**ALLIED WATER TRAPS**

64554	Water Trap To Fit Large Drain Outlet, Liquid System, 25/cs
64555	Water Trap To Fit Small Drain Outlet, Liquid System, 25/cs
64597	In-Line Supply Tubing Application, Concentrators, 25/cs

**RUSCH RESPIRATORY FORCE MEASURING DEVICE**

60-0-60 mm Hg gauge with tubing, T piece and 2 one-way valves. Neoprene valve flaps. Non-sterile. Single use.

395946	Measuring Device, Respiratory Force (Gauge w/tube set) NIF Meter
--------	--

**Accessories**

395943	Gauge, 60-0-60mm Hg
396072	Gauge, Positive Pressure 0-25cm H2O

**ALLIED ASPIRATORS**

S135	Portable 12V Aspirator (DC-on base)
S138	Portable DC Aspirator w/battery case
S139	High Vacuum Aspirator

**Accessories**

S1260	12V Power Pack For #135, 138 & 121
S615398	Tube Connector For #134

**ALLIED SCHUCO® VAC ASPIRATOR**

Portable, high volume aspirator with quiet, vibration-free operation. Controlled vacuum regulation from 0 to 22" Hg. Thermal protected motor prevents pump damage. Plastic canister and top provide automatic overflow protection. For EENT drainage; tracheal, bronchoscopic and proctologic suctioning. 115-V, 60 Hz.

S130	Aspirator
S131	Aspirator w/stand
S132	Aspirator w/hospital grade plug

**ALLIED SCHUCO® VAC ASPIRATOR ACCESSORIES**

S1125	Deluxe Mobile Stand
S1160B-RPL	800cc Plastic Replacement Canister, 5/cs
S1161	32 oz Glass Collection Bottle (750cc)
S1163	Small Metal Tube For Collection Bottle
S1164	Large Metal Tube For Collection Bottle
S1166	50 ft Roll 1/4" Tubing
S1166A	50 ft Roll 3/16" Tubing
S360	Threaded Bact. Hydro. Filter For #130, 135 & 136
S614409	Rubber Cap For #1161
S614613	Small Plastic Jar
S615473	Blue Tip Tubing, 10', (bottle to machine)
S615725	Blue Tip Tubing, 72', (bottle to patient)
S624824	1/4" Barbed Hose Connector
S633478	Pressure Gauge
S638312	Vibration Free Vacuum Gauge
S641020	Felt Silencer

**ALLIED GOMCO ASPIRATOR MODEL 300**


Lightweight, diaphragm pump unit designed for general suction use. 1/8 hp motor creates up to 22" Hg of vacuum. Includes a gauge and suction regulating valve. Compact for easy storage.

01-22-0300	Aspirator w/600ml glass bottle
01-22-3001	Aspirator w/1100ml disposable canister unit

**ALLIED GOMCO ASPIRATOR MODEL 405**

Designed for heavier suction, as in recovery room, out-patient emergency room or dental clinic use. Includes gauge and suction regulating valve that will create up to 25" Hg of vacuum.

01-12-0405	Aspirator w/600ml glass bottle
01-12-4005	Aspirator w/1100ml disposable canister unit

**ALLIED GOMCO ELECTRIC SUCTION UNITS**

01-22-0218	218 Portable Breast Pump w/timing controls & glass bottle
01-22-0270	270 Portable Gastric Pump w/1200ml glass bottle
01-22-0280	280 Portable Aspirator w/600ml glass bottle
01-22-2701	270 Portable Gastric Pump w/1100ml disposable canister unit
01-22-2801	280 Portable Aspirator w/1100ml disposable canister unit

**ALLIED GOMCO SPECIAL PUMPS**

01-22-1118	118 Portable Breast Pump w/glass bottle, w/o timing controls
01-22-1180	180 Portable Aspirator w/600ml glass bottle
01-22-1181	180 Portable Aspirator w/1100ml disposable canister unit

**ALLIED GOMCO ASPIRATOR STAND**

01-10-0814	Stand For Portable Pumps
------------	--------------------------

## ALLIED GOMCO COLLECTION UNITS

01-90-2065	600ml Rubber Bottle Cap
01-90-2454	600ml Glass Bottle w/rubber cap, short & long tube assembly
01-90-2675	600ml Glass Bottle Only
01-90-2677	Model 218 Disposable Collection Kit (2 caps, 2 bottles, 3 ft tubing)
01-90-2768	Cap & Float Assembly
01-90-2771	2600ml Glass Bottle w/cap & float assembly
01-90-3105P	2600ml Polycarbonate Bottle Only
01-90-3489	Half-Gallon Glass w/cap & float assembly
01-90-3497	Half-Gallon Glass Bottle, 6/cs
01-90-3550	Locating Ring For 2100ml Disposables
01-90-3551	Pump Mount Bracket For 1100ml Disposables
01-90-3563	One Gallon Autoclavable Polycarbonate Bottle, 6/cs
01-90-3564	Half-Gallon Autoclavable Plastic Bottle, 6/cs
01-90-3693	Half-Gallon Autoclavable Plastic Bottle w/cap & float assembly only
01-90-3694	One Gallon Autoclavable Plastic Bottle w/cap & float assembly only
01-90-3695	1100ml Disposables, 12/ctn
01-90-3696	1100ml Disposables, 48/ctn
01-90-3711	2100ml Disposables, 42/ctn
01-90-3712	2100ml Disposables, 10/ctn

## ALLIED GOMCO SUCTION PUMP ACCESSORIES

01-90-2000	Package Disposable Tubing
01-90-3100	Bacteria Filter, 3/pkg

## ALLIED DISPOSABLE COLLECTION CANISTERS

The new filter design and self-sealing material improve flow 20%; filter contact with moisture stops flow to patient and prevents fluids from entering system. The unique DISS connection accessory attaches directly to most suction units to save you time and eliminate wall brackets.

20-08-0001	2400 mL Canister, DISS, 36/cs
20-08-0002	2400 mL Canister, Stem, 36/cs
20-08-0003	1500 mL Canister, Stem, 48/cs
20-08-0004	1500 mL Canister, DISS, 48/cs

## MADAVAC PORTABLE ASPIRATOR

172	MadaVac I Portable Aspirator Unit, Vacuum Regulated From 0-22" Hg, 110V
172E	MadaVac I Portable Aspirator Unit, w/220V, Vacuum Regulated From 0-22" Hg, 220V
178	MadaVac II Portable Aspirator Unit, Vacuum Regulated From 0-18" Hg, 110V
178E	MadaVac II Portable Aspirator Unit, 220V, Vacuum Regulated From 0-18" Hg
172BS	Aspirator Pump On Blue Base Stand w/carry handle, 0-22" Hg., 110V
172OS	Aspirator Pump On Chrome Tubular Stand w/carry handle, 0-22" Hg., 110V

## MADAVAC III HAND POWERED SUCTION DEVICE

Hand powered suction system produces the vacuum levels required for all suction applications. Vacuum rate can be regulated from -100mmHg to -500mmHg. Universal catheter fitting adapts to most suction catheters whether newborn, child or adult. Comes with replaceable suction canisters.

CA-10	Replacement Canister, 230ml w/catheter adapter, 10/cs
EZ1-CA-1	MadaVac III Pump w/canister & catheter adapter
EZ1R1-M	Pump w/rigid yankauer & canister assembly
EZ1R1P10-M	Pump w/rigid yankauer, 10FR catheter & canister sets
EZ1S1-M	Pump w/soft wide-bore catheter & canister assembly
EZ1S1P10-M	Pump w/wide-bore catheter, 10FR catheter & canister sets

## MADAVAC PORTABLE ASPIRATOR ACCESSORIES

172TB-13	Vacuum Bottle Tube 13", Connects To Aspirator #172 & #178, 10/bx
175F	Filter, White For #175, 10/bx
175F1	Filter, Black For #175, 10/bx
178B	Vacuum Bottle, Plastic, Disposable 800cc For #178 & #172, Single Patient Use, 10/bx
178F	Filter Assembly, For #178
178TB	Vacuum Bottle Tube, 6 ft, For #178 & #172, 10/bx
641130	Hydro Filter For #172, 178 & 190
172F	Filter For 172 Aspirator
172TB-3	3" Tube For 172, 172OS Pumps
172VG	Vacuum Gauge For 172, 172OS
178BE	Plastic Elbow For 178B
618221	14" Tube For 172BS
641108	1/8" NPT Thread For 172BS

## RUSCH CONNECTORS

514900000	Double Swivel Connector, Sterile, 15mm, 10/bx
-----------	---

## ALLIED GOMCO OPTIVAC PORTABLE SUCTION UNIT ACCESSORIES

SU1060	Replacement Battery Kit
SU1092	Canister/Tubing Kit Includes: (3) Bacteria Filters, 15" Tubing, 17" Tubing, Disposable Canister



## ALLIED OPTIVAC® G180 AC/DC PORTABLE SUCTION UNIT


Run time operation on fully-charged battery for approximately 3 hours at maximum vacuum. 25-550mm Hg vacuum range, coupled with greater than 30lpm flow, provides powerful suction for faster aspiration. Fully chargeable in 8 hours. Will run on AC power even with a low battery. Long-life rechargeable battery eliminates the need for frequent replacement. Sealed water-resistant unit is easy to clean, and minimizes potential contamination or damage to the compressor and battery. Control panel at an angle for easy viewing. Quality-engineered thermoplastic provides impact resistance and durability. 3-year warranty on the unit and 1 year on the battery.

S610100	Suction Tubing Kit: 1 ea. 72" length & 15" length, 1/4" ID, Clear, PVC
01-90-3928	Disposable Hydrophobic/Bacteria Filter 1/4" x 1/4" Barb, 3/pkg
G180	OptiVac Unit w/gauge & regulator, On & Off Buttons
L190-BAG	Carrying Case w/shoulder strap

## CLAFLIN ELECTRIC BED

75" sleeping surface. Three motors. Pneumatic control. Solid perforated pan deck. Casters. Movable foot bracket. Bumper. Mattress guard and locking legs. Epoxy finish. 13 1/2" height.

CE75PP	Fully Electric Bed
--------	--------------------



**INVACARE FULL ELECTRIC HOMECARE BED**

Motorized pull tube assembly controls frame/spring angle adjustment for knee and back comfort. Efficient spring-loaded drive shaft controls bed height adjustment. No cables to rig or maintain. Seconds to install. Six position, full control pendant, controls the upper body, knee position and bed height. Head-end height 36 3/8", foot-end height 33 3/4". Overall length 88", bed width 36". 80" spring. 85 rpm head, foot and hi/lo motors. Mattress not included.

- 5410IVC Homecare Bed, 2-Piece Frame/Spring
- BED-24IVC IVC Full-Electric Bed, Reduced Gap, Full Length Bed Rails, CareGuard™ 101 Foam Mattress
- BED-25IVC IVC Semi-Electric Bed, Single Crank Hi/Lo, Reduced Gap, Full-Length Bed Rails, CareGuard™ 101 Foam Mattress
- BED-2IVC Homecare Bed, 2-Piece Frame/Spring, Standard Spring-Loaded Side Rails & Deluxe Mattress
- BED-32IVC IVC Semi-Electric Bed, Single Crank Hi/Lo, Reduced Gap, Full-Length Bed Rails, 80" Phomvantage Home Care Foam Mattress
- BED-33IVC Full Electric Bed, Standard Spring Loaded Side Rails, 80" Phomvantage Home Care Foam Mattress
- BED-36IVC Semi-Electric Bed, Single Crank Hi/Lo, Half Length Side Rails, 80" Phomvantage Home Care Foam Mattress
- BED-37IVC Full Electric Bed, Half Length Side Rails, 80" Phomvantage Home Care Foam Mattress
- BED-9IVC Homecare Bed, 2-Piece Frame/Spring, Half Side Rails & Deluxe Mattress



**INVACARE SEMI-ELECTRIC SINGLE CRANK HI/LO BED**

Motorized knee and head section adjustment with four position pendant control. Hi/lo crank is permanently attached at foot end of bed for height adjustment; crank folds away for storage. Drive shaft controls height of bed and installs with two quick connections. No messy cables to connect or store. Head-end height 37 5/8", foot-end height 35 7/8". Overall length 88", bed width 36". 80" spring. Mattress not included.

- 5310IVC Semi-Electric Single Crank Hi/Lo Bed, 2-Piece Frame/Spring
- 5000IVC Head Spring Section
- 5100 Fixed Height Ends
- 5301IVC Single Crank Hi/Lo Ends
- 5401 Full Electric Ends
- BED-10IVC Semi-Electric Single Crank Hi/Lo Bed, 2-Piece Frame/Spring, Half Side Rails & Deluxe Mattress
- BED-21IVC Semi-Electric Single Crank Hi/Lo Bed, 2-Piece Frame/Spring, Standard Spring-Loaded Side Rails & Foam Mattress
- BED-4IVC Semi-Electric Single Crank Hi/Lo Bed, 2-Piece Frame/Spring, Standard Spring-Loaded Side Rails & Deluxe Mattress

**SUNRISE MEDICAL SUNTEC™ HOMECARE BED ACCESSORIES**

- F1920 Spring Mount Telescoping Rails
- F1950 Full Length Telescoping Rails
- N50780S Posture Care Mattress
- N50880S Posture Care Mattress, Deluxe
- N50980S Posture Care Mattress, Supreme
- N51080S Posture Care Mattress, Elite
- ST200 Manual Hand Crank - Q Series
- ST210 Motor - Q Series
- ST230 Motor Control Unit - Q Series
- N433 Emergency Hand Crank - Q Series



5301LOW




5410LOW

**INVACARE IVC™ FULL ELECTRIC LOW BED**

The split-spring design incorporated into the standard low bed profile combines the easy, one-person delivery of an Invacare® bed with the benefits of a low bed, where rails are not desirable or appropriate, but injuries from falling out of bed are still a concern. The INV Low Bed ends are fully compatible with existing Invacare full-electric bed frame inventories and the IVC drive shaft, simplifying inventory management for providers and long-term care facilities. Specifications: 9.5" minimum to 20" maximum floor-to-bed deck height; 36" W x 80" L sleep surface; 450lb total weight capacity. UL962 and CSA approved. 3 year mechanical/electrical warranty.

- 5301LOW IVC Universal Low Bed Ends
- 5410LOW IVC Full Electric Bed
- 6632 Assist Bed Rails, 1 pair
- BED-38LOW PACKAGE: 5410 Low Bed Package Includes 6632 Rails and 5085 Deluxe Mattress
- BED-39LOW PACKAGE: 5410 Low Bed Package Includes 6632 Rails and 5080 HomeCare Mattress



**SUNRISE MEDICAL SUNTEC™ HOMECARE BEDS**

- SQ0 Manual Q Series Quick Change Bed
- SQ0PKG Quick Change Bed Package Includes: SQ0, N50780S, F1920
- SQ0PKG1 Quick Change Bed Package Includes: SQ0, 550100, F1920
- SQ2 Semi-Electric Q Series Quick Change Bed
- SQ2PKG Quick Change Bed Package Includes: SQ2, N50780S, F1920
- SQ2PKG1 Quick Change Bed Package Includes: SQ2, 550100, F1920
- SQ3 Full-Electric Q Series Quick Change Bed
- SQ3PKG Quick Change Bed Package Includes: SQ3, N50780S, F1920
- SV2T Full-Electric Vantage Bed
- SV2TPKG Vantage Bed Includes: SV2%, N50780S, F1920
- SV2TPKG1 Vantage Bed Package w/Posture Care Mattress & 1950 Rails
- SS0T Manual S Series Shaft Drive Bed
- SS0TPKG Manual Shaft Bed Pkg w/Posture Care Mattress & 1920 Rails
- SS0TPKG1 Manual Shaft Bed Pkg w/Posture Care Mattress & 1950 Rails
- SS2T Semi-Electric S Series Shaft Drive Bed
- SS2TPKG Semi Electric Shaft Bed Pkg w/Posture Care Mattress & 1920 Rails
- SS2TPKG1 Semi Electric Shaft Bed Pkg w/Posture Care Mattress & 1950 Rails
- SS3T Full-Electric S Series Shaft Drive Bed
- SS3TPKG Full Electric Shaft Bed Pkg w/Posture Care Mattress & 1920 Rails
- SS3TPKG1 Full Electric Shaft Bed Pkg w/Posture Care Mattress & 1950 Rails

**CLAFLIN MANUAL BED**

75" sleeping surface. Three attached cranks. Solid perforated pan deck. Casters. Fixed foot bracket. Bumper. Mattress guard and locking legs. Epoxy finish. 13 1/2" height.

CM75PP Manula Hi-Lo Bed

**INVACARE MANUAL HI/LO BED**

Manual spring positioning and bed height adjustments. Permanently attached pull tube cranks control operation of head and foot spring assemblies. Cranks fold away for storage. Hi/lo crank is permanently attached at foot of bed for height adjustment; crank folds away for storage. Trendelenburg (shock) position can be achieved quickly. Head-end height 37 1/4", foot-end height 24 7/8". Overall length 88", bed width 36". 80" spring. Mattress not included.

- 5307IVC Single Crank Hi/Lo Bed, 2-Piece Frame/Spring
- BED-12IVC Single Crank Hi/Lo Bed, 2-Piece Frame/Spring, Half Side Rails & Deluxe Mattress
- BED-8IVC Single Crank Hi/Lo Bed, 2-Piece Frame/Spring, Standard Spring-Loaded Side Rails & Deluxe Mattress

**LUMEX FLEX BED™**

Fixed Height, Hi-Lo Manual, Semi-Electric and Full-Electric available. Available in 76" and 80" sleep deck lengths. Low position 14.5", maximum height 26". Available with spring or pan sleep deck. Stabilizing legs standard. Durable powder-coated epoxy finish. Optional rails meet the FDA's hospital bed system dimensional guidance issued August 30, 2004. Designed to meet the requirements of applicable HCPCS codes. Warranty: Welded steel bed frame - Limited Lifetime, All other components - Five Years, Electronics - Two Years.

- AF4000 76" Manual Hi-Lo Flex Bed
- AF4004 76" Full Electric Flex Bed
- AF4005 76" Semi-Electric Flex Bed
- AF4100 80" Manual Hi-Lo Flex Bed
- AF4104 80" Full Electric Flex Bed
- AF4105 80" Semi-Electric Flex Bed

**Accessories**

- A7040 Half Head Rails (Set)
- A7050 Half Foot Rails (Set)
- A7060 3/4 Length Rail - 54" length (Set)
- A7070 Full Length Rail - 66" length (Set)

**MJM LOW RESIDENT BED 600 SERIES**

Specifically designed to safely contain the disoriented residents without restraints. 300 lb weight capacity. Vertically supported through-out entire frame. Single wheel heavy duty zinc plated casters (3" x 1 1/4") come with removable bolt/nut for easy maintenance. All casters have threaded stem and double wall reinforced with schedule 40 1" PVC. Multi-position elevated headrest.

- 600 User Friend Transfer Board, 71"L x 23.5"W, w/8" Carrying Handles
- 676-40-R 76"L x 40"W Sleeping Surface w/elevating head section
- 676-40-S 76"L x 40"W Sleeping Surface
- 680-40-R 80"L x 40"W Sleeping Surface w/elevating head section
- 680-40-S 80"L x 40"W Sleeping Surface
- 685 Set of Casters For 600 Series Bed (2 non-locking, 4 locking)
- 685-2 Set of Casters for 600 Series Bed (4-Locking / 4-Non Locking), 2" Casters
- 686 Head & Foot Board w/standard mesh
- 687 Head & Foot Board w/print mesh
- 688 Head & Foot Board w/anti-bacterial protection
- 690-C Safety Pad w/anti-bacterial protection
- 692 All Purpose Mat 2' x 4' x 2" (Royal Blue Only)
- 693 All Purpose Mat 4' x 4' x 2" (Royal Blue Only)
- 694 All Purpose Mat 2' x 5' x 2" (Royal Blue Only)
- 696 All Purpose Mat 4' x 5' x 2" (Royal Blue Only)
- 697 All Purpose Mat 2' x 6' x 2" (Royal Blue Only)
- 698 All Purpose Mat 4' x 6' x 2" (Royal Blue Only)
- 699 Optional Removable Over Bed Tray
- 699-F-3 Overbed Table (Fixed Height) w/3" Twin Casters, Straight Top
- 699-R-3 Over Table (Fixed Height) w/3" Twin Casters, Recessed Top to prevent items from rolling off



BAR600



BARMATT

**INVACARE BARIATRIC BED**

Heavy-duty bed frame that is designed for bariatric individuals and is capable of supporting up to 600 lbs. Extra bracing has been integrated into the home care bed frame, along with a wider surface and truss assembly, in order to provide maximum support. The client or caregiver is able to operate the bed using the hand pendant, which changes the positioning of the head and foot sections as well as the bed-height function.

- BAR600 Bariatric Bed Only
- BARMATT Bariatric Mattress Only
- BARPKG Bariatric Bed Package (BAR600, BARMATT 6640)
- BARTRAP Bariatric Trapeze Only



LBDF



LBEF

**INVACARE LEISURE BEDS**

- LBDF Full XL Deluxe Bed
- LBDQ Queen Deluxe Bed
- LBDT Twin XL Deluxe Bed
- LBEF Full XL Standard Bed
- LBEQ Queen Standard Bed
- LBET Twin XL Standard Bed



85161H



8550LG

**KENDALL IN-ROOM SYSTEM WALL ENCLOSURES AND GLOVE BOXES**

Sturdy, locked sharps container mounting allows for secure point of use disposal of sharps. For convenience, all cabinets are universally keyed. Sturdy, durable, long lasting ABS plastic provides a secondary barrier of protection. Easily monitored fill level through viewing windows on front and sides. Keep gloves readily available with optional glove dispenser. Beige, unobtrusive style fits any room decor.

- 85161H Wall Enclosure For 5qt Container, 1/cs
- 85165H 5qt Enclosure w/window, 5/cs
- 8516HDL 85161H Replacement Door w/window & lock, 1/cs
- 85301H 3 gal, Enclosure w/window, 1/cs
- 85401H 3 & 4 gal, Low Profile Wall Enclosure, 1/cs
- 8546 Glove Box Prevention Adapter, 5/cs
- 8550B Glove Boxes w/brackets, 5/cs
- 8550LG Glove Dispenser, Top Loading, Attaches to 5 & 12 qt Wall Enclosures, 6.75"H x 4.5"D x 12"W, 10/cs
- 8552B Accessory Tray w/bracket, 5/cs
- 8553B Accessory Tray, 10/cs
- 8554B Double-Up Wall Bracket, 5/cs
- 8555SA Multi-Glove Dispenser, Opaque Beige, 10/cs

**LUMEX BED SOCKET TELESCOPING I.V. POLE**

Locking collet quickly and securely adjusts height from 35" to 65". Internal rubber bumpers designed to reduce the build-up of static electricity and ensure silent operation when lowering telescoping tube. Constructed of durable, anodized aluminum tubing. Designed to meet the requirements of HCPCS code: E0776.

- 2100A I.V. Stand, 3/cs
- 2101A I.V. Pole, Single Pack



**OMNIMED BEAM® WHEEL RING HANDLE**

Simply slide the wheel ring handle over columns with 1 1/2"-1 3/4" diameters and adjust to the proper height. Designed to hold up to three poly trays (350055 sold separately) for added storage convenience.


- 350050 Wheel Ring Handle



6628



6629



6630



6631

**INVACARE BED SAFETY RAILS**

- 6628 Deluxe Spring-Loaded Side Rail
- 6629 Standard Spring-Loaded Side Rail
- 6630 Half Side Rail
- 6631 Home Bed Rail
- 6640 Heavy Duty Half Length Bed Rail

**LUMEX HOME-STYLE BED RAILS**


For use with home-style, dormitory or Hollywood-style beds. Automatic engagement, push-buttons permit easy adjustment to raise-lower side rails. Crossbars adjust 20" and fit between bedsprings and mattress. Head or foot of bed rail may be raised and lowered independently. Rails drop well below top of mattress for easy patient transfer and ease of bed making.

- GF6408-1 Home Style Aluminum Bed Rails

**LUMEX UNIVERSAL HALF SIDE RAIL**

Provides protection without confining the patient. Ideal for maximum protection when bed is elevated. The rail fits all spring-style hospital beds. Chrome-plated steel construction. Three year limited warranty. Can be used with Universal and WhisperLite™ II Homecare Beds. Meet the FDA's hospital bed system dimensional guidance issued August 30, 2004. Designed to meet the requirements of HCPCS code: E0305

- GF6650A-1 Half-Length Bed Rail



**LUMEX UNIVERSAL TELESCOPIING VERSARAILS**

Constructed of durable 1" chrome-plated steel. Telescopes with change of bed position; either end can be raised or lowered independently without jamming. Adjusts up or down with convenient spring-loaded pull button in three positions: up, down, or mid-position. Three year limited warranty.

- 5086 Safety Rails

**Accessories**

- 5063 Standard Cross Bars For 5086, Pair
- 5074 Stabilizing Clamps For 5086

**LUMEX UNIVERSAL TELESCOPING SIDE RAIL**

Mounts to fabric spring of bed. Chrome-plated steel rails with chrome finish cross bars. Tool free installation.

- GF6570A-1 Universal Telescoping Steel Side Rail

**VAL MED COMFORT PLUS BED RAIL BUMPERS**

- VM-3035-NVST 35" Bumpers w/navy staph chek cover
- VM-3048-NVST 48" Bumpers w/navy staph chek cover
- VM-3070-NVST 70" Bumpers w/navy staph chek cover

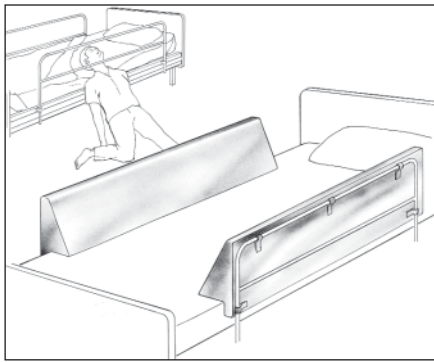
**VAL MED COMFORT PLUS BED RAIL PADS**

Kodel and foam.

- VM-3009 Kodel Bed Safety Rail Pads, 60" x 18" x 1", 3/cs
- VM-3010-NVST Kodel Bed Safety Rail Pad w/navy staph chek cover, 60" x 18" x 1", Density 1.2, 2 set/cs
- VM-3011-NVST Kodel Bed Safety Rail Pad w/navy staph chek cover, 60" x 18" x 2", Density 1.2, 3 set/cs
- VM-3015-NVST Kodel Bed Safety Rail Pad w/navy staph chek cover, 30" x 18" x 1", Density 1.2, 3 set/cs

**DURO-MED BED WEDGES**

- 555-8026-0100 7" x 24" x 24" Bed Wedge, 20+ Angle, Blue Cover, 4/cs
- 555-8026-1900 7" x 24" x 24" Bed Wedge, 20+ Angle, White Cover, 4/cs
- 555-8027-0100 10" x 24" x 24" Bed Wedge, 20+ Angle, Blue Cover, 4/cs
- 555-8027-1900 10" x 24" x 24" Bed Wedge, 20+ Angle, White Cover, 4/cs
- 555-8027-6400 10" x 24" x 24" Bed Wedge, 20+ Angle, Blue Rosebud Print Cover/4/cs
- 555-8028-0100 12" x 24" x 24" Bed Wedge, 20+ Angle, Blue Cover, 4/cs
- 555-8028-1900 12" x 24" x 24" Bed Wedge, 20+ Angle, White Cover, 4/cs
- 555-8047-0100 8" x 27" x 27" Bed Wedge, Inflatable w/blue cover
- 555-8071-0122 6" x 20" x 26", Ortho Wedge, Blue Cover
- 555-8071-0123 8" x 20" x 26", Ortho Wedge, Blue Cover
- 555-8071-0124 10" x 20" x 30 1/2", Ortho Wedge, Blue Cover
- 555-8099-1900 10" x 26" x 24" Bed Wedge, Convuluted, 20+ Angle, White Cover, 4/cs



**PROFEX BUMPER WEDGE**

Non-conductive, wedge-shaped bumper pads attach to side or end bed rails to help prevent patient injury. Easy to install, remove, and store. Style 1 attaches to tubular rails by means of velcro straps while Style 2 slips over either solid or tubular rails in envelope fashion. For non-adjusting beds. Height dimensions are measured from the top of the mattress to the top of the bed rail plus 4 inches. (A + 4"). When ordering Style 2, please specify rail thickness measurement. Wedges are available in light green, tan, yellow, or white.

- BW351-1 Style 1 Bumper Wedge, A+ 4"H x 35"L x 1"T, 2/pkg
- BW351-2 Style 2 Bumper Wedge, A+ 4"H x 35"L x 1"T, 2/pkg
- BW352-1 Style 1 Bumper Wedge, A+ 4"H x 35"L x 2"T, 2/pkg
- BW352-2 Style 2 Bumper Wedge, A+ 4"H x 35"L x 2"T, 2/pkg
- BW481-1 Style 1 Bumper Wedge, A+ 4"H x 48"L x 1"T, 2/pkg
- BW481-2 Style 2 Bumper Wedge, A+ 4"H x 48"L x 1"T, 2/pkg
- BW482-1 Style 1 Bumper Wedge, A+ 4"H x 48"L x 2"T, 2/pkg
- BW482-2 Style 2 Bumper Wedge, A+ 4"H x 48"L x 2"T, 2/pkg
- BW701-1 Style 1 Bumper Wedge, A+ 4"H x 70"L x 1"T, 2/pkg
- BW701-2 Style 2 Bumper Wedge, A+ 4"H x 70"L x 1"T, 2/pkg
- BW702-1 Style 1 Bumper Wedge, A+ 4"H x 70"L x 2"T, 2/pkg
- BW702-2 Style 2 Bumper Wedge, A+ 4"H x 70"L x 2"T, 2/pkg

**VAL MED COMFORT PLUS BED WEDGES**

- VM-1510-WHCT Bed Wedge w/white cotton zipper cover, 24" x 26" x 10">0, Density 1.2, 2/cs
- VM-1512-WHCT Bed Wedge w/white cotton zipper cover, 24" x 26" x 12">0, Density 1.2, 2/cs
- VM-1575-WHCT Bed Wedge w/white cotton zipper cover, 24" x 26" x 7.5">0, Density 1.2, 4/cs

**Call us  
for availability  
and pricing.**

**PROFEX BUMPER PADS**

Light green vinyl/nylon laminated fabric.

- BP351-1 Bumper Pad For Tubular Side Rails w/velcro fastening straps, Non-Conductive, 15" x 35" x 1"
- BP351-2 Bumper Pad For Side Rail w/envelope pocket, Non-Conductive, 15" x 35" x 1"
- BP351C-1 Bumper Pad For Tubular Side Rails w/velcro fastening straps, Conductive, 15" x 35" x 1"
- BP351C-2 Bumper Pad For Side Rail w/envelope pocket, Conductive, 15" x 35" x 1"
- BP352-1 Bumper Pad For Tubular Side Rails w/velcro fastening straps, Non-Conductive, 15" x 35" x 2"
- BP352-2 Bumper Pad For Side Rail w/envelope pocket, Non-Conductive, 15" x 35" x 2"
- BP352C-1 Bumper Pad For Tubular Side Rails w/velcro fastening straps, Conductive, 15" x 35" x 2"
- BP352C-2 Bumper Pad For Side Rail w/envelope pocket, Conductive, 15" x 35" x 2"
- BP481-1 Bumper Pad For Tubular Side Rails w/velcro fastening straps, Non-Conductive, 15" x 48" x 1"
- BP481-2 Bumper Pad For Side Rail w/envelope pocket, Non-Conductive, 15" x 48" x 1"
- BP481C-1 Bumper Pad For Tubular Side Rails w/velcro fastening straps, Conductive, 15" x 48" x 1"
- BP481C-2 Bumper Pad For Side Rail w/envelope pocket, Conductive, 15" x 48" x 1"
- BP482-1 Bumper Pad For Tubular Side Rails w/velcro fastening straps, Non-Conductive, 15" x 48" x 2"
- BP482-2 Bumper Pad For Side Rail w/envelope pocket, Non-Conductive, 15" x 48" x 2"
- BP482C-1 Bumper Pad For Tubular Side Rails w/velcro fastening straps, Conductive, 15" x 48" x 2"
- BP482C-2 Bumper Pad For Side Rail w/envelope pocket, Conductive, 15" x 48" x 2"
- BP701-2 Bumper Pad For Side Rail w/envelope pocket, Non-Conductive, 15" x 70" x 1"
- BP701C-1 Bumper Pad For Tubular Side Rails w/velcro fastening straps, Conductive, 15" x 70" x 1"
- BP701C-2 Bumper Pad For Side Rail w/envelope pocket, Conductive, 15" x 70" x 1"
- BP702-1 Bumper Pad For Tubular Side Rails w/velcro fastening straps, Non-Conductive, 15" x 70" x 2"
- BP702-2 Bumper Pad For Side Rail w/envelope pocket, Non-Conductive, 15" x 70" x 2"
- BP702C-1 Bumper Pad For Tubular Side Rails w/velcro fastening straps, Conductive, 15" x 70" x 2"
- BP702C-2 Bumper Pad For Side Rail w/envelope pocket, Conductive, 15" x 70" x 2"
- BPHF1-1 Bumper Pad For Head & Foot Ends w/velcro fastening straps, Non-Conductive, 15" x 35" x 1"
- BPHF1-2 Bumper Pad For Head & Foot Ends w/envelope pocket, Non-Conductive, 15" x 35" x 1"
- BPHF1-3 Bumper Pad For Solid Head & Foot Ends w/horizontal fastening strap, Non-Conductive, 15" x 35" x 1"
- BPHF1C-1 Bumper Pad For Head & Foot Ends w/velcro fastening straps, Conductive, 15" x 35" x 1"
- BPHF1C-2 Bumper Pad For Head & Foot Ends w/envelope pocket, Conductive, 15" x 35" x 1"
- BPHF1C-3 Bumper Pad For Solid Head & Foot Ends w/horizontal fastening strap, Conductive, 15" x 35" x 1"
- BPHF2-1 Bumper Pad For Head & Foot Ends w/velcro fastening straps, Non-Conductive, 15" x 35" x 2"
- BPHF2-2 Bumper Pad For Head & Foot Ends w/envelope pocket, Non-Conductive, 15" x 35" x 2"
- BPHF2-3 Bumper Pad For Solid Head & Foot Ends w/horizontal fastening strap, Non-Conductive, 15" x 35" x 2"
- BPHF2C-1 Bumper Pad For Head & Foot Ends w/velcro fastening straps, Conductive, 15" x 35" x 2"
- BPHF2C-2 Bumper Pad For Head & Foot Ends w/envelope pocket, Conductive, 15" x 35" x 2"
- BPHF2C-3 Bumper Pad For Solid Head & Foot Ends w/horizontal fastening strap, Conductive, 15" x 35" x 2"
- BPP071 Pediatric Bumper Pad, Non-Conductive, 14" x 107" x 1"
- BPP071C Pediatric Bumper Pad, Conductive, 14" x 107" x 1"
- BPP941 Pediatric Bumper Pad, Non-Conductive, 14" x 94" x 1"
- BPP941C Pediatric Bumper Pad, Conductive, 14" x 94" x 1"
- BP701-1 Bumper Pad For Tubular Side Rails w/velcro fastening straps, Non-Conductive, 15" x 70" x 1"



5085-84



MC0065



MC0195



5085

**INVACARE INNERSPRING MATTRESS FOR MOBILITE® BEDS**

Flexible innerspring mattress with flame retardant covering that meets major flammability standards. Covering is antibacterial and resists stains and tearing. 80" long.

- 5085-84 84" Mattress
- 5085 Deluxe Mattress

**Accessories**

- MC0065 Mattress Cover, Contour, 12/cs
- MC0195 Mattress Cover, Envelope, 12/cs

**INVACARE PHOMVANTAGE HOME CARE FOAM MATTRESS**

The new Invacare Phomvantage Home Care Foam Mattress brings the comfort, therapeutic value, and durability of a foam mattress to the home care market at a lower price than traditional innerspring mattresses. 50% lighter weight than most innerspring mattresses and more flexible for deliveries to maneuver around those tight corners in staircases and elevators. Comfortable sleep surface minimizes patient complaints. Durable 10.5oz vinylized nylon cover is antibacterial, anti-static, acid resistant and waterproof for easy use and care. High quality 1.5lb/cu.ft.-density foam provides comfort and durability in a solid, one-piece construction. Pressure readings show therapeutic value over an innerspring mattress.

- 5080 80" Home Care Foam Mattress, 80" L x 36" W x 5" H, 15lb w/2 year warranty
- 5084 84" Home Care Foam Mattress, 84" L x 36" W x 5" H, 15.75lb w/2 year warranty

**LUMEX GOLD CARE FOAM MATTRESS 416 AND 419 SERIES**

Four separate anatomically matched support zones enhance patient comfort while reducing tissue interface pressures. Effective for the prevention and treatment of stage I pressure ulcers. Breathable Soflux nylon top cover moves with the patient to reduce shearing and is fluid proof, flame retardant, antimicrobial, antistatic, and easy to clean. Meets Cal Technical Bulletin #117 flammability requirements; optional Cal #129 flame retardant available. Optional defined perimeter reduces the need for bed side rails. Designed to meet the requirements of HCPCS code: E0184. 400lb maximum weight capacity. Five year limited warranty.

- 4167515 416 Gold Care Series Foam Mattress, 36" x 75" x 6"
- 4167515P 416 DPM Gold Care Series Defined Perimeter Foam Mattress, 36" x 75" x 6"
- 4168015 416 Gold Care Series Foam Mattress, 36" x 80" x 6"
- 4168015P 416 DPM Gold Care Series Defined Perimeter Foam Mattress, 36" x 80" x 6"
- 4168415 416 Gold Care Series Foam Mattress, 36" x 84" x 6"
- 4168415P 416 DPM Gold Care Series Defined Perimeter Foam Mattress, 36" x 84" x 6"
- 4197515 419 Gold Care Series Foam Mattress, 36" x 75" x 6" w/zipper
- 4198015 419 Gold Care Series Foam Mattress, 36" x 80" x 6" w/zipper
- 4198415 419 Gold Care Series Foam Mattress, 36" x 84" x 6" w/zipper

**LUMEX NURSING HOME/HOME CARE MATTRESSES**

Economical, innerspring mattress. Designed specifically for nursing homes and home care use. Vented and reversible. Mattress dimensions: 35" width, 7" height. Cover is flame retardant, antibacterial, waterproof, and washable. Mattresses meet the California Upholstery Provisions stated in Technical Bulletin #117 as well as the requirements of Federal Flammability Standard DOC FF4-72. Mattresses also available that meet the requirements of the new California Technical Bulletin #603 as well as Boston 1X-11 and California Technical Bulletins #121 and #129. Designed to meet the requirements of HCPCS code: E0271. One year limited warranty.

- GF1500-180 Innerspring Mattress, 80" x 35" x 7"

**LUMEX PLATINUM CARE FOAM MATTRESS 516 AND 519 SERIES**

This premium support surface offers outstanding comfort and pressure reduction. The floatation style design reduces lateral shear and distributes pressure evenly achieving mean tissue interface pressures below 32 mmHg. The heel section uses smaller cells to address the sensitive pressure reduction needs of the heels and ankles. 100% virgin polyurethane foam offers greater support and resilience than conventional polyurethane foams. Effective for the prevention and treatment of stage I pressure ulcers. Breathable Soflux nylon top cover moves with the patient to reduce shearing and is fluid proof, flame retardant, antimicrobial, antistatic, and easy to clean. Meets Cal Technical Bulletin #117 flammability requirements; optional Cal #129 flame retardant available. Optional defined perimeter reduces the need for bed side rails. Designed to meet the requirements of HCPCS code: E0184. 500lb maximum weight capacity. Five year limited warranty.

- 5167515P 516 DPM Platinum Care Series Defined Perimeter Foam Mattress, 36" x 75" x 6"
- 5168015P 516 DPM Platinum Care Series Defined Perimeter Foam Mattress, 36" x 80" x 6"
- 5168415P 516 DPM Platinum Care Series Defined Perimeter Foam Mattress, 36" x 84" x 6"
- 5197515 519 Platinum Care Series Foam Mattress, 36" x 75" x 6" w/zipper
- 5198015 519 Platinum Care Series Foam Mattress, 36" x 80" x 6" w/zipper
- 5198415 519 Platinum Care Series Foam Mattress, 36" x 84" x 6" w/zipper

**LUMEX STANDARD CARE FOAM MATTRESS 316 AND 319 SERIES**

Provides excellent value for budget-conscious facilities. Four separate geometric support zones enhance patient comfort while reducing tissue interface pressures. Effective for the prevention of pressure ulcers. Urethane-backed rip stop nylon top cover is fluid proof, flame retardant, antimicrobial, antistatic, and easy to clean. Meets Cal Technical Bulletin #117 flammability requirements; optional Cal #129 flame retardant available. Designed to meet the requirements of HCPCS code: E0184. 300lb maximum weight capacity. Two year limited warranty.

- 3167515 316 Care Plan Series Foam Mattress, 36" x 75" x 6"
- 3168015 316 Care Plan Series Foam Mattress, 36" x 80" x 6"
- 3168415 316 Care Plan Series Foam Mattress, 36" x 84" x 6"
- 3197515 319 Care Plan Series Foam Mattress, 36" x 75" x 6" w/zipper
- 3198015 319 Care Plan Series Foam Mattress, 36" x 80" x 6" w/zipper
- 3198415 319 Care Plan Series Foam Mattress, 36" x 84" x 6" w/zipper

## PROFEX BASSINET PADS

173A	24" x 12 1/2" x 1 1/2" Bassinet Pad, Maroon Sheeting Cover
173B	24" x 12 1/2" x 2" Bassinet Pad, Maroon Sheeting Cover
173E	27" x 13" x 2" Bassinet Pad, Maroon Sheeting Cover
173EE	28" x 16" x 2" Bassinet Pad, Maroon Sheeting Cover
173X	27" x 13" x 1 1/2" Bassinet Pad, Plastic Film Cover
173XZ	27" x 13" x 2" Bassinet Pad, Plastic Film Cover
174	Replacement Bassinet Pad Cover, Custom-Made Up To 28" x 16" x 3", Maroon Sheeting
174A	Replacement Bassinet Pad Cover, Custom-Made Up To 28" x 16" x 3", Conductive Covering
174F	Replacement Bassinet Pad Cover, Custom-Made Up To 28" x 16" x 3", Plastic Film, White, .008 ga.



## SUNRISE MEDICAL IMPRINT FLAT MATTRESS REPLACEMENT

IMF3576NZ	35" x 76" x 6" Mattress (Replaces 550245-PC)
IMF3580NZ	35" x 80" x 6" Mattress (Replaces 550246-PC)
IMF3584NZ	35" x 84" x 6" Mattress (Replaces 550247-PC)

## SUNRISE MEDICAL ORTHODERM® ELITE MATTRESS SYSTEM

350511 Mattress System w/Homecare Mattress

### Accessories

350512 Comforter For Homecare Mattress

## VAL MED COMFORT PLUS LOW PRESSURE MATTRESS

Features 270° zippered, removable covers that are replaceable if damaged. Anti-microbial staph chek cover is soft and cool to the touch, minimizes heat build-up, and offers resiliency against the patient's bony prominence. The two-way stretch fabric is ultra resilient and conforms to the patient's body contours. All models are reversible head to toe, and the inner core can be reversed front to back. The trilaminate foam core consists of 1 1/2" top and bottom layers of luxury grade, flame retardant, 1.8 lb density 35 IFD convoluted foam. The 3" premium core is a flame retardant 1.5 lb density foam, 40 IFD. All removable covers can be cleaned with standard cleaning solutions and are anti-bacterial, flame retardant, waterproof, and stain resistant.

VM-7075-NVST	Mattress w/navy staph chek cover, 35" x 70" x 6", Density 1.5 & 1.8
VM-7080-NVST	Mattress w/navy staph chek cover, 35" x 80" x 6", Density 1.5 & 1.8
VM-7084-NVST	Mattress w/navy staph chek cover, 35" x 84" x 6", Density 1.5 & 1.8


## PROFEX PRO PEAK BED PADS

7150	150 Series Bed Pad, Premium, 35" x 74" x 1 1/2"
7151	150 Series Bed Pad, Standard, 35" x 74" x 1 1/2"
7152	150 Series Bed Pad, Economy, 35" x 74" x 1 1/2"
7175	175 Series Bed Pad, Premium, 35" x 74" x 1 3/4"
7176	175 Series Bed Pad, Standard, 35" x 74" x 1 3/4"
7177	175 Series Bed Pad, Economy, 35" x 74" x 1 3/4"
7214	200 Series Bed Pad, Standard, 35" x 74" x 2"
7214SG	Single Bed Pad, 35" x 74" x 2"
7216	200 Series Bed Pad, Economy, 35" x 74" x 2"
7225	225 Series Bed Pad, Premium, 35" x 74" x 2 1/4"
7226	225 Series Bed Pad, Standard, 35" x 74" x 2 1/4"
7227	225 Series Bed Pad, Economy, 35" x 74" x 2 1/4"
7250	250 Series Bed Pad, Premium, 35" x 74" x 2 1/2"
7251	250 Series Bed Pad, Standard, 35" x 74" x 2 1/2"
7252	250 Series Bed Pad, Economy, 35" x 74" x 2 1/2"
7275	275 Series Bed Pad, Premium, 35" x 74" x 2 3/4"
7276	275 Series Bed Pad, Standard, 35" x 74" x 2 3/4"
7277	275 Series Bed Pad, Economy, 35" x 74" x 2 3/4"
7300	200 Series Bed Pad, Premium, 35" x 74" x 2"
7300DB	Double Bed Pad, 50" x 74" x 2"
7300KG	King Size Bed Pad, 72" x 78" x 2"
7300QN	Queen Size Bed Pad, 56" x 78" x 2"
7303	Stretcher/Recovery Bed Pad, 30" x 74" x 2"
7305	400 Series Bed Pad, Premium, 35" x 74" x 4"
7305DB	Double Bed Pad, 50" x 74" x 4"
7305KG	King Size Bed Pad, 72" x 78" x 4"
7305QN	Queen Size Bed Pad, 56" x 78" x 4"
7307	Stretcher/Recovery Bed Pad, 24" x 74" x 2"
7308	OR Table Pad, 20" x 72" x 2"
7309	525 Series Bed Pad, Super Deluxe, 35" x 74" x 5 1/4"
7311	300 Series Bed Pad, Standard, 35" x 74" x 3"
7311SG	Single Bed Pad, 35" x 74" x 3"
7312	300 Series Bed Pad, Economy, 35" x 74" x 3"
7320	Torso Size Pad, 30" x 40" x 2"
7321	Torso Size Pad, 30" x 60" x 2"
7322	Torso Size Pad, 36" x 54" x 2"
7323	300 Series Bed Pad, Premium, 35" x 74" x 3"
7323DB	Double Bed Pad, 50" x 74" x 3"
7323KG	King Size Bed Pad, 72" x 78" x 3"
7323QN	Queen Size Bed Pad, 56" x 78" x 3"
7333	Sectional Bed Pad System, 36" x 24" x 2"
7350	350 Series Bed Pad, Premium, 35" x 74" x 3 1/2"
7351	350 Series Bed Pad, Standard, 35" x 74" x 3 1/2"
7352	350 Series Bed Pad, Economy, 35" x 74" x 3 1/2"
7375	375 Series Bed Pad, Premium, 35" x 74" x 3 3/4"
7376	375 Series Bed Pad, Standard, 35" x 74" x 3 3/4"
7377	375 Series Bed Pad, Economy, 35" x 74" x 3 3/4"
7406	400 Series Bed Pad, Standard, 35" x 74" x 4"
7406SG	Single Bed Pad, 35" x 74" x 4"
7407	400 Series Bed Pad, Economy, 35" x 74" x 4"
7600AP	Flat Leveling Frame Pad w/16" x 16" Aperture, 35" x 74" x 2"
7602AP	Flat Leveling Frame Pad w/16" x 16" Aperture, 35" x 74" x 1 3/4"
7604AP	Flat Leveling Frame Pad w/16" x 16" Aperture, 35" x 74" x 1 1/2"
7608	Topper Pad, Premium, 34" x 72" x 3/4"
7608E	Topper Pad, Economy, 34" x 72" x 3/4"
7609	Topper Pad, Premium, 34" x 72" x 1/2"
7609E	Topper Pad, Economy, 34" x 72" x 1/2"

### Accessories

7450	Protective Sleeve For #7300, 7300AP, 7305, 7323, 7600, 7600AP, 24/box
7453	Protective Sleeve For Full Bed Length, 90"L, #7300, 7300AP, 7305, 7323, 7600, 7600AP, 12/box
7454	Protective Sleeve For 76"L, #7300, 7300AP, 7305, 7323, 7600, 7600AP, 12/box
7455	Protective Sleeve For #7303 & 7320, 24/box





**SUNRISE MEDICAL BIO CLINIC CONVOLUTED FOAM BED PADS**

Puncture-proof pad has open cell, wave cut construction, provides greater support, dissipates heat and moisture better than fluff or mechanized pads. Utilizes more of the body to distribute weight. Combustion modified. Standard density. 33" x 72" unless noted.

- 11140-CC 1/4" Base, 4" Pad Economy, 6/cs
- 11730-CC 3/8" Base, 1 1/2" Pad, 18/cs
- 11740-CC 3/8" Base, 1 3/4" Pad, 18/cs
- 11760-CC 3/8" Base, 2" Pad, 18/cs
- 11768-CC 3/8" Base, 2" Pad, 12/cs
- 12009 5/8" Base, 2" Pad, High Density, w/oversize base & sleeve, 9/cs
- 12500-CC 3/8" Base, 2 1/2" Pad, 8/cs
- 12750-CC 1/2" Base, 2 3/4" Pad, 8/cs
- 12751-CC 1/2" Base, 2 3/4" Pad w/sleeve, 8/cs
- 13000-CC 1" Base, 3" Pad, 8/cs
- 13050-CC 1/2" Base, 3" Pad, 8/cs
- 13051-CC 1/2" Base, 3" Pad w/sleeve, 8/cs
- 13200-CC 3/4" Base, 3" Pad, 8/cs
- 14000-CC 1" Base, 4" Pad, 6/cs
- 14001-CC 1" Base, 4" Pad w/sleeve, 6/cs
- 2072 2" Pad, 20" x 72", 12/cs

**SUNRISE MEDICAL EGGCRATE OVERLAYS**

Retail packaging.

- 35244 2" Eggcrate Overlay, Full, 2/cs
- 35844 2" Eggcrate Overlay, Queen, 2/cs
- 37004 3" Eggcrate Overlay, Twin, 2/cs
- 37014 3" Eggcrate Overlay, Full, 2/cs
- 37024 3" Eggcrate Overlay, Queen, 2/cs
- 37034 3" Eggcrate Overlay, California King, 1/cs
- 37044 2" Eggcrate Overlay, California King, 1/cs
- 37544 3" Eggcrate Overlay, Dual King, 1/cs
- 37644 2" Eggcrate Overlay, Dual King, 1/cs
- 38004 4" Eggcrate Overlay, Twin, 2/cs
- 38014 4" Eggcrate Overlay, Full, 2/cs
- 38034 4" Eggcrate Overlay, California King, 1/cs
- 38524 4" Eggcrate Overlay, Queen, 2/cs
- 38544 4" Eggcrate Overlay, Dual King, 1/cs

**VAL MED COMFORT PLUS ROLLER COMPRESSED BED PADS**


- VM-7012 2" Bed Pad, 31" x 71", Base 3/8", Density 1.2, 8/cs
- VM-7013 3" Bed Pad, 31" x 71", Base 1/2", Density 1.2, 6/cs
- VM-7014 4" Bed Pad, 31" x 71", Base 3/4", Density 1.2, 4/cs
- VM-7201 3" Bed Pad, 32" x 73", Base 3/8", Density 1.2, 6/cs
- VM-7202 3" Bed Pad, 32" x 73", Base 1/2", Density 1.5, 6/cs
- VM-7203 3" Bed Pad, 32" x 73", Base 1/2", Density 1.8, 6/cs
- VM-7220 2" Bed Pad, 32" x 73", Base 3/8", Density 1.2, 8/cs
- VM-7221 2" Bed Pad, 32" x 73", Base 3/8", Density 1.5, 8/cs
- VM-7222 2" Bed Pad, 32" x 73", Base 3/8", Density 1.8, 8/cs
- VM-7233 4" Bed Pad, 32" x 73", Base 3/4", Density 1.2, 4/cs
- VM-7234 4" Bed Pad, 32" x 73", Base 1/2", Density 1.5, 4/cs
- VM-7235 4" Bed Pad, 32" x 73", Base 3/4", Density 1.8, 4/cs
- VM-7243 4" Bed Pad, 32" x 73", Base 1/2", Density 1.5, 4/cs
- VM-7420 2" Bed Pad, 31" x 71", Base 3/4", Density 1.2, 8/cs
- VM-7440 4" Bed Pad, 31" x 71", Base 1", Density 1.2, 4/cs
- VM-7840 4" Bed Pad, 31" x 71", Base 1/4", Density 1.2, 4/cs



**LUMEX TENDERFLO® WATER OVERLAY**

Five individual baffles allow even movement of fluid to provide the right balance of pressure reduction and support. Two sealed seams provide maximum strength and durability build-up. Heavy duty vinyl cleans easily with mild detergent. Fill lines and foot placement lines can be used as guides for patient positioning. Thermometer is included to monitor temperature. Holds 15-20 gallons. 225lb maximum weight capacity. Designed to meet the requirements of HCPCS code: E0198. 90-day limited warranty.


- AQTF-2035 Water Overlay, 68" x 32"



**SUNRISE MEDICAL BIO GARD® MATTRESS OVERLAY**

Delivers pressure relief through anatomical distribution of body weight over three-sectioned pad design. Specially engineered torso section virtually eliminates "bottoming out", assists in turning patients, and reduces shearing forces. Pressure on bony prominences is reduced which assists in normal capillary blood flow.

- 66-2030 O.R. Overlay, 4/cs
- 66-2040 O.R. Overlay w/sleeve, 4/cs
- 66-9030-CC Overlay w/out sleeve, 6/cs
- 66-9040-CC Overlay w/Torso Sleeve, 6/cs



**LUMEX AKROS® D.F.D. GEL FLOTATION MATTRESS**

Utilizes patented, clinically proven D.F.D. technology in all three sections for maximum pressure management, flotation and stability. Superior, extremely comfortable mattress offering a complete pressure management system; replaces standard mattress. Easy to set up, simple to use and maintenance free, it requires no adjustments, overlays, flipping or filing. Unique 5 1/2" profile allows easy patient transfer. Gel flotation is self-contained and easy to set up. Three modular sections can be independently replaced if they become damaged or worn. Heavy-duty zipper and flaps help prevent fluids and contamination from entering mattress core. Covers are waterproof, antimicrobial and fire-retardant. Six carry handles. Five year limited warranty.

- 3017510U 75" x 35" x 5" Mattress, Ocean Blue Top, Gull Grey Bottom, Unassembled
- 3017515U 75" x 35" x 5" Mattress, Nylon Top, Gull Grey Botom, Unassembled
- 3018010U 80" x 35" x 5" Mattress, Ocean Blue Top, Gull Grey Bottom, Unassembled
- 3018015U 80" x 35" x 5" Mattress, Nylon Top, Gull Grey Bottom, Unassembled
- 3018410U 84" x 35" x 5" Mattress, Ocean Blue Top, Gull Grey Bottom, Unassembled

**LUMEX AKROS® D.F.D. GEL-FOAM FLOTATION MATTRESS**

Offers the best of two technologies - foam and gel - in a modularly designed unit for superior flotation. Center section utilized D.F.D. technology for optimum pressure management on primary pressure sites from scapula to sacrum. Head and foot sections have special design cuts in fire retardant foam to minimize skin shear, reduce pressure and increase comfort. Gel-foam flotation is self-contained and easy to set up. Three sections can be independently replaced if they become damaged or worn. Heavy-duty zipper and flaps help prevent fluids and contamination from entering mattress core. Covers are waterproof, antimicrobial and fire-retardant. Five year limited warranty.

- 9017515U 75" x 35" x 5" Mattress, Nylon Top, Gull Grey Bottom, Unassembled
- 9018010U 80" x 35" x 5" Mattress, Ocean Blue Top, Gull Grey Bottom, Unassembled
- 9018015U 80" x 35" x 5" Mattress, Nylon Top, Gull Grey Bottom, Unassembled
- 9018410U 84" x 35" x 5" Mattress, Ocean Blue Top, Gull Grey Bottom, Unassembled
- 9018415U 84" x 35" x 5" Mattress, Nylon Top, Gull Grey Bottom, Unassembled

**SUNRISE MEDICAL BIO CLINIC OVERLAYS**

- 67-9030-CC BioGard Advanced Flotation Therapy Unit Overlay, 6/cs
- 67-9040-CC BioGard Advanced Flotation Therapy Unit Overlay w/Full Soft Sleeve, 6/cs
- 67-9130-CC BioGard Advanced Flotation Therapy Unit Overlay w/washable vinyl cover, 6/cs
- C110K Iris 10000 Overlay, 34" x 74", 18-Month Warranty, 6/cs
- C110KC Iris 10000 Overlay w/fitted soft sleeve, 18-Month Warranty, 6/cs
- C11K Iris 1000 Overlay, 32" x 72", 60-Day Warranty, 6/cs
- C13K Iris 3000 Overlay, 34" x 74", 60-Day Warranty, 6/cs



**SUNRISE MEDICAL BIO CLINIC THERAPEUTIC MATTRESS REPLACEMENT SYSTEMS**

Designed to provide consistent pressure reduction for an extended period of time or through multiple patient use. Performance is enhanced through the proprietary coring of the middle layer of foam.

- 10900 80" x 30" x 6" Bio Core™ Mattress
- 10901 30" x 80" x 6" (UPS) Bio Core™ Mattress
- BCS3576NZ 35" x 76" Bio Core™ Side Wall Mattress (Replaces 550134)
- BCS3580NZ 35" x 80" Bio Core™ Side Wall Mattress (Replaces 550135)
- BCS3584NZ 35" x 84" Bio Core™ Side Wall Mattress (Replaces 550136)

**SUNRISE MEDICAL BIO CLINIC TURN STYLE MATTRESS**

- CI3380NO 33" x 80" Iris Pressure Reduction Mattress, Nylon/Staph-Check XL Outer Cover
- TSF3576NZ 36" x 76" Mattress, Nylon/Bacteriak Resistant Outer Cover (Replaces CI376NO)
- TSF3580NZ 36" x 80" Mattress, Nylon/Bacteria Resistant Outer Cover (Replaces CI3680NO)
- TSF3584NZ 36" x 84" Mattress, Nylon/Bacteria Rresistant Outer Cover (Replaces CI3684NO)
- TSS3576NZ 35" x 76" Mattress, Side Wall System (Replaces 550173)
- TSS3580NZ 35" x 80" Mattress, Side Wall System (Replaces 550174)
- TSS3584NZ 35" x 84" Mattress, Side Wall System (Replaces 550175)

**SUNRISE MEDICAL PROAIRE™ PRESSURE RELIEF ROTATION MATTRESS SYSTEM**

Unique, two-tier design for low air loss pressure relief and rotational therapy. Rotation angle and hold interval can be individually programmed for maximum versatility.

- 350400 Pressure Relief Rotation Mattress Control Unit
- 350406 Pressure Relief Rotation Mattress System w/ICU Mattress
- Accessories**
- 350460 Comforter Standard

**DURO-MATIC® ALTERNATING PRESSURE PUMP AND PADS**

Pressure pads are heavy-duty embossed finish. Tough, long-lasting, 16 gauge vinyl. 36" x 90" (32" x 72" inflated). 5 1/2" connector tube. Pressure pump has illuminated on/off switch. 3 wire hospital grade cord and plug. 110V, 60 Hz. Case included.

- 552-1980-0000 APP Pump
- 552-1982-0000 APP Pad
- 552-1984-0000 APP Pump & Pad
- Accessories**
- 552-1983-0000 Converter Kit For APP Pads

**INVACARE CAREGUARD™ 8000 ALTERNATING PRESSURE AIR MATTRESS REPLACEMENT SYSTEM**

A portable, lightweight full depth (8") powered alternating pressure air mattress replacement system which reduces interface pressure for the treatment of Stage I to Stage IV pressure ulcers. The CareGuard 8000 reduces interface pressures below capillary closure through the design of 20 individual 8-inch air cell bladders that alternate every four minutes while providing low interface pressure over the entire alternating cycle. The power unit control combines simplified operations with effective results. Waterproof, anti-microbial nylon therapy cover reduces friction and shear. Durable vinyl bottom protects the mattress cell from any abrasive surface. CPR flag located on the mattress for quick, 20-second deflation. 2" transport mat for patient transport or power outages. Fits most standard medical beds. Designed to meet E0277

CG8000 CareGuard Alternating Pressure Mattress, 80" L x 35" W x 8" H, 2/cs

**INVACARE MICROAIR® 3500S™ THERAPY MATTRESS REPLACEMENT SYSTEM**

A portable low air loss therapy mattress replacement system that provides the therapeutic benefit of pressure relief and skin moisture management. The microAIR 3500S also provides the benefits of true low air loss for pressure ulcer therapy. Features whisper quiet control unit, a 9"© air cell height for deep patient immersion and 100 liters per minute of fresh, dry air circulates between the patient and support surface. Waterproof, vapor permeable therapy pad provides a low friction surface. Provides pressure relief below capillary closure. 350lb weight limit. Specifications: Power: 115 vac, 50/60 Hz, 2a; Leakage Current: less than 100 microamps; Power Unit Dimensions: 20.5" W x 12" H x 8" D; Weight: mattress 24lb, power unit 27lb; Weight Capacity: 350lb; Material: mattress cells: 200 denier, polyurethane coated nylon, therapy cover 70 denier nylon with a polyurethane, breathable membrane layer. Polyester quilted under-layer, CA#117 fire retardancy; Limited Warranty: power unit 2 years, mattress 6 months.

BB9572000 microAIR 3500S System, Standard Width, 84" L x 37" W x 9" H  
 BB9572039 microAIR 3500S System, Narrow Width, 84" L x 32" W x 9" H

**INVACARE MICROAIR TURN-Q PLUS MATTRESS**

The microAIR Turn-Q Plus combines the benefits of lateral rotation, true low air loss and pressure relief in a single portable system. Lateral rotation automatically turns patients up to 40 degrees to reduce the risk of pulmonary and other serious medical complications associated with immobilization. Low air loss regulates skin moisture and temperature, an important factor in preserving skin integrity for the prevention of pressure ulcers. Seven selectable turning modes (3 fixed and 4 automatic variable turning positions), provide flexibility to meet individual patient needs. Six turning intervals between 4 minutes and 2 hours meet prescribed turning schedules. Therapeutic for Stage III an IV, or multiple Stage II pressure ulcers. Specifications: Code Approval: UL544, CA106; Power: 115 vac, 50/60 Hz, 2A Leakage Current: less than 100 microamps; Product Weight: mattress 25lb, power unit 30lb; Product Weight Capacity: 500lb; Warranty: mattress 6 months, power unit 2 years.

BB9612000 microAIR Turn-Q™ Plus Automatic Turning Mattress Replacement System, Standard Width, 84" L x 37" W x 8" H  
 BB9612001 microAIR Turn-Q™ Plus Automatic Turning Mattress Replacement System, Narrow Width, 84" L x 32" W x 8" H

**INVACARE THERAPEUTIC SUPPORT SURFACES**

Group I therapeutic support surfaces are designed to aid in the prevention and treatment of pressure ulcers. Three types of modalities allow you to choose the right product for the individual user.

CG9701 CareGuard APP, 1/cs  
 CG9702 CareGuard Replacement Pads, 10 pads/cs  
 CGGFMO CareGuard Gel Foam Mattress Overlay, 4 Large 2" Gel Bladders Inside Foam, Reversible w/corner securing straps, Waterproof Cover, Latex Free, 1/cs

**LUMEX ALTADYNE™ ALTERNATING PRESSURE MATTRESS SYSTEM**

Designed to be one of the most convenient systems on the market for the prevention and treatment of Stage I - IV pressure ulcers. Features twenty 8" high alternating cells with an integral 2" foam support base that provide maximum protection and comfort. Cells alternate at 5 minute intervals to continuously redistribute support and reduce pressure. The adjustable pressure controller allows the caregiver to fine tune therapeutic support and optimize individual patient comfort requirements. The fluid resistant nylon top cover has a breathable urethane barrier and fleece inner liner that reduce shear/friction, transfer moisture vapor away from the patient and can be easily cleaned with mild detergent. The simple, modular design makes replacement of individual cells and components quick and easy. 300lb maximum weight capacity. One year limited warranty on matters and controller. 90-day warranty on nylon top cover.

753001 80" x 34" x 10", Mattress System



**LUMEXAIR™ LOW AIR LOSS MATTRESS SYSTEM**

The LumexAir effectively redistributes patient weight and relieves pressure. Ideal for situations where maceration and heat build-up are an issue, the LumexAir is suitable for the prevention and treatment of all stages of pressure ulcers. 350lb maximum weight capacity. Designed to meet the requirements of HCPCS code: E0277. 2 year limited warranty on control unit. 1 year limited warranty on mattress.

763101R Mattress Only  
 763200 Power Unit

**ALPHA PROTECH ALPHAFLEECE PREMIUM BED PADS**

Designed to aid in the prevention of decubitus ulcer formation. Made of Alphafleece with polyester backing. Economy, washable, single patient use.

3200 24" x 30" Bed Pad, 10/cs  
 3201 30" x 40" Bed Pad, 10/cs  
 3202 30" x 60" Bed Pad, 10/cs  
 3203 20" x 24" Bed Pad, 10/cs  
 3204 36" x 72" Bed Pad, 6/cs  
 3204E 36" x 72" Bed Pad w/4 elastic corners, 6/cs

**ALPHA PROTECH ALPHAFLEECE STANDARD BED PADS**

Made of Alphafleece with polyester backing. Economy. Washable, single patient. Designed to aid in the prevention of decubitus ulcer formation.

2200 24" x 30" Bed Pad, 10/cs  
 2201 30" x 40" Bed Pad, 10/cs  
 2202 30" x 60" Bed Pad, 10/cs  
 2203 20" x 24" Bed Pad, 10/cs  
 2204 36" x 72" Bed Pad, 6/cs  
 2204E 36" x 72" Bed Pad w/4 elastic corners, 6/cs

**ALPHA PROTECH ALPHAFLEECE SUPER PREMIUM DECUBITUS PADS**

5200 24" x 30" Decubitus Pad, 10/cs  
 5201 30" x 40" Decubitus Pad, 10/cs  
 5202 30" x 60" Decubitus Pad, 10/cs  
 5204 36" x 72" Decubitus Pad, 6/cs

## ALPHA PROTECH UNREAL LAMBSKIN® MEDI-PADS

Reusable pressure relief pad is incredibly soft with 3/4" thick synthetic fleece that remains plush and thick even after repeated use and washing. Machine washable and dryer safe without shrinking. Plus, its thick pile material allows fresh air to pass underneath, keeping patients cool and comfortable. Helps prevent decubitus ulcers.

200	24" x 30" Pad, 20/cs
201	30" x 30" Pad, 12/cs
202	30" x 60" Pad, 8/cs
204	35" x 80" Pad w/elastic straps, 5/cs

## LEW JAN MATTRESS PADS

V71-3676WF	36" x 76" Mattress Pad, 100% Polyester, White, Flat, 9.5 oz, 1 dz/cs
V71-3680WF	36" x 80" Mattress Pad, 100% Polyester, White, Flat, 9.5 oz, 1 dz/cs
V72-3672BF	36" x 72" Mattress Pad, 50% Cotton/50% Poly, Flat w/binding, 13.5 oz, Beige, 4 dz/cs
V72-3676BF	36" x 76" Mattress Pad, 50% Cotton/50% Poly, Flat w/binding, 13.5 oz, Beige, 4 dz/cs
V72-3680BF	36" x 80" Mattress Pad, 50% Cotton/50% Poly, Flat w/binding, 13.5 oz, Beige, 4 dz/cs
V74-3680WA	36" x 80" Mattress Pad w/anchor bands, Quilted, 3.6 oz Fill, 1 dz/cs
V74-3680WF	36" x 80" Mattress Pad, Quilted, Flat w/3.6 oz Fill, 1 dz/cs

## VAL MED COMFORT PLUS BED PAD COVERS

VM-7300	3" Navy Staph Chek Bed Pad Cover, Fits All 3" Pads, 6/cs
VM-7350	3" Navy Cotton Bed Pad Cover, Fits All 3" Pads, 6/cs
VM-7400	4" Navy Staph Chek Bed Pad Cover, Fits All 3" Pads, 6/cs
VM-7450	4" Navy Cotton Bed Pad Cover, Fits All 3" Pads, 6/cs

## VAL MED COMFORT PLUS BED PADS

VM-7004	4" Bed Pad, 32" x 73", Base 1.5", Density 1.5, 4/cs
VM-7005	4" Bed Pad, 32" x 73", Base 1.5", Density 1.8, 4/cs
VM-9001	2" Full Bed Pad, 50" x 72", Base 3/8", Density 1.2, 2/cs
VM-9002	2" Queen Bed Pad, 56" x 72", Base 3/8", Density 1.2, 2/cs
VM-9003	2" King Bed Pad, 72" x 72", Base 3/8", Density 1.2, 2/cs
VM-9004	3" Full Bed Pad, 50" x 72", Base 3/8", Density 1.2, 2/cs
VM-9005	3" Queen Bed Pad, 56" x 72", Base 3/8", Density 1.2, 2/cs
VM-9006	3" King Bed Pad, 72" x 72", Base 3/8", Density 1.2, 2/cs
VM-9007	4" Full Bed Pad, 50" x 72", Base 3/8", Density 1.2, 2/cs
VM-9008	4" Queen Bed Pad, 56" x 72", Base 3/8", Density 1.2, 2/cs
VM-9009	4" King Bed Pad, 72" x 72", Base 3/8", Density 1.2, 2/cs
VM-9010	2" Twin Bed Pad, 34" x 76", Base 3/8", Density 1.2, 2/cs
VM-9011	3" Twin Bed Pad, 34" x 76", Base 3/8", Density 1.2, 2/cs
VM-9012	4" Twin Bed Pad, 34" x 76", Base 3/8", Density 1.2, 2/cs
VM-9013	2" Full Bed Pad, 54" x 74", Base 3/8", Density 1.2, 2/cs
VM-9014	2" Queen Bed Pad, 60" x 80", Base 3/8", Density 1.2, 2/cs
VM-9015	2" King Bed Pad, 72" x 84", Base 3/8", Density 1.2, 2/cs
VM-9016	3" Full Bed Pad, 54" x 74", Base 3/8", Density 1.2, 2/cs
VM-9017	3" Queen Bed Pad, 60" x 80", Base 3/8", Density 1.2, 2/cs
VM-9018	3" King Bed Pad, 72" x 84", Base 3/8", Density 1.2, 2/cs
VM-9019	4" Full Bed Pad, 54" x 74", Base 3/8", Density 1.2, 2/cs
VM-9020	4" Queen Bed Pad, 60" x 80", Base 3/8", Density 1.2, 2/cs
VM-9021	4" King Bed Pad, 72" x 84", Base 3/8", Density 1.2, 2/cs

## VAL MED COMFORT PLUS FALL PAD

VM-3570-NVST	Fall Pad w/navy staph chek cover, 35" x 70" x 2"
VM-3580-NVST	Fall Pad w/navy staph chek cover, 35" x 80" x 4"

## VAL MED COMFORT PLUS FIBER BED PAD

VM-6630	Hollowcore Fiber Bed Pad, 78" x 36" x 5"
---------	--

## DURO-MED MATTRESS CLAMPS

Permits traction when patient is in horizontal position. Steel pulley support adjusts for height. Easy to assemble. Slips between mattress and box spring.

534-2025-0000	Traction Mattress Clamp Set (Includes Head Halter, Notched Spreader Bar, Rope, 20 lb. Vinyl Bag, Mattress Clamp)
---------------	--

## DURO-MED MATTRESS COVERS

554-8043-1900	Contour Plastic Mattress Cover, Hospital Bed Size, 36" x 80" x 6"
554-8043-9812	Contour Plastic Mattress Cover, Hospital Bed Size, 36" x 80" x 6", 12/cs
554-8044-1900	Zippered Plastic Mattress Cover, Hospital Bed Size, 36" x 80" x 6"
554-8044-9812	Zippered Plastic Mattress Cover, Hospital Bed Size, 36" x 80" x 6", 12/cs
554-8045-1900	Contour Plasticized Nylon Mattress Cover, Hospital Bed Size, 36" x 80" x 6"
554-8046-1900	Zippered Plasticized Nylon Mattress Cover, Hospital Bed Size, 36" x 80" x 6"
554-8049-2800	Duro-Safe Zippered Mattress Cover Only, 36" x 80"
554-8051-9812	Disposable Contour Mattress Cover, 2ml Vinyl, Hospital Bed Size, 36" x 80" x 6", 12/cs
554-8052-1950	Contour Plastic Mattress Cover, Twin Bed Size, 39" x 75"
554-8052-1951	Contour Plastic Mattress Cover, Full Bed Size, 54" x 75"
554-8052-1952	Contour Plastic Mattress Cover, Queen Bed Size, 60" x 80"
554-8052-1953	Contour Plastic Mattress Cover, King Bed Size, 78" x 80"
554-8053-1950	Zippered Plastic Mattress Cover, Twin Bed Size, 39" x 75"
554-8053-1951	Zippered Plastic Mattress Cover, Full Bed Size, 54" x 75"
554-8053-1952	Zippered Plastic Mattress Cover, Queen Bed Size, 60" x 80"
554-8053-1953	Zippered Plastic Mattress Cover, King Bed Size, 78" x 80"

## PRECISION DYNAMICS CONTOUR MITER STYLE MATTRESS COVERS

Vinyl or vinyl-backed covers protect your mattresses. An elasticized wedge-shaped corner holds your cover snugly in place.

20065-00-MGD	Plastistaff II White Mattress Cover, 4 mil, 36" x 80" x 6"
--------------	--

## PRECISION DYNAMICS ZIPPER FLAP OPEN STYLE MATTRESS COVER

Vinyl covers completely enclose the mattress for incontinence, lint and dust control.

20195-00-MGD	Plastistaff II White Mattress Cover, 4 mil, 36" x 80" x 6"
--------------	--

## VAL MED COMFORT PLUS BED SLEEVES

VM-0001	Full Bed Sleeve, 36" x 73", 12/bx, 10 bx/cs
VM-0002	Wheelchair Sleeve, 36" x 73", 24/bx, 24 bx/cs

## PROFEX RUBBER SHEETING & PLASTIC FILM

P134DC36	Maroon Sheeting 36"W
P134DC54	Black Conductive Sheeting, 54"W
P136T436	Plastic Film, Translucent, 004 mil, 36"W
P136T454	Plastic Film, Translucent, 004 mil, 54"W
P136T836	Plastic Film, Translucent, 008 mil, 36"W
P136T854	Plastic Film, Translucent, 008 mil, 54"W
P136W836	Plastic Film, White, 008 mil, 36"W
P137	Non-Slip Sheeting, Tan, 54"W



**DPC CHEMSOFT REUSABLE PILLOWS**

100% Chemsoft cover that is breathable, non-allergenic and bacteria resistant. Requires no laundering, just wipe clean. Flame retardant and antifungal.

- SB251 18" x 24 ChemSoft Pillow, Blue, 16 oz, 12/cs
- SB254 20" x 26" ChemSoft Pillow, Blue, 18 oz, 12/cs



**DPC FLUID GUARD™ REUSABLE PILLOWS**

FluidGUARD™ health care pillows are designed to help any facility stay within a budget. At the same time, your staff and patients safety and comfort will not be compromised. This pillow utilizes a state of the art fluid proof laminate. Combine this with our exclusive triple-doffer garnet system through which our polyester fill is processed and you have comfort and durability at an affordable price.

- HW251 18" x 24" Fluid Guard Pillow, White, 16 oz, 12/cs
- HW254 20" x 26" Fluid Guard Pillow, White, 18 oz, 12/cs



**DPC NYLASOFT™ REUSABLE PILLOWS**

NylaSOFT™ health care pillows are designed for your patient or residents complete safety and comfort in mind. Our soft, pliable nylon cover is cool and comfortable while still being completely water-proof. Combine this with our exclusive triple-doffer garnet system through which our polyester fill is processed and you have "health care's most durable pillow".

- LB251 18" x 24" NylaSoft Pillow, Blue, 16 oz, 12/cs
- LB254 20" x 26" NylaSoft Pillow, Blue, 18 oz, 12/cs
- LT251 18" x 24" NylaSoft Pillow, Tan, 16 oz, 12/cs
- LT254 20" x 26" NylaSoft Pillow, Tan, 18 oz, 12/cs

**DPC NYLASOFT™ SILVER REUSABLE PILLOWS**

The NylaSOFT™ Silver pillows offer protection against bacteria and dust mites. They keep your skin dry when you sweat and they prevent odor by inhibiting the growth of odor-causing bacteria. The silver in the pillows also reduces static electricity, which results in restful sleep. In addition, silver's thermodynamic properties keep you cooler in the summer and warmer in the winter. Of course, the NylaSoft™ Silver also has all the benefits and features of the standard NylaSoft™ pillow - benefits and features that make it "healthcare's most durable pillow".

- LBA254 20 x 26, Light Blue, 18oz, 12/cs
- LTA254 20 x 26, Tan, 18oz, 12/cs

**DPC DISPOSABLE™ DISPOSABLE PILLOWS**


DisposaBLUE™ disposable pillows have the following features: Fullness only seen in reusable medical pillows. Firmness, support, and loft is better than any competitive disposable pillow. Distinctive blue tick, so you know you're getting the DisposaBLUE™ pillow. Available in the most popular sizes. Custom sizes available with minimum order and adequate lead time.

- B102 16 x 22, Blue, 10oz, 12/cs
- B141 18 x 24, Blue, 15oz, 12/cs
- B181 20 x 26, Blue, 18oz, 12/cs
- B182 20 x 26, Blue, 22oz, 12/cs

**DPC ELITE DISPOSABLE PILLOWS**

100% polyolefin cover. 100% polyester fill material featuring triple-doffer processing, the exclusive designed system consistently producing maximum loft for maximum comfort and durability.

- W101 12" x 16" Elite Pillow, White, 7 oz, 24/cs
- W102 16" x 22" Elite Pillow, White, 10 oz, 12/cs
- W141 18" x 24" Elite Pillow, White, 15 oz, 12/cs
- W143 19" x 26" Elite Pillow, White, 15 oz, 12/cs
- W181 20" x 26" Elite Pillow, White, 18 oz, 12/cs
- W182 20" x 26" Elite Pillow, White, 22 oz, 12/cs



**DURO-MED ABDUCTION PILLOWS**

Designed for leg abduction and positioning. Velcro® strap for easy use. Fire retardant. Polyurethane foam.

- 553-7972-0000 Pillow, 4" x 18" x 7" x 12"
- 553-7974-0000 Pillow, 4" x 22" x 7" x 14"

**BARJAN LINENS**

Sheets, Pillow cases, Towels, Wash cloths, Mattress pads. Extensive variety of sizes, colors, fibers and weights.

- Linens Sheets, Pillowcases, Towels, Washcloths, Mattress Pads

**BARJAN PILLOWS**

Suitable for institutional, healthcare and hospitality. Hypo-allergenic, mildew resistant, washable and odorless. Select from many sizes, firmness and thicknesses. Healthcare tickings resist germs, bacteria and stains. Flame retardant, Disposable. Call us with your specifications.

- Pillows Bed Pillows

**DURO-MED HOSPITAL BED CONTOUR FITTED SHEETS**

50% cotton/50% polyester.

554-7070-0156	Fitted Sheet Set, 36" x 80", Blue (Fitted Sheet, Top Sheet, Pillow Protector)
554-7070-1756	Fitted Sheet Set, 36" x 80", Peach (Fitted Sheet, Top Sheet, Pillow Protector)
554-7070-1956	Fitted Sheet Set (Fitted Sheet, Top Sheet, Pillow Protector), White
554-7070-2856	Fitted Sheet Set, 36" x 80", Mint Green (Fitted Sheet, Top Sheet, Pillow Protector)
554-7070-6556	Fitted Sheet Set (Fitted Sheet, Top Sheet, Pillow Protector), Blue Stripe
554-7070-6756	Fitted Sheet Set, 36" x 80", Rosewood (Fitted Sheet, Top Sheet, Pillow Protector)
554-7071-1954	Fitted Sheet, Polyester/Cotton Knit, White
554-7073-0158	Fitted Sheet, 36" x 80", Blue
554-7073-1758	Fitted Sheet, 36" x 80", Peach
554-7073-1958	Fitted Sheet, 36" x 80", White
554-7073-2858	Fitted Sheet, 36" x 80", Mint Green
554-7073-6558	Fitted Sheet, 36" x 80", Blue Stripe
554-7073-6758	Fitted Sheet, 36" x 80", Rosewood
554-7073-9812	Fitted Sheet, 36" x 80", White, 12/pk
554-7074-0158	Fitted Sheet, Blue Flannel, 36" x 80"
554-7075-1958	Fitted Sheet, Long, 36" x 84"

**DURO-MED WATERPROOF SHEETING**

560-7054-0000	Drawsheet, 36" x 72"
560-7056-0000	Flannel/Rubber Drowsheet, 36" x 66"
560-8037-0021	Flannel/Rubber Sanitized Sheeting, 36" x 36"
560-8037-0022	Flannel/Rubber Sanitized Sheeting, 36" x 54"
560-8037-0023	Flannel/Rubber Sanitized Sheeting, 36" x 72"
560-8039-0000	Flannel/Rubber Sanitized Sheeting, 36" x 12 yd roll
560-8040-1921	Duro-Med™ Waterproof Sheeting, 36" x 36"
560-8040-1922	Duro-Med™ Waterproof Sheeting, 36" x 45"
560-8040-1923	Duro-Med™ Waterproof Sheeting, 36" x 54"
560-8040-1924	Duro-Med™ Waterproof Sheeting, 36" x 72"
560-8098-0000	Flannel/Rubber/Flannel Waterproof Sheeting, 36" x 12 yd roll
560-8098-0021	Flannel/Rubber/Flannel Waterproof Sheeting, 36" x 36"
560-8098-0022	Flannel/Rubber/Flannel Waterproof Sheeting, 36" x 54"
560-8098-0023	Flannel/Rubber/Flannel Waterproof Sheeting, 36" x 72"

**LEW JAN SHEETS**

V21-547230	54" x 72" Drowsheets, T130 Import, 10 dz/cs
V21-548130	54" x 81" Drowsheets, T130 Import, 10 dz/cs
V21-660430	66" x 104" Flat Sheets, T130 Import, 10 dz/cs
V21-661530	66" x 115" Flat Sheets, T130 Import, 10 dz/cs
V21-KNITFI	Knitted Fitted Sheets, Bottom Sheet, Import, 4 dz/cs
V22-368030	36" x 80" Fitted Sheets, T130 Domestic, 5 dz/cs
V22-368080	36" x 80" Fitted Sheets, T180 Domestic, 5 dz/cs
V22-368430	36" x 84" Fitted Sheets, T130 Domestic, 5 dz/cs
V22-368480	36" x 84" Fitted Sheets, T180 Domestic, 5 dz/cs
V22-427230	42" x 72" Drowsheets, T130 Domestic, 5 dz/cs
V22-547230	54" x 72" Drowsheets, T130 Domestic, 5 dz/cs
V22-547280	54" x 72" Drowsheets, T180 Domestic, 5 dz/cs
V22-548130	54" x 81" Drowsheets, T130 Domestic, 5 dz/cs
V22-548180	54" x 81" Drowsheets, T180 Domestic, 5 dz/cs
V22-660430	66" x 104" Flat Sheets, T130 Domestic, 5 dz/cs
V22-660480	66" x 104" Flat Sheets, T180 Domestic, 5 dz/cs
V22-660880	66" x 108" Flat Sheets, T180 Domestic, 5 dz/cs
V22-661530	66" x 115" Flat Sheets, T130 Domestic, 5 dz/cs
V22-661580	66" x 115" Flat Sheets, T180 Domestic, 5 dz/cs

**BARJAN BEDSPREADS AND COMFORTERS**

Extensive line of patterns and solids, in a vast array of colors and sizes. Fire retardant and non-fire retardant fabrics. Unquilted or quilted. Throws or fitted styles.

Bedding      Bedspreads & Comforters

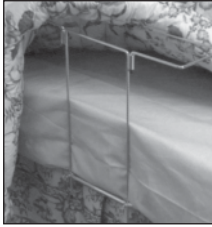
**LEW JAN BEDSPREADS**

V42-7610JA	Corded Bedspread, 100% Cotton, 76" x 110", Jade, 12/cs
V42-7610MA	Corded Bedspread, 100% Cotton, 76" x 110", Mauve, 12/cs
V42-7610RB	Corded Bedspread, 100% Cotton, 76" x 110", Royal Blue, 12/cs
V42-7610RO	Corded Bedspread, 100% Cotton, 76" x 110", Rose, 12/cs
V42-7610SA	Corded Bedspread, 100% Cotton, 76" x 110", Sage, 12/cs
V42-7610SB	Corded Bedspread, 100% Cotton, 76" x 110", Sky Blue, 12/cs
V43-7610BR	New Horizon Bedspread, 100% Polyester, 76" x 110", Brick, 12/cs
V43-7610CE	New Horizon Bedspread, 100% Polyester, 76" x 110", Celedon, 12/cs
V43-7610CH	New Horizon Bedspread, 100% Polyester, 76" x 110", Chocolate, 12/cs
V43-7610DB	New Horizon Bedspread, 100% Polyester, 76" x 110", Dark Blue, 12/cs
V43-7610EG	New Horizon Bedspread, 100% Polyester, 76" x 110", Eggshell, 12/cs
V43-7610HE	New Horizon Bedspread, 100% Polyester, 76" x 110", Heather, 12/cs
V43-7610MA	New Horizon Bedspread, 100% Polyester, 76" x 110", Mauve, 12/cs
V43-7610MI	New Horizon Bedspread, 100% Polyester, 76" x 110", Mist, 12/cs
V43-7610SH	New Horizon Bedspread, 100% Polyester, 76" x 110", Shrimp, 12/cs
V43-7610SP	New Horizon Bedspread, 100% Polyester, 76" x 110", Spice, 12/cs
V43-7610YE	New Horizon Bedspread, 100% Polyester, 76" x 110", Yellow, 12/cs
V44-7610CO	Econo-Cord Bedspread, 100% Polyester, 76" x 110", Copen, 12/cs
V44-7610DB	Econo-Cord Bedspread, 100% Polyester, 76" x 110", Dark Blue, 12/cs
V44-7610HE	Econo-Cord Bedspread, 100% Polyester, 76" x 110", Heather, 12/cs
V44-7610LB	Econo-Cord Bedspread, 100% Polyester, 76" x 110", Light Blue, 12/cs
V44-7610PL	Econo-Cord Bedspread, 100% Polyester, 76" x 110", Plum, 12/cs
V44-7610SE	Econo-Cord Bedspread, 100% Polyester, 76" x 110", Seafoam, 12/cs
V44-7610SH	Econo-Cord Bedspread, 100% Polyester, 76" x 110", Shrimp, 12/cs
V44-7610TA	Econo-Cord Bedspread, 100% Polyester, 76" x 110", Tan, 12/cs
V45-7610BL	Checkmate Bedspread, 100% Polyester, 76" x 110", Blush, 12/cs
V45-7610CH	Checkmate Bedspread, 100% Polyester, 76" x 110", Champagne, 12/cs
V45-7610CO	Checkmate Bedspread, 100% Polyester, 76" x 110", Copen, 12/cs
V45-7610FA	Checkmate Bedspread, 100% Polyester, 76" x 110", Fawn, 12/cs
V45-7610MI	Checkmate Bedspread, 100% Polyester, 76" x 110", Mist, 12/cs
V45-7610SA	Checkmate Bedspread, 100% Polyester, 76" x 110", Sapphire, 12/cs
V45-7610SE	Checkmate Bedspread, 100% Polyester, 76" x 110", Seafoam, 12/cs
V45-7610SH	Checkmate Bedspread, 100% Polyester, 76" x 110", Shrimp, 12/cs
V45-7610WI	Checkmate Bedspread, 100% Polyester, 76" x 110", Wine, 12/cs
V46-7610BA	Supercord Bedspread, 100% Polyester, 76" x 110", Banana, 12/cs
V46-7610BU	Supercord Bedspread, 100% Polyester, 76" x 110", Buttercream, 12/cs
V46-7610FE	Supercord Bedspread, 100% Polyester, 76" x 110", Federal, 12/cs
V46-7610HE	Supercord Bedspread, 100% Polyester, 76" x 110", Heather, 12/cs
V46-7610PL	Supercord Bedspread, 100% Polyester, 76" x 110", Plum, 12/cs
V46-7610SE	Supercord Bedspread, 100% Polyester, 76" x 110", Seafoam, 12/cs
V46-7610SH	Supercord Bedspread, 100% Polyester, 76" x 110", Shrimp, 12/cs
V48-8110BO	Quilted Bedspread, 50% Cotton/50% Polyester, 81" x 110", Bone
V48-8110CH	Quilted Bedspread, 50% Cotton/50% Polyester, 81" x 110", Chianti
V48-8110FG	Quilted Bedspread, 50% Cotton/50% Polyester, 81" x 110", Forest Green
V48-8110KA	Quilted Bedspread, 50% Cotton/50% Polyester, 81" x 110", Khaki
V48-8110NA	Quilted Bedspread, 50% Cotton/50% Polyester, 81" x 110", Navy
V48-8110PG	Quilted Bedspread, 50% Cotton/50% Polyester, 81" x 110", Green
V48-8110RO	Quilted Bedspread, 50% Cotton/50% Polyester, 81" x 110", Rose
V48-8110SL	Quilted Bedspread, 50% Cotton/50% Polyester, 81" x 110", Slate
V49-8110EM	Quilted Bedspread, 50% Cotton/50% Polyester, 81" x 110", Embrace
V49-8110HH	Quilted Bedspread, 50% Cotton/50% Polyester, 81" x 110", Hilton Head
V49-8110HT	Quilted Bedspread, 50% Cotton/50% Polyester, 81" x 110", Home Terrace
V49-8110PA	Quilted Bedspread, 50% Cotton/50% Polyester, 81" x 110", Palmer
V49-8110RE	Quilted Bedspread, 50% Cotton/50% Polyester, 81" x 110", Regalia
V49-8110TR	Quilted Bedspread, 50% Cotton/50% Polyester, 81" x 110", Tapestry Rose
V49-8110VI	Quilted Bedspread, 50% Cotton/50% Polyester, 81" x 110", Vienna

**BARJAN BLANKETS**

Knitted or woven. Thermal or non-thermal. Fire retardant or non-fire retardant. Wide variety of weights, colors, sizes in wool, polyester or cotton.

Blankets      Blankets

**DURO-MED ADJUSTABLE BLANKET SUPPORT**

Keeps blanket off feet. Tubular aluminum frame. Base inserts between box spring and mattress. Height adjusts up to 19". Frame is 20"L x 6"W.

559-2028-0000      Adjustable Blanket Support, 2/cs

**LAKESIDE BLANKET WARMERS**

Easy operation with state-of-the-art digital control panel. Simply turn the unit on and set the desired temperature. Temperature range is 90°F-240°F Readings in both Fahrenheit and Celsius. Fan placement and heating elements are located at the top of the cabinet. This allows easy access to the lint filter, fan, temperature probe and control unit. Additionally, the entire cabinet cavity can be used for product - no wasted space. Fast warm times - just two to six hours depending on the load. Preheat time is approximately 15-20 minutes with recovery time of approximately 2 minutes. "Ultra-Guard" energy efficient fiberglass insulation throughout the cabinet - top, back, bottom, and doors retain heat and is a perfect compliment to the 304 stainless steel, 20-gauge polished interior, 24-gauge stainless steel interior with easy-to-clean covered corners. Back mounted airflow panel provides an efficient distribution pathway for airflow. Top mounted electrical cord. Magnetic chrome handle provides secure and tight closure on either the all stainless steel door or stainless steel door with a clear view gasketless Plexiglas™ pane. Door swing is a space saving 26". Top to bottom punched stainless steel uprights allow you to position shelves where you want them.

8170	Compact Blanket Warmer w/stainless steel door, 42 1/4"H x 27"W x 27"D, 5" Caster
8171	Compact Blanket Warmer w/Plexiglas door, 42 1/4"H x 27"W x 27"D, 5" Caster
8172	Tall Blanket Warmer w/stainless steel door, 68 1/4"H x 27"W x 27"D, 5" Caster
8173	Tall Blanket Warmer w/Plexiglas door, 68 1/4"H x 27"W x 27"D, 5" Caster
8174	3/4 Blanket Warmer w/stainless steel door, 56"H x 27"W x 27"D, 5" Caster
8175	3/4 Blanket Warmer w/Plexiglas door, 56"H x 27"W x 27"D, 5" Caster

**LEW JAN BLANKETS**

V31-6690NL	Bath Blanket, 66" x 90", 1.8 lb, 55% Cotton/45% Polyester, 36/cs
V31-7090UN	Bath Blanket, 70" x 90", 1.4 lb, Unbleached, Imported, 60/cs
V33-6690WH	Thermal Blanket, 66" x 90", 2.1 lb, White, Imported, 50/cs
V34-6690WH	Thermal Blanket, 66" x 90", 2.5 lb, White, Domestic, 24/cs
V35-7408BL	Thermal Blanket, 74" x 108", 3.93 lb, Blue, Domestic, 12/cs
V35-7408CH	Thermal Blanket, 74" x 108", 3.93 lb, Champagne, Domestic, 12/cs
V35-7408RA	Thermal Blanket, 74" x 108", 3.93 lb, Raspberry, Domestic, 12/cs
V35-7408TE	Thermal Blanket, 74" x 108", 3.93 lb, Teal, Domestic, 12/cs
V35-7408WH	Thermal Blanket, 74" x 108", 3.93 lb, White, Domestic, 12/cs
V35-7496BL	Thermal Blanket, 74" x 96", 3.54 lb, Blue, Domestic, 12/cs
V35-7496CH	Thermal Blanket, 74" x 96", 3.54 lb, Champagne, Domestic, 12/cs
V35-7496RA	Thermal Blanket, 74" x 96", 3.54 lb, Raspberry, Domestic, 12/cs
V35-7496TE	Thermal Blanket, 74" x 96", 3.54 lb, Teal, Domestic, 12/cs
V35-7496WH	Thermal Blanket, 74" x 96", 3.54 lb, White, Domestic, 12/cs
V36-7290BL	Acrylic Blanket, 72" x 90", Specify Nylon Binding or Overedge, Blue, 12/cs
V36-7290CH	Acrylic Blanket, 72" x 90", Specify Nylon Binding or Overedge, Champagne, 12/cs
V36-7290NBL	Acrylic Blanket, 72" x 90", Nylon Binding, Blue, 12/cs
V36-7290NCH	Acrylic Blanket, 72" x 90", Nylon Binding, Champagne, 12/cs
V36-7290NDT	Acrylic Blanket, 72" x 90", Nylon Binding, Desert Tan, 12/cs
V37-7290BL	Polyester Blanket, 72" x 90", Blue, 12/cs
V37-7290CA	Polyester Blanket, 72" x 90", Camel, 12/cs
V39-3040PB	Baby Blanket, 30" x 40", Pink/Blue Stripes, Domestic, 20 dz/cs
V34-6695BL	Thermal Blanket, 66" x 90", 2.5 lb, Blue, Domestic, 24/cs
V34-6695CH	Thermal Blanket, 66" x 90", 2.5 lb, Champagne, Domestic, 24/cs
V34-6695RA	Thermal Blanket, 66" x 90", 2.5 lb, Raspberry, Domestic, 24/cs
V34-6695TE	Thermal Blanket, 66" x 90", 2.5 lb, Teal, Domestic, 24/cs
V36-7290DT	Acrylic Blanket, 72" x 90", Specify Nylon Binding or Overedge, Desert Tan, 12/cs

**GRAHAM PROFESSIONAL BED SHEETS**

390      Softcel Bed Sheet, Flame Retardant, 60" x 96", White, 50/cs

**GRAHAM PROFESSIONAL INSTAKITS™ DISPOSABLE BED COMPONENTS**

Disposable and latex free. Fluid resistant fitted sheet and top sheet. Absorbent underpad is included for messy situations.

50982	Premium InstaKits™ Disposable Bed Components w/inflatable pillow, 25/cs
50983	Standard InstaKits™ Disposable Bed Components, 25/cs

**DURO-MED DELUXE WHEELCHAIR TRANSFER BOARDS**

Transfer easily from wheelchair, bed, chair or toilet. Unique cut-out handle for easy carrying and gripping. Urethane sealed, coated and polished for easy transfer. Solid hardwood.

518-1753-0400	8" x 24" Transfer Board
518-1754-0400	8" x 30" Transfer Board
518-1756-0400	8" x 30" Transfer Board, Two Cut-Outs
518-1759-0400	8" x 24" Transfer Board, One Cut-Out
518-1760-0400	8" x 30" Transfer Board, One Cut-Out

**DURO-MED ECONOMY FOLDING BED BOARDS**

Four folding sections. Heavy-duty triple wall 1,100 lbs. test board. Helps prevent backache by taking the sag out of soft mattresses while providing firm back support. Individually boxed.

552-1928-0000      30" x 60" Bed Board

## DURO-MED MASONITE FOLDING BED BOARDS


Folds down to four 15" sections 5' long. Individually boxed.

552-1950-0000	Twin Bed Board, 30" x 60"
552-1952-0000	Double Bed Board, 48" x 60"

## DURO-MED PLASTIC TRANSFER BOARDS

Heavy duty white plastic. 8" x 27 1/2". Lightweight, easy to handle. Unique design allows for easy transfer.

518-1761-0000	Plastic Transfer Board
---------------	------------------------



## HAUSMANN HARDWOOD TRANSFER BOARDS

Made of solid, smooth-finish 5/8" maple hardwood. 300 lb capacity.

5086	8" x 24" Transfer Board, 2 Cutouts
5086-30	8" x 30" Transfer Board, 2 Cutouts
5087	8" x 24" Transfer Board, No Cutouts
5087-30	8" x 30" Transfer Board, No Cutouts

## PROFEX TRANSFER BOARDS

Hardwood.

1562	10" x 72" Transfer Board, Two Holes
1598	18" x 24" Transfer Board, Two Holes

## KENDALL DURASORB UNDERPADS

1038	23" x 24" Underpad, Fluff, Lt. Blue, Bulk, 200/cs
1093	23" x 36" Underpad, Fluff, Lt. Blue, Bulk, 150/cs
6349	23" x 24" Underpad, Fluff, Lt. Blue, 10/bg, 20 bg/cs
7193	23" x 36" Underpad, Fluff, Lt. Blue, Bulk, 75/cs
7194	23" x 36" Underpad, Fluff, Lt. Blue, 5/bg, 15 bg/cs
939B10	23" x 36" Underpad, Fluff, 10/bg, 15 bg/cs
949	17" x 24" Underpad, Fluff, Lt. Blue, Bulk, 300/cs
949B10	30" x 30" Underpad, Fluff, Lt. Blue, 10/bg, 10 bg/cs

## MJM SERIES "300" JUMBO LAUNDRY CARTS

350-2C	Jumbo Linen Cart w/5" mesh or solid vinyl cover, 20" x 50" Shelf Size, 2-Shelf
350-3C	Jumbo Linen Cart w/5" mesh or solid vinyl, 20" x 50" Shelf Size, 3-Shelf
350-4C	4-Shelf Jumbo Linen Cart w/mesh or solid vinyl cover 5"

## DURO-MED DURA-WASH QUILTED UNDERPADS

100% brushed polyester wicks moisture. Super absorbent soaker. Diamond quilting. Oversized top layer. Durable mint green P.V.C. moisture barrier. Double-stitched edges.


560-7053-0000	Dura-Wash Quilted Underpad, 28" x 36"
---------------	---------------------------------------

## DURO-MED UNDERPADS

560-7046-0000	Reusable Quilted Pad & Positioning Aid w/4 turn straps, 28" x 26"
560-7048-6600	Protective Tapestry Underpad, 26" x 36"
560-7052-0000	Reusable Underpad, 34" x 24"
560-7058-0000	Quilted Reusable Underpad, 28" x 36"
560-7059-0000	Quilted Reusable Underpad, 18" x 20"
560-7092-0000	Economy Disposable Underpads, 23" x 36", 150/cs
560-7094-9700	Disposable Underpads, 17" x 24", 40/bg, 6 bg/cs
560-7096-9700	Disposable Underpads, 23" x 36", 20/bg, 6 bg/cs
560-7098-9700	Disposable Underpads, 23" x 36", 25/bg, 6 bg/cs

## VAL MED COMFORT PLUS REUSABLE UNDERPADS

VM-9162	White Quilted Underpad, Brushed Tricot, 24" x 36" Fiber Filled, 36/cs
VM-9164	White Quilted Underpad, Brushed Tricot, 34" x 36" Fiber Filled, 36/cs
VM-9172	White Quilted Underpad, Birdseye Cotton, 24" x 36" Fiber Filled, 36/cs
VM-9174	White Quilted Underpad, Birdseye Cotton, 34" x 36" Fiber Filled, 36/cs
VM-9180	White Non-Quilted Underpad, Birdseye Cotton, 18" x 18" Fiber Filled, 36/cs



## KENDALL MAXICARE UNDERPADS

Extra large size provides maximum coverage, absorption and protection. Super absorbent lining with Poly-Fresh polymer draws fluids away from the surface and neutralizes odors. Recommended for use in chairs as well as chairs. Reduce costs by eliminating the need for multiple underpads.

948	30" x 30", Underpad, Fluff/Polymer, Green, 10/bg, 10 bg/cs
958B10	30" x 36", Underpad, Fluff/Polymer, Green, 10/bg, 5 bg/cs
968	Special Underpads, X-Large 36" x 36", 48/cs



## KENDALL MAXIFLO BREATHABLE UNDERPADS

Spunbond non-woven backing to help prevent skin breakdown on low air loss beds. Contain Poly-Fresh super-absorbent polymer for excellent fluid retention, improved dryness and odor reduction. Generous size provides ample bed coverage. Superior strength in construction prevents tearing.


984	30" x 36" Underpad, Lt. Blue, 10/bg, 6 bg/cs
988	23" x 36" Underpad, Lt. Blue, 12/bg, 6 bg/cs
988B6	23" x 36" Underpad, Lt. Blue, 6/bg, 12 bg/cs
988HD	23" x 36" Underpad, Lt. Blue, 12/bg, 6 bg/cs



## KENDALL SURECARE RETAIL UNDERPADS

1545	17" x 24" Underpad, Lt. Blue, 36/bg, 3 bg/cs
1547	Retail Underpads, Deluxe Grade, 23" x 24", 3/30's, 90/cs
1550	23" x 36" Underpad, Lt. Blue, 18/bg, 3 bg/cs
1552MD	Sure Care Underpad, Super Large, 28" x 36", 30/cs





### KENDALL WINGS MAXIMA UNDERPAD

Dryness enhanced topsheet. Super-absorbent polymer and odor controlling agent. Fluff filler. Polypropylene backing.

6418	Underpad, 23" x 36", Fluff/Polymer, Beige, 25/bg, 3 bg/cs
6422P	Wings Maxima, Underpads 5's, 75/cs
6569	Wings Maxima Underpad, 30" x 30", Bulk, 75/cs
9173	Wings Maxima Underpad, 10's, 30 x 30, 10/bg, 8 bg/cs
982B10	Special Underpads, Betacare, 10/10's, 100/cs

### PAPERPAK ADHERES® UNDERPADS

Light incontinence care pad with easy-peel adhesive strip backing designed to keep the pad securely in place. Unsoiled pads last longer, due to the adhesive strips eliminating pad movement and bunching.

2175/75	30" x 36" Underpads, Fluff, 15/pkg, 5 pkg/cs
2175/85	30" x 36" Underpads, Fluff, 85/cs
HX-3030/5	30" x 30" Underpads, Layered, 5/pkg, 30 pkg/cs
HX-3036	30" x 36" Underpads, Layered, 100/cs

### PAPERPAK AIR-DRI BREATHABLES™ UNDERPADS

Designed specifically for airflow therapy beds. Cloth-like fabric backing reduces heat retention by allowing air to flow through this layered underpad, keeping patient's skin cool, dry and comfortable. Air-Dri Breathables™ Plus contains our Hygard® super-absorbent strips.

FCP-2336/5	23" x 36" Underpads, 5/pkg, 12 pkg/cs
FCP-3030/5	30" x 30" Underpads, 5/pkg, 12 pkg/cs
FCPP-2336/3	23" x 30" Underpads w/Hygard Strips, 3/pkg, 20 pkg/cs
FCPP-3036/3	30" x 30" Underpads w/Hygard Strips, 3/pkg, 20 pkg/cs

### PAPERPAK ATTENDS® CLASSIC UNDERPADS

The use of micropore topsheet with fluff filling in these underpads ensures fast fluid acquisition and low rewet for excellent skin care and skin comfort.

24500	23" x 36" Regular Absorbency Underpads, 10/pkg, 10 pkg/cs
24501	23" x 36" Extra Absorbency Underpads, 10/pkg, 8 pkg/cs

### PAPERPAK ATTENDS® NIGHT PRESERVER™ UNDERPADS

Hygard® super-absorbent polymers. Soft, non-woven facing promotes healthier skin. Fluff filler. Peach-color leakproof non-slip backing. Heavy absorbency.

UFPP-236	23" x 36" Underpads, 10/pkg, 15 pkg/cs
UFPP-300	30" x 30" Underpads, 5/pkg, 20 pkg/cs
UFPP-360	30" x 36" Underpads, 10/pkg, 10 pkg/cs
UFPP-360/5	30" x 36" Underpads, 5/pkg, 20 pkg/cs
UFPP-366	36" x 36" Underpads, 5/pkg, 10 pkg/cs

### PAPERPAK CAIRPAD® UNDERPADS

Designed specifically for air-flow therapy beds. Absorbs fluid. Keeps patient's skin cool, dry, and comfortable.

100-003-0004	23" x 36" Underpads, 3/pkg, 20 pkg/cs
--------------	---------------------------------------

### PAPERPAK CONFIDENCE® ULTIMA™ UNDERPADS

A truly unique pad for heavy incontinence protection that can eliminate the need for linen turning sheets. This revolutionary design offers the best of both worlds — cloth-like strength combined with the convenience and sensibility of a disposable. Contains our Hygard® super-absorbent strips.

LLRT-3030/5	30" x 30" Underpads, 5/pkg, 15 pkg/cs
LLRT-3036/5	30" x 36" Underpads, 5/pkg, 12 pkg/cs
LLRT-3636/5	36" x 36" Underpads, 5/pkg, 10 pkg/cs

### PAPERPAK DRI-SORB® PLUS UNDERPADS

Hygard® super-absorbent polymers. Soft, non-woven facing promotes healthier skin. Layered filler. Light-yellow backing. Moderate absorbency.

UFP-236	23" x 36" Underpads, 10/pkg, 15 pkg/cs
UFP-300	30" x 30" Underpads, 10/pkg, 15 pkg/cs
UFP-360	30" x 36" Underpads, 10/pkg, 10 pkg/cs

### PAPERPAK DRI-SORB® UNDERPADS

For light incontinence. Contains fluff filler with soft, non-woven facing.

UFS-170	17" x 24" Underpads, 10/pkg, 30 pkg/cs
UFS-230	23" x 24" Underpads, 10/pkg, 20 pkg/cs
UFS-236	23" x 36" Underpads, 10/pkg, 15 pkg/cs
UFS-236G	23" x 36" Underpads, 10/pkg, 15 pkg/cs
UFS-300	30" x 30" Underpads, 10/pkg, 15 pkg/cs

### PAPERPAK ECONOLINE™ UNDERPADS

Soft, non-woven facing promotes healthier skin. Layered filler. Light absorbency.

T-300	17" x 24" Underpads, 300/cs
-------	-----------------------------

### PAPERPAK EZ-SORB™ UNDERPADS

Soft, non-woven facing promotes healthier skin. Layered filler. Ideal for utility uses such as IV-starts and minor procedures. Light absorbency.

H-150	23" x 36" Underpads, 150/cs
H-150/10	23" x 36" Underpads, 10/pkg, 15 pkg/cs
H-150/5	23" x 36" Underpads, 5/pkg, 30 pkg/cs
H-200/10	23" x 24" Underpads, 10/pkg, 20 pkg/cs
H-300/10	17" x 24" Underpads, 10/pkg, 30 pkg/cs
H-3030	30" x 30" Underpads, 150/cs
H-3030/10	30" x 30" Underpads, 10/pkg, 15 pkg/cs
H-3030/5	30" x 30" Underpads, 5/pkg, 30 pkg/cs

### PAPERPAK SUPERSORB® UNDERPADS

Soft, non-woven facing promotes healthier skin. Layered filler. Light-yellow backing. Moderate absorbency.

HSP-3030	30" x 30" Underpads, 75/cs
HSP-3030/5	30" x 30" Underpads, 5/pkg, 15 pkg/cs
HSP-3036/5	30" x 36" Underpads, 5/pkg, 12 pkg/cs
HSP-75	23" x 36" Underpads, 75/cs
HSP-75/5	23" x 36" Underpads, 5/pkg, 15 pkg/cs

## PAPERPAK TUCKABLES® UNDERPADS

Peach-colored drawsheets with tuckable wings eliminate pad movement and bunching, improving patient comfort and extending the life of the pad. Eliminates the need for multiple underpads. Keeps skin drier and promotes healthier skin. Contains our super absorbents.

1907	28" x 70" Underpads, Fluff, 75/cs
1909	28" x 70" Underpads, Fluff, 5/pkg, 15 pkg/cs
1913	36" x 70" Underpads, Fluff, 5/pkg, 10 pkg/cs
HDSC-3068	28" x 70" Underpads, Layered, 75/cs
HDSC-3068/5	28" x 70" Underpads, Layered, 5/pkg, 15 pkg/cs
LLTDS-3068	28" x 70" Underpads, 75/cs

## PAPERPAK TUFFSORB® UNDERPADS

Soft, non-woven facing promotes healthier skin. Layered filler. Stronger backing. Light absorbency.

HL-3030/5	30" x 30" Underpads, 5/pkg, 20 pkg/cs
-----------	---------------------------------------

## PAPERPAK ULTIMA® UNDERPADS

Hygard® super-absorbent polymers. Unique patented design. Soft, non-woven facing promotes healthier skin. The only underpad made like an adult brief, with a fluid transfer layer beneath the facing. Highly creped, layered tissue filler. Teal-color leakproof non-slip backing. Heavy absorbency.

LLT-2336/5	23" x 36" Underpads, 5/pkg, 15 pkg/cs
LLT-3030/5	30" x 30" Underpads, 5/pkg, 15 pkg/cs
LLT-3036/5	30" x 36" Underpads, 5/pkg, 12 pkg/cs

## PRINCIPLE BUSINESS TRANQUILITY PEACH SHEET UNDERPAD

Ultimate capacity, with 4 tape tabs to secure positioning to wheelchairs, bedding and furniture. Ideal for those who are at risk of skin breakdown, due to fragile skin or high levels of urine loss.

2074	Peach Sheet, 21.5" x 32.5", 43.7oz. Capacity, 12/bg, 8 bg/cs
------	--

**Ask your sales representative for updated pricing.**

## SABEE FLUFF FILLED UNDERPADS

A highly absorbent core of fluff pulp and tissue layers.

120110	17" x 24" Underpad, Heavyweight Grade Fluff, 34 Grams, Poly Blue, Spunbound, 300/cs
120120	17" x 24" Underpad, Mediumweight Grade Fluff, 23 Grams, Poly Blue, Spunbound, 300/cs
120130	17" x 24" Underpad, Lightweight Grade Fluff, 20 Grams, Poly Blue, Spunbound, 300/cs
120210	23" x 24" Underpad, Heavyweight Grade Fluff, 45 Grams, Poly Blue, Spunbound, 200/cs
120220	23" x 24" Underpad, Mediumweight Grade Fluff, 30 Grams, Poly Blue, Spunbound, 200/cs
120230	23" x 24" Underpad, Lightyweight Grade Fluff, 25 Grams, Poly Blue, Spunbound, 200/cs
120300	23" x 36" Underpad, Super Absorbent Grade Fluff, 70 Grams + Polymer, Poly Peach, Spunbound, 100/cs
120310	23" x 36" Underpad, Heavyweight Grade Fluff, 70 Grams, Poly Blue, Spunbound, 150/cs
120320	23" x 36" Underpad, Mediumweight Grade Fluff, 50 Grams, Poly Blue, Spunbound, 150/cs
120330	23" x 36" Underpad, Lightweight Grade Fluff, 42 Grams, Poly Blue, Spunbound, 150/cs
120400	30" x 30" Underpad, Super Absorbent Grade Fluff, 80 Grams + Polymer, Poly Peach, Spunbound, 100/cs
120410	30" x 30" Underpad, Heavyweight Grade Fluff, 80 Grams, Poly Green, Spunbound, 100/cs
120500	30" x 36" Underpad, Super Absorbent Grade Fluff, 120 Grams + Polymer, Poly Peach, Spunbound, 75/cs
120502	30" x 36" Underpad, Super Absorbent grade fluff, 120 Grams + Polymer, Poly Peach Spunbound, 5/bg, 15bg/cs
120510	30" x 36" Underpad, Heavyweight Grade Fluff, 120 Grams, Poly Green, Spunbound, 75/cs

## SABEE LAYER FILLED UNDERPADS

Provides a wide range of absorbencies by offering a choice in the number of absorbent tissue layers.

130001	17" x 24" Underpad, Economy Grade, 3-Ply, Poly Blue, Top Sheet Tissue, 300/cs
130009	23" x 24" Underpad, Economy Grade, 3-Ply, Poly Blue, Top Sheet Tissue, 300/cs
130017	23" x 36" Underpad, Economy Grade, 3-Ply, Poly Blue, Top Sheet Tissue, 150/cs
130049	17" x 24" Underpad, Economy Grade, Nonwoven 3-Ply, Poly Blue, Top Sheet Spunbound, 300/cs
130057	23" x 24" Underpad, Economy Grade, Nonwoven 3-Ply, Poly Blue, Top Sheet Spunbound, 200/cs
130065	23" x 36" Underpad, Economy Grade, Nonwoven 3-Ply, Poly Blue, Top Sheet Spunbound, 150/cs

## LEW JAN UNDERPADS

Reusable.

M11-2435Q-1B	Birdseye Underpad, 100% Cotton, 24" x 36", 2 dz/cs
M11-3535Q-1B	Birdseye Underpad, 100% Cotton, 34" x 36", 2 dz/cs
M12-3535Q-1P	Ibex Underpad, 80% Cotton/20% Polyester, 34" x 36", 2 dz/cs
M12-3535W-1G	Ibex Underpad, 34" x 36" w/two 18" tucking wings, 2 dz/cs
M13-3535Q-1B	Tricot Underpad, 100% Brushed Polyester, 34" x 36", Light, 2 dz/cs
M14-3535Q-1T	Twill Underpad, 50% Cotton/50% Polyester, 24" x 36", 2 dz/cs
M15-3535Q-1P6	Durablend Underpad, 34" x 36", 6 oz Soaker, 2 dz/cs
M16-3535Q-1G	Tricot Underpad, 100% Brushed Polyester, 34" x 36", Heavy, 2 dz/cs



**LAKESIDE LINEN CARTS - STAINLESS STEEL**

Compact, maneuverable carts are available in three different shelf sizes to meet your unique linen delivery needs. The all-welded stainless steel construction allows for a durable and sanitary option in linen delivery. Models 332, 442 and 470 are standard with a nylon cart cover. This cover protects linens from airborne dust and dirt, which at the same time allowing for easy accessibility to the contents of the cart. Standard leg and handle bumpers protect cart, walls and doorways from damage. **NYLON CART COVERS:** Standard covers are royal blue, 200 denier nylon oxford. Urethane coated, fluid repellent, flame retardant and machine washable. Custom colors and personalization available. Velcro closures for easy access.

- 332 Cart w/cover, 16 1/4" x 27 1/2" x 46", 4 Shelves, 3 1/2" Swivel Casters
- 333 Cart, 16 1/4" x 27 1/2" x 46", 4 Shelves, 3 1/2" Casters, 2 Swivel/2 Fixed
- 442 Cart w/cover, 22 1/4" x 36 3/8" x 45 1/2", 4 Shelves, 5" Casters, 2 Swivel/2 Fixed
- 443 Cart, 22 1/4" x 36 3/8" x 45 1/2", 4 Shelves, 5" Casters, 2 Swivel/2 Fixed
- 470 Cart w/cover, 22 1/4" x 51 3/8" x 45 1/2", 4 Shelves, 5" Casters, 2 Swivel/2 Fixed
- 471 Cart, 22 1/4" x 51 3/8" x 45 1/2", 4 Shelves, 5" Casters, 2 Swivel/2 Fixed

**MJM CARTS 300 SERIES**

User-friendly ergonomic handles for better control and less strain. Velcro closures. Single wheel heavy duty zinc plated casters (3", 4", 5" x 1 1/4") with removable bolt/nut for easy maintenance. All casters have threaded stem and are double wall reinforced with schedule 40 1" PVC. All carts come with solid vinyl/fabrics at no up-charge, mesh can be substituted. Eight color choices to choose from: tan, mauve, mint & light blue are anti-bacterial, royal blue, white, grey and yellow.

- 325-24-2C 2-Shelf Mini-Linen Cart w/mesh or solid vinyl cover, 24" x 25" Shelf Size

**MJM SERIES 300 ACCESSORY BAGS**

- 321-SM Accessory Bag Small for Linen Carts, Ideal for Storage of Glove Box and Misc. Items
- 322-MED Accessory Bag Medium for Linen Carts, Ideal for Storage of Glove Box and Misc. Items
- 323-LG Accessory Bag Large for Linen Carts, Ideal for Storage of Glove Box and Misc. Items
- 324-CD Clothes Divider, 6"L x 4"W, fits 1 1/4" PVC Pole, Shipped 10 per pack

**MJM SERIES 300 EXTRA-WIDE 24" JUMBO LINEN CARTS (24" X 50")**

- 350-24-2C Jumbo Linen Cart w/mesh or solid vinyl cover, 24" x 50" Shelf Size, 2-Shelf
- 350-24-3C Jumbo Linen Cart w/mesh or solid vinyl cover, 24" x 50" Shelf Size, 3-Shelf
- 350-24-4C Jumbo Linen Cart w/mesh or solid vinyl cover, 24" x 50" Shelf size, 4-Shelf

**MJM SERIES 300 EXTRA-WIDE 24" UTILITY/MINI LINEN CARTS (24" X 25")**

- 325-242C 2-Shelf Linen Cart w/mesh or solid vinyl cover
- 325-243 3-Shelf Utility Linen Cart (No Cover)
- 325-243C 3-Shelf Linen Cart w/mesh or solid vinyl cover
- 325-244C 4-Shelf Linen Cart w/mesh or solid vinyl cover

**MJM SERIES 300 MID-SIZE UTILITY-LINEN CARTS (SHELF SIZE: 20" X 32")**

- 332-1C 1-Shelf Mid-Size Hanging Cart w/solid cover, 20" x 32" Shelf Size
- 332-2C 2-Shelf Utility/Linen Cart w/solid cover, 20" x 32" Shelf Size
- 332-3C 3-Shelf Utility/Linen Cart w/solid cover, 20" x 32" Shelf Size
- 332-4C 4-Shelf Utility/Linen Cart w/solid cover, 20" x 32" Shelf Size
- 332-2 2-Shelf Utility/Linen Cart (No Cover)
- 332-3 3-Shelf Utility/Linen Cart (No Cover)
- 332-4 4-Shelf Utility/Linen Cart (No Cover)

**MJM SERIES 300 SPECIALTY/HANDY CARTS, TUB SIZE 20" X 15" X 5"**

- 370-16 Specialty Cart, 4 Shelves, 8 Pull Out Tubs w/mesh or solid vinyl cover
- 370-8 Specialty Cart, 4 Shelves, 16 Pull Out Tubs w/mesh or solid vinyl cover
- 380-C-C Combo Cart, 1/2 Clothes Closet, 1/2 Linen Cart, 4 shelves w/mesh or solid vinyl cover
- 360-16-T Specialty Cart w/16 Pull Out Tubs and Mesh or Solid Vinyl Cover (Mauve)
- 360-24-T Specialty Cart w/24 Pull Out Tubs and Mesh or Solid Vinyl Cover (Mauve)
- 360-4-T Specialty Cart w/4 Pull Out Tubs and Mesh or Solid Vinyl Cover (Mauve)
- 360-8-T Specialty Cart w/8 Pull Out Tubs and Mesh or Solid Vinyl Cover (Mauve)
- 390-16 Specialty Cart 16 Pull Out Tubs, Hanging Space with Mesh or Solid Vinyl Cover
- 390-8 Specialty Cart 8 Pull Out Tubs, Hanging Space with Mesh or Solid Vinyl Cover
- 395 Total Cart Hanging and Stacking Capabilities
- 395-16 Total Cart Hanging and Stacking Capabilities w/16 (396-SB) Bins
- 395-32 Total Cart Hanging and Stacking Capabilities w/32 (396-SB) Bins
- 395-48 Total Cart Hanging and Stacking Capabilities w/48 (396-SB) Bins
- 395-8 Total Cart Hanging and Stacking Capabilities w/8 (396-SB) Bins
- 396-SB Stacking Bins for Total Cart (Model 392 will accommodate up to 48 bins)
- 397 Stacking Bins for Model 380-C-C Cart (Model 380-C-C will accommodate up to 16 bins)
- 398 Pull Out Tub/Drawers 20" x 15" x 5" (White or Grey whatever is in inventory at time of order)
- 3U10D Universal Cart w/10 Slide Out Drawers, Drawer Size (Top 8) 10"W x 13.5"D x 3"H (Bottom 2) 10"W x 13.5"D x 7"H
- 3U3D Universal Cart w/3 Slide Out Drawers, Drawer Size 19.125"W x 14"D x 6.5"H
- 3U6D Universal Cart w/6 Slide Out Drawers, Drawer Size 19.125"W x 14"D x 6.5"H

**MJM SERIES 300 STANDARD LAUNDRY CARTS (SHELF SIZE: 20" X 45")**

- 345-1C-3 1-Shelf Linen Hanging Cart w/mesh or solid vinyl cover 3"
- 345-1C-4 1-Shelf Linen Hanging Cart w/mesh or solid vinyl cover 4"
- 345-1C-5 1-Shelf Linen Hanging Cart w/mesh or solid vinyl cover 5"
- 345-2C-3 2-Shelf Linen Cart w/mesh or solid vinyl cover 3"
- 345-2C-5 2-Shelf Linen Cart w/mesh or solid vinyl cover 5"
- 345-3C-3 3-Shelf Linen Cart w/mesh or solid vinyl cover 3"
- 345-3C-5 3-Shelf Linen Cart w/mesh or solid vinyl cover 5"
- 345-4C-3 4-Shelf Linen Cart w/mesh or solid vinyl cover 3"
- 345-4C-5 4-Shelf Linen Cart w/mesh or solid vinyl cover 5"

**MJM SERIES 300 UTILITY/MINI-LINEN CARTS (SHELF SIZE 20" X 25")**

- 325-2C 2-Shelf Mini-Linen Cart w/solid cover, 20" x 25" Shelf Size
- 325-3 3-Shelf Utility Cart, No Cover, 20" x 25" Shelf Size
- 325-3C 3-Shelf Mini-Linen Cart w/solid cover, 20" x 25" Shelf Size
- 325-4 4-Shelf Utility Cart, No Cover, 20" x 25" Shelf Size
- 325-4C 4-Shelf Mini-Linen Cart w/solid cover, 20" x 25" Shelf Size
- 325-2 2-Shelf Utility Cart (No Cover)
- 325-2HC 2-Shelf Hanging Cart w/mesh or solid vinyl cover
- 325-2HCT 2-Shelf Tall Hanging Cart w/mesh or solid vinyl cover w/39" space between shelves for storage
- 325-3DHC 3-Drawer Hanging Cart w/mesh or solid vinyl cover

## LEW JAN SHOWER CURTAINS

9 gauge embossed vinyl. Flame retardant. Mildew resistant.

V81-3672AZ	Azure Shower Curtain, 36" x 72"
V81-3672CH	Chablis Shower Curtain, 36" x 72"
V81-3672HO	Honey Shower Curtain, 36" x 72"
V81-3672JA	Jade Shower Curtain, 36" x 72"
V81-3672MA	Maize Shower Curtain, 36" x 72"
V81-3672PL	Platinum Shower Curtain, 36" x 72"
V81-3672RO	Rose Shower Curtain, 36" x 72"
V81-3672SA	Sable Shower Curtain, 36" x 72"
V81-3672VA	Vanilla Shower Curtain, 36" x 72"
V81-7272AZ	Azure Shower Curtain, 72" x 72"
V81-7272CH	Chablis Shower Curtain, 72" x 72"
V81-7272HO	Honey Shower Curtain, 72" x 72"
V81-7272JA	Jade Shower Curtain, 72" x 72"
V81-7272MA	Maize Shower Curtain, 72" x 72"
V81-7272PL	Platinum Shower Curtain, 72" x 72"
V81-7272RO	Rose Shower Curtain, 72" x 72"
V81-7272SA	Sable Shower Curtain, 72" x 72"
V81-7272VA	Vanilla Shower Curtain, 72" x 72"



11600



11610



11620



11630

## BREWER OVERBED TABLE

Table features gray laminate top with vinyl trim. Spring loaded mechanism allows quick height adjustment from 28"-43". Sturdy four point base features dual wheel nylon casters for easy positioning. Top measures 15" x 30".

11600	Gray Laminate/Painted "H" Base Overbed Table
11610	Walnut Laminate/Chrome "H" Base Overbed Table
11620	Walnut Laminate/Chrome "U" Base Overbed Table
11630	Gray Laminate/Painted Gray "U" Base Overbed Table
11640	Walnut Laminate/Chrome "H" Base Low Overbed Table

## CLAFLIN OVERBED TABLE

Contemporary. Automatic infinite height. Ridge black base. Twin casters. Laminate top, Radius corners.

SC2100	Overbed Table, 29-40"H x 15"W x 31 1/2"L
--------	--

## CLAFLIN SQUARE GAME TABLE TOP

Verdi green jaguar. Hi-pressure laminate. 1 1/8" thick radius corners. T-molded edge.

36SQ	36" Square Game Table Top
------	---------------------------



6417



6418

## INVACARE OVERBED TABLES

6417	Auto-Touch Overbed Table
6418	Tilt-Top Overbed Table

## LUMEX ECONOMY OVERBED TABLE, NON-TILT

Easy assembly. Height adjusts 14". Swivel casters provide smooth-rolling action. Walnut, wood-grain laminated 31" top on 3/4" particle-board core with plastic edge molding. Chrome plated "H" base and column for aesthetics and durability. Designed to meet the requirements of HCPCS code: E0274.

GF8900-1	Economy Non-Tilt Overbed Table
----------	--------------------------------

## LUMEX STANDARD NON-TILT OVERBED TABLE

Easily assembled with only four bolts. Table infinitely height adjusts 16" swivel, ball-bearing casters provide smooth-rolling motion. Walnut wood-grain laminated 31" top on 3/4" particle-board core with flush-mounted, T-molded plastic edge. Chrome plated H base and column for aesthetics and durability.

GF8901-1A	Standard Non-Tilt Overbed Table
-----------	---------------------------------



## CIDA OVERBED TABLE

Table features walnut laminate top with vinyl trim. Spring loaded mechanism allows quick height adjustment from 28"-43". Sturdy chrome four point base features dual wheel nylon casters for easy positioning. Top measures 15" x 30".

273050	Walnut Laminate Overbed Table
--------	-------------------------------

## CLINTON OVERBED TABLE

Chrome plated base. Dual wheel casters. Single hand spring loaded height adjustment. 50 lb weight capacity.

TS-170	Overbed Table, Walnut Laminated Top
T-6142	14 1/4"L x 9"H x 11 1/4"W Bariatrics Foot Stool, Chrome Plated Base, Reinforced X Base Construction, Rubber Tread Top, Rubber Feet
TS-175	Overbed Table, Gray Laminated Top



BDA30L



TWLDR4W




TWLWTD36W

**CLAFLIN BARRINGTON TRADITIONAL SERIES**

- BDA30L Wardrobe Desk Attachment, All Laminate
- BW2DR36L Wardrobe, 2 Door/2 Drawer, Chrome Rod
- TWLDR4W Dresser, 4 Drawer, Wood Laminate
- TWLWTD36W Wardrobe, 2 Door/2 Drawer, 36"W w/crown molding, Wood Laminate

**CLAFLIN BEDSIDE CABINET**

- SDR4L 4-Drawer Cabinet, 28 1/2"W x 18 1/2"D x 36"H, Laminate Series



**CLAFLIN MODULAR WARDROBE SYSTEMS**

- TBMCA16 Bookcase, 16"W Angle, 5 Adjustable Shelves, All Laminate
- TMAM28 Armoire 4-Drawer Dresser, 2 Adjustable Shelves, Solid Wood Drawer Fronts, 28"W x 24"D x 76"H
- TMWDD30 Wardrobe w/double door, 30"W, Shelf & Hanging Rod, Solid Wood Doors, Optional Mirror, Handicap Adjustable 30" W x 24" D x 76" H

**CLINTON MANAGED CARE QUICK CABINETS**

Pre-assembled units save time. Easy-clean all laminate construction. Tough, chip resistant PVC edges. Assembled with steel fasteners. Four adjustable leveling feet on the base units. Three-way adjustable 110° hinges. Euro-style drawer fronts with metal sides that hold up to 75 lbs. Recessed toe kick. Easy hook and rail wall installation. Edgebanding on all edges. Door/drawer pulls available in three colors. Large color selection/match or complement. Easily removes for relocation. Drawers can be added to any base unit. Doors and drawer can be moved to accommodate sinks.

- 8024 Single Base Cabinet w/2 doors & 1 drawer, 24"L x 35"H x 18"D
- 8036 Base Cabinet w/2 doors & 2 drawers, 36"L x 35"H x 18"D
- 8042 Base Cabinet w/3 doors & 2 drawers, 42"L x 35"H x 18"D
- 8048 Base Cabinet w/4 doors & 2 drawers, 48"L x 35"H x 18"D
- 8054 Base Cabinet w/3 doors & 3 drawers, 54"L x 35"H x 18"D
- 8066 Base Cabinet w/5 doors & 3 drawers, 66"L x 35"H x 18"D
- 8072 Base Cabinet w/6 doors & 3 drawers, 72"L x 35"H x 18"D
- 8212 Short Wall Cabinet, 24"L x 12"H x 12"D
- 8224 Single Wall Cabinet w/2 doors, 24"L x 24"H x 12"D
- 8236 Wall Cabinet w/2 doors, 36"L x 24"H x 12"D
- 8242 Wall Cabinet w/2 doors, 42"L x 24"H x 12"D
- 8248 Wall Cabinet w/2 doors, 48"L x 24"H x 12"D
- 8254 Wall Cabinet w/3 doors, 54"L x 24"H x 12"D
- 8266 Wall Cabinet w/3 doors, 66"L x 24"H x 12"D
- 8272 Wall Cabinet w/3 doors, 72"L x 24"H x 12"D

**Accessories**

- 011 Stainless Steel Sink & Faucet
- 033 Waste Drop Door
- 044 Add a Drawer
- 055 Door & Drawer Locks
- 066 Door Lock & Inside Latch Combo
- 076 Wall Mount Desk w/1 leg & 1 drawer, 24"L x 30"H x 18"D

**LUMEX CLINICAL CARE RECLINER**

All Lumex Clinical Care Recliners have the built-in durability and versatility to meet the demanding needs of clinical and critical care use. Lumex Clinical Care Recliners have been designed based on input from patients, clinicians, technicians, directors of nursing and maintenance and safety officers. Lumex Clinical Care Recliners are used around the world in: Dialysis Clinics, Oncology Units, Ambulatory / Free Standing Surgery Centers, Post-op Recovery Rooms, Intensive/Critical Care Units, Outpatient Surgery Centers, OB/GYN, Emergency Rooms, Blood Collection, Drug Treatment/Delivery Units. All Lumex Clinical Care Recliners are protected by the Lumex Wrap-Around Warranty that features a limited lifetime warranty on the frame.

- 577G406 Clinical Care Recliner, Pecan
- 577G413 Clinical Care Recliner, Dove
- 577G427 Clinical Care Recliner, Blue Ridge
- 577G454 Clinical Care Recliner, Royal Blue
- 577G857 Clinical Care Recliner, Jade
- 577G858 Clinical Care Recliner, Grey Taupe
- 577G863 Clinical Care Recliner, Rosewood
- 5782G Universal IV Pole Holder
- 587W406 Extra-Wide Recliner, Pecan
- 587W413 Extra-Wide Recliner, Dove
- 587W427 Extra-Wide Recliner, Blue Ridge
- 587W857 Extra-Wide Recliner, Jade
- 587W858 Extra-Wide Recliner, Grey Taupe
- 587W863 Extra-Wide Recliner, Rosewood
- FR577G406 Clinical Care Recliner, Fire Rated, Pecan
- FR577G413 Clinical Care Recliner, Fire Rated, Dove
- FR577G427 Clinical Care Recliner, Fire Rated, Blue Ridge
- FR577G454 Clinical Care Recliner, Fire Rated, Royal Blue
- FR577G851 Clinical Care Recliner, Fire Rated, Doe Skin
- FR577G857 Clinical Care Recliner, Fire Rated, Jade
- FR577G858 Clinical Care Recliner, Fire Rated, Grey Taupe
- FR577G863 Clinical Care Recliner, Fire Rated, Rosewood
- FR587W427 Extra-Wide Recliner, Fire Rated, Blue Ridge
- FR587W851 Extra-Wide Recliner, Fire Rated, Doe Skin
- FR587W857 Extra-Wide Recliner, Fire Rated, Jade
- FR587W858 Extra-Wide Recliner, Fire Rated, Grey Taupe
- FR587W863 Extra-Wide Recliner, Fire Rated, Rosewood
- 577RG851 Clinical Care Recliner, Doe Skin
- 587W851 Extra-Wide Recliner, Doe Skin

## LUMEX DROP ARM RECLINER

Unique drop-arm mechanism for safe, easy lateral transfers. Unitized welded steel frame. Flame and stain resistant vinyl upholstery. 3" ball bearing casters. Foot actuated swivel locking rear casters. Excellent as a patient room chair.

3302427	Model 3302 Arm Recliner, Pillow Back, 3-Position, Blue Ridge
3302454	Model 3302 Arm Recliner, Pillow Back, 3-Position, Royal Blue
3302851	Model 3302 Arm Recliner, Pillow Back, 3-Position, Doe Skin
3302857	Model 3302 Arm Recliner, Pillow Back, 3-Position, Jade
3302863	Model 3302 Arm Recliner, Pillow Back, 3-Position, Rosewood
3303427	Model 3303 Arm Recliner, Flat Back, 4-Position, Blue Ridge
3303851	Model 3303 Arm Recliner, Flat Back, 4-Position, Doe Skin
3303857	Model 3303 Arm Recliner, Flat Back, 4-Position, Jade
3304406	Model 3304 Arm Recliner, Pillow Back, 4-Position, Pecan
3304427	Model 3304 Arm Recliner, Pillow Back, 4-Position, Blue Ridge
3304857	Model 3304 Arm Recliner, Pillow Back, 4-Position, Jade
3304858	Model 3304 Arm Recliner, Pillow Back, 4-Position, Grey Taupe
3304863	Model 3304 Arm Recliner, Pillow Back, 4-Position, Rosewood
FR3301427	Model 3301 Arm Recliner, Flat Back, 3-Position, Blue Ridge
FR3301863	Model 3301 Arm Recliner, Flat Back, 3-Position, CA133 Fire Rated, Rosewood
FR3302863	Model 3302 Arm Recliner, Pillow Back, 3-Position, CA133 Fire Rated, Rosewood
FR3304863	Model 3304 Arm Recliner, Pillow Back, 4-Position, CA133 Fire Rated, Rosewood

## LUMEX HEAVY DUTY RECLINER

Provides the therapeutic benefits of a three-position recliner and the durability required for hard to position residents. Heavy gauge steel-welded frame withstands institutional use. Specialty contoured form headrest and back maximize comfort. Heavy-duty activity tray table is extremely durable.

561413	Dove Grey Recliner
561427	Blue Ridge Recliner



## LUMEX PREFERRED CARE RECLINER

Model 565 is offered in regular, petite, extra-wide, drop arm and tilt-in space versions. Infinite recliner back with a patented mechanism provides infinite positioning of the back, ranging from 95°-145° which can be locked into any number of positions. Welded frame for durability, with VersaGuard® grey coating. Lumex wrap-around warranty protection offers a limited lifetime warranty on the welded frame and recliner mechanism; one year on the upholstery and three years for all other components.

565DG427	Drop Arm Recliner, Blue Ridge
565DG857	Drop Arm Recliner, Jade
565DG863	Drop Arm Recliner, Rosewood
565G427	Infinite Position Recliner, Blue Ridge
565G857	Infinite Position Recliner, Jade
565PG427	Petite Recliner, Blue Ridge
565PG857	Petite Recliner, Jade
565PG863	Petite Recliner, Rosewood
565TG427	Tilt-In Space Recliner, Blue Ridge
565TG857	Tilt-In Space Recliner, Jade
565TG863	Tilt-In Space Recliner, Rosewood
565WG427	Extra-Wide Recliner, Blue Ridge
565WG857	Extra-Wide Recliner, Jade
565WG863	Extra-Wide Recliner, Rosewood
FR565G427	Infinite Position Recliner, CA-133 Blue Ridge
FR565G857	Infinite Position Recliner, CA-133 Jade
FR565G863	Infinite Position Recliner, CA-133 Rosewood
FR565PG427	Petite Recliner, CA-133 Blue Ridge
FR565PG857	Petite Recliner, CA-133 Jade
FR565PG863	Petite Recliner, CA-133 Rosewood
FR565TG427	Tilt-In Space Recliner, CA-133 Blue Ridge
FR565TG857	Tilt-In Space Recliner, CA-133 Jade
FR565TG863	Tilt-In Space Recliner, CA-133 Rosewood
FR565WG427	Extra-Wide Recliner, CA-133 Blue Ridge
FR565WG857	Extra-Wide Recliner, CA-133 Jade
FR565WG863	Extra-Wide Recliner, CA-133 Rosewood

## MJM GLIDER 3000 SERIES

3004	Glider, Single without Lap Security Bar (Mesh or Solid Vinyl Materials)
3005	Glider, Single with Lap Security Bar
3006	Glider, Single with Removable Dual Safety Locking Bolts

**We offer:**

- Great Service
- Great Pricing
- Great Products

**MJM MULTI-POSITION GERI-CHAIRS 500 SERIES**

Built in wedge cushion. Solid base. Four anti-bacterial colors to choose from (cushion): tan, mauve, mint and light blue. Cushions are independently secured and can be removed for cleaning. Ergonomic bent arms. User friendly independent elevating and folding footrest. Single wheel heavy duty zinc plated casters (4", 5" x 1 1/4") come with removable bolt/nut for easy maintenance. All casters have threaded stem and are double wall reinforced with schedule 40 1" PVC.

- 518-P Standard Petite 3-Position Recline Geri-Chair (18" internal width), Chair will fit most 5'4" tall and under, Elevated Legrest
  - 518-S Standard 3-Position Recline Geri-Chair (18" internal width), Chair will fit average height residents, Elevated Legrest
  - 521-P Wide Petite 3-Position Recline Geri-Chair (21" internal width), Chair will fit most 5'4" tall and under, Elevated Legrest
  - 521-S Standard 3-Position Recline Geri-Chair (21" internal width), Chair will fit average height residents, Elevated Legrest
  - 524-P Extra Wide Petite 3-Position Recline Geri-Chair (24" internal width), Chair will fit most 5'4" tall and under, Elevated Legrest
  - 524-S Standard 3-Position Recline Geri-Chair (21" internal width), Chair will fit average height residents, Elevated Legrest
  - 550-C Custom 3-Position Reclining Geri-Chair
  - 518-PL Standard Petite 3-Position Recline Geri-Chair (18" internal width) Chair will fit most 5' 4" tall and under, Elevated Legrest and Footrest
  - 518-S-DDA Standard 3-Position Recline Geri-Chair (18" internal width) Chair will fit average height residents, Elevated Legrest and Dual Drop Arms (Mauve)
  - 518-SL Standard 3-Position Recline Geri-Chair (18" internal width) Chair will fit average height residents, Elevated Legrest and Footrest
  - 518-SL-DDA Standard 3-Position Recline Geri-Chair (18" internal width) Chair will fit average height residents, Elevated legrest and footrest and Dual Drop Arms
  - 518-TP Enclosed Padded Lap Tray w/anti-bacterial upholstery for 18" Geri-Chair
  - 521-PL Wide Petite 3-Position Recline Geri-Chair (21" internal width) Chair will fit most 5' 4" tall and under, Elevated Legrest and Footrest
  - 521-SL Wide 3-Position Recline Geri-Chair (21" internal width) Chair will fit average height residents, Elevated Legrest and Footrest
  - 521-TP Enclosed Padded Lap Tray w/anti-bacterial upholstery for 21" Geri-Chair
  - 524-PL Extra Wide Petite 3-Position Recline Geri-Chair 24" internal width) Chair will fit most 5' 4" tall and under, Elevated Legrest and Footrest
  - 524-SL Extra Wide 3-Position Recline Geri-Chair (21" internal width) Chair will fit average height residents, Elevated Legrest and Footrest
  - 524-TP Enclosed Padded Lap Tray w/anti-bacterial upholstery for 24" Geri-Chair
  - 530-S Bariatric 3-Position Recline Geri-Chair (30" internal width), Elevated Legrest 700lbs capacity
  - 530-T Clip on Tray Optional for 30" Geri-Chair
  - 530-TP Enclosed Padded Lap Tray w/anti-bacterial upholstery for 30" Geri-Chair
  - LSB-18-G Lap Security Bar for 18" Geri-Chair
- Accessories**
- 518-T Clip On Tray Option For 18" Chair, Geri-Chair
  - 521-T Clip On Tray Option For 21" Chair, Geri-Chair
  - 524-T Clip On Tray Option For 24" Chair
  - 540 I.V. Pole For Geri-Chair
  - 555 Double Drop Arm

**INVACARE HYDRAULIC LIFT**

Six-point swivel bar attachment easily adapts to all sling styles and positions. 20" - 64" range allows for patient to be picked up from lying position on floor. Pump handle can rotate from side to side for convenience of attendant. Offset mast and boom style provide better lift path. Elongated handle design serves a broad range of operator heights and offers improved handling ability. Three-year warranty on lift; one-year warranty on hydraulic pump.

- 9805 Hydraulic Lift



**SUNRISE MEDICAL GUARDIAN PATIENT LIFTER WITH ADJUSTABLE BASE**

Designed to safely transfer a person from bed to chair, commode or car. Helps protect both the patient and the attendant from strain and injury. Easy to operate. 400 lb capacity. Chrome finish. Base has 6 1/2" clearance to easily slide under beds and cars. 5" casters provide stability and smooth operation. Durable, comfortable lifting slings are available in a variety of styles and fabrics.

- C-HLA Lifter w/out slings



HML400



HPL402

**SUNRISE MEDICAL HOMECARE PATIENT LIFTERS**

- HML400 Hoyer Hydraulic Patient Lifter, 6-Point Cradle, Tan
- HPL402 Hoyer Power Patient Lifter, 6-Point Cradle, Tan

**SUNRISE MEDICAL HOYER® 4-POINT SLINGS**

- 50020 X-Large, Dacron Mesh Bath Sling
- 50021 Large, Dacron Mesh Bath Sling
- 50022 Medium, Dacron Mesh Bath Sling
- 50023 Small, Dacron Mesh Bath Sling
- 50025 Large, Dacron Mesh Bath Sling w/head support
- 50026 Medium, Dacron Mesh Bath Sling w/head support
- 50027 Small, Dacron Mesh Bath Sling w/head support
- 70000 U-Sling, Padded, X-Large For Use With HML/HPL Series Lifters, Green
- 70001 U-Sling, Padded, Large, For Use With HML/HPL Series Lifters, Green
- 70002 U-Sling, Padded, Medium, For Use With HML/HPL Series Lifters, Green
- 70003 U-Sling, Padded, Small, For Use With HML/HPL Series Lifters, Green
- 70010 U-Sling, Padded w/head support, X-Large, For Use With HML/HPL Series Lifters, Green
- 70011 U-Sling, Padded w/head support, Large, For Use With HML/HPL Series Lifters, Green
- 70012 U-Sling, Padded w/head support, Medium, For Use With HML/HPL Series Lifters, Green
- 70013 U-Sling, Padded w/head support, Small, For Use With HML/HPL Series Lifters, Green
- 70051 One Piece Sling w/positioning strap, Large, For Use With HML/HPL Series Lifters, Green
- 70052 One Piece Sling w/positioning strap, Medium, For Use With HML/HPL Series Lifters, Green
- 70053 One Piece Sling w/positioning strap, Small, For Use With HML/HPL Series Lifters, Green
- 70056 One Piece Commode Sling w/positioning strap, Large, For Use With HML/HPL Series Lifters, Green
- 70057 One Piece Commode Sling w/positioning strap, Medium, For Use With HML/HPL Series Lifters, Green
- 70058 One Piece Commode Sling w/positioning strap, Small, For Use With HML/HPL Series Lifters, Green

**SUNRISE MEDICAL HOYER® CLASSIC SLINGS**

For use with C-HLA lifters. (\*) = specify fabric material, (C) = Canvas, (#) - Dacron Mesh, (N) = Nylon, (P) = Polydura.

- 112-D Dacron Mesh Sling, One Piece Seat & Back w/set of 2 chains
- 112-D-LC Dacron Mesh Sling, One Piece Seat & Back
- 112-P Polydura, One Piece Seat & Back w/set of 2 chains
- 112-P-LC Polydura, One Piece Seat & Back
- 113-D Dacron Mesh Sling, One Piece Commode Seat & Back w/set of 2 chains
- 113-D-LC Dacron Mesh Sling, One Piece Commode Seat & Back
- 113-P Polydura Sling, One Piece Commode Seat & Back w/set of 2 chains
- 113-P-LC Polydura Sling, One Piece Commode Seat & Back
- 117-D Dacron Mesh Comfort Commode Seat, Modified Head Support w/set of 2 chains
- 117-D-LC Dacron Mesh Comfort Commode Seat, Modified Head Support
- 117-P Polydura Comfort Commode Seat, Modified Head Support w/set of 2 chains
- 117-P-LC Polydura Comfort Commode Seat, Modified Head Support
- 118-D Dacron Mesh Comfort Seat, Modified Head Support w-set of 2 chains
- 118-D-LC Dacron Mesh Comfort Seat, Modified Head Support
- 127-P Polydura Split Commode Seat Sling, Wire Insert Head Support w/set of two web straps
- 127-P-LS Polydura Split Commode Seat Sling, Wire Insert Head Support
- 9-D Dacron Mesh Commode Seat & Back w/set of 2 chains
- 9-D-LC Dacron Mesh Commode Seat & Back

**SUNRISE MEDICAL HOYER® LIFTER ACCESSORIES**

- 59050 Partner Lifter Training Video
- C-HLA-J New Jack, Chrome, Hoyer Lifter, Knob Release
- HLS-5-D Digital Scale For Use With Classic Lifters, 400 lb Capacity
- HPL-BAT Rechargeable Battery Pack
- HPL-CH Charging Station & Battery
- HPL-P Power Actuator, Hand Control, Batteries & Charger

**LUMEX SURELIFT™ PADDED EASY LIFTING SLING**

Provides excellent patient comfort and security. Constructed of high-performance Cordura® that is more than twice as resistant to abrasions, tears, scuffs, and punctures than standard nylon, polyester, and canvas slings. Reinforced back for support. Padding on legs and back. Height-adjustable straps. Easy to use. Machine washable and autoclavable. For use with 4-point spreader option. 350lb weight capacity. Designed to meet the requirements of HCPCS code: E0621. One year limited warranty.

- 3105200 Medium Lifting Sling
- 3105300 Large Lifting Sling
- 3106100 Small Lifting Sling w/headrest
- 3106200 Medium Lifting Sling w/headrest
- 3106300 Large Lifting Sling w/headrest

**LUMEX SURELIFT™ EASY BATHING SLING WITH HEADREST**

For use with four-pint spreader option. Quick draining/drying polyester mesh makes this sling ideal for bathing. Designed to meet the requirements of HCPCS code: E0621. 350lb maximum weight capacity. One year limited warranty.

- 3103200 Sling, Medium
- 3103300 Sling, Large

**SUNRISE MEDICAL GUARDIAN FULL BODY SLINGS**

- 020-0236 One Piece Full Body Sling, 300 lb Capacity
- 020-0237 One Piece Full Body Sling, 400 lb Capacity
- 020-0239 One Piece Full Body Sling w/commode opening, 300 lb Capacity
- 020-0240 One Piece Full Body Sling w/commode opening, 400 lb Capacity
- 020-0265 One Piece Full Body Sling, 600 lb Capacity

**DURO-MATIC® FLOOR TRACTION STAND**

Can be used with any bed. 1" anodized aluminum tubing. Adjustable height, 38" to 48". Large, super-strong pulleys.

- 534-2038-0600 Floor Traction Stand
- 534-2039-0000 Floor Stand Set (#2031, #2021, #2026, #2018, #2038)



7714



7729



7740

**INVACARE TRAPEZE BARS**

- 7740 Offset Trapeze Bar, Octagon Tube
- Accessories**
- 7714 Trapeze Floor Stand (use with 7740)
- 7729 Swivel Clamp & Bracket For 7740 Trapeze Bar



**LUMEX AMPUTEE SLING**

- 3107200 Medium Amputee Sling
- 3107300 Large Amputee Sling

**LUMEX CHROME VERSA-HELPER TRAPEZE**

Helps patient safely change position in bed and transfer from bed to other equipment with minimal assistance. Handbar location fully adjustable. Rubber bumper guards protect walls. Height adjustable from 43" to 52". Constructed of heavy gauge steel tubing. For use with metal frame headboards only. VersaGuard® coated clamps and handbar. Maximum weight capacity is 250lb. Designed to meet the requirements of HCPCS code: E0910.

- 2800A Standad Versa-Helper, Chrome Plated
- 2800GA Standard Versa-Helper, Gray Coated

**Accessories**

- 2840A Floor Stand For 2800, Chrome Plated
- 2840GA Floor Stand For 2800G, Grey Coated

**LUMEX SWIVEL VERSA-HELPER TRAPEZE**

Chrome trapeze swivels 90-degrees with five locking positions for easy and safe patient transfer. Height adjustable from 46" to 65". VersaGuard-coated clamps and handbar. Designed to meet the requirements of HCPCS code: E0910.

- 2810A Swivel Versa-Helper

**ENRICHMENT DELUXE SHOWER CHAIR**

Internal reinforcement of chair frame standard in all shower chairs. Full mesh T-back design provides increased back support. Highest grade commode seat for product integrity. Exclusive caster assembly using nylon insert provides added strength and makes caster replacement quick and easy. Quality twiin wheel composite casters with stainless steel stem and axle provide extended life in wet applications. 3" casters (2 locking, 2 non-locking). (SEE Shower & Commode Chair Options available at additional cost.)

- 60900 Deluxe Shower Chair, 38"H x 21"W x 23"D, 275 lb Weight Capacity

**ENRICHMENT EXTRA-WIDE SHOWER CHAIR**

Special reinforcement throughout to accommodate extra weight capacity. 3" casters (2 locking, 2 non-locking). (SEE Shower & Commode Chair Options available at additional cost.)

- 60935 Extra Wide Reinforced Shower Chair, 38"H x 26"W x 26"D, 375 lb Weight Capacity

**ENRICHMENT MOBILE SHOWER BED**

A secure, comfortable bed for patients or residents with limited mobility who require special bath care. Extra strength, full-length tray with 6 foot drain hose. Locking drop side rails for patient security. Easy rolling 5" premium locking casters. 300 pound weight capacity. Closed cell foam vinyl coated mattress with built in contoured pillow for maximum comfort. Mattress is easily disinfected and has drain ports to prevent pooling of water.

- 50800 Mobile Shower Bed w/mattress, 34"H x 76"W x 32"D
- 50800-43 Mobile Shower Bed w/mattress & reclining fowler headrest, 34"H x 76"W x 32"D

**ENRICHMENT RECLINING SHOWER CHAIRS**

Gas cylinder equipped for infinitely adjustable back. Upper section of back is hinged to allow hair grooming. Left drop arm allows easy patient transfer. Safety belt and 5" premium locking casters. Cushions covered with bacteria resistant Sure-Chek fabric; colors available are: 33-Tan; 37-White; 39-Light Blue. Deluxe padded toilet seat is removable for cleaning purposes.

- 50970 Reclining Shower Chair w/legrest, 50"H x 24"W x 46"D
- 50975 Reclining Shower Chair w/footrest, 50"H x 24"W x 33"D

**ENRICHMENT SHOWER & COMMODE CHAIR OPTIONS**

- 14 Padded Toilet Seat For #60900 & #60935
- 15 Single Swing Arm (L or R) For #60900, #60935, #70100, #70135
- 16 Dual Swing Arms For #60900, #60935, #70100, #70135
- 20 Safety Belt For #60900, #60935, #70100, #70135
- 26 Commode Pail Pkg For #60900 & #60935
- 50 Telescoping Footrest For #60900 & #60935
- 55 Add-On 3" Caster Set For #70100 & #70135
- 56 5" Premium Caster Upgrade For #60900 & #60935



**INVACARE I-CLASS™ SHOWER CHAIRS**

One-piece, blow-molded seat and back. Durable 1" anodized aluminum frame. Ergonomically shaped backrest snaps in and out easily without tools. Built-in hand-held shower holders. Eight height adjustments in 1" numbered increments. Textured, non-slip seat with drain holes. Non-marring, non-slip rubber tips. 250 lb weight capacity. Lifetime limited warranty.

- 9680 Chair w/out back (assembled), 2/cs
- 9680P Chair w/out back (unassembled), 2/cs
- 9681 Chair w/back (assembled), 2/cs
- 9681P Chair w/back (unassembled), 2/cs

**INVACARE MARINER, REHAB SHOWER COMMODE CHAIR**

The new all aluminum frame and stainless steel hardware provides optimum rust resistance. Ideal for use in the shower. Lightweight. Folds easily for transport or storage. Standard with treaded urethane tires. New flip up padded arms that lock down. Padded 4-position seat with easy access. Swing away front riggings with tool-less adjustable height footrests. 16.0 in seat width. Three year limited warranty. Weight limitation 300 lbs. Packaged one per carton. Removable pan and pan holder. Safety strap included. The shower chair unit fits over most standard and elongated toilet bowls. Variable seat widths and wheel options provide users with a custom fit.

- 6795 Rehab Shower Chair w/34" treaded urethane tires w/16" seat
- 6891 Rehab Shower Chair w/5" casters w/18" seat
- 6895 Rehab Shower Chair w/24" treaded urethane tires w/18" seat



6313



6358

**INVACARE MOBILE SHOWER CHAIR/REHAB SHOWER COMMODE CHAIR**

- 6358 Mobile Shower Chair/Commode, 2/cs
- Accessories**
- 6313 Seat & Lid, Large Clamp-On w/hardware

## MJM RECLINING SHOWER CHAIRS

191-B	Base will Increase the Height 9", will fit Models 191-SM, MED, and LG
191-B-A	Optional Base for Articulating Bath Chairs will Increase the Height 9" for 191-S-A, M-A, and L-A
191-C-3HD	Casters for 191-Small, Medium, and Large Frame 3" x 1 1/4" Heavy Duty Casters
191-C3TW	Casters for 191-Small, Medium, and Large Frame 3" x Twin Nylon Casters
191-L	Reclining Bath/Shower Chair, Large
191-L-A	Articulating Bath Chair (Large) Fully Adjustable
191-LC	Reclining Bath/Shower Chair (Large) w/base and casters
191-LC-A	Articulating Bath Chair (Large) w/base and casters (fully adjustable)
191-LC-B-HB	Large Reclining Bath/Shower Chair w/dual base, casters, and head bolster
191-M	Reclining Bath/Shower Chair, Medium
191-M-A	Articulating Bath Chair (Medium) Fully Adjustable
191-MC	Reclining Bath/Shower Chair (Medium) w/base and casters
191-MC-A	Articulating Bath Chair (Medium) w/base and casters (fully adjustable)
191-S	Reclining Bath/Shower Chair, Small
191-S-A	Articulating Bath Chair (Small) Fully Adjustable
191-SC	Reclining Bath/Shower Chair (Small) w/base and casters
191-SC-A	Articulating Bath Chair (Small) w/base and casters (fully adjustable)
191-XL	Reclining Bath/Shower Chair (X-Large)
191-XLC	Reclining Bath/Shower Chair (X-Large) w/base and casters
193	Reclining Shower Chair w/deluxe elongated open front Commode Seat and elevated Leg Extension
193-PAN	Optional Side Panels for Model 193
193-PED	Reclining Shower Chair w/deluxe elongated open front Soft Seat and elevated Leg Extension, 15" Internal Width
193-SSDE	Reclining Shower Chair w/deluxe elongated open front Soft Seat and elevated Leg Extension
193-TIS	Tilt "N" Space Shower Chair w/open front Soft Seat and double drop Arm
194	Reclining Shower Chair w/deluxe elongated open front Commode Seat
195	Reclining Shower Chair w/deluxe elongated open front commode seat & folding footrest
195-24	Reclining Shower Chair w/deluxe elongated open front Commode Seat and folding Footrest, 24" Internal Width
196	Reclining Shower Chair w/deluxe elongated open front commode seat, Footrest, Padded Elevated Leg Extension and Lumbar Support
FLATSTOCK-R	Flatstock Seat (Optional for #193-194-195-196 Reclining Shower Chair) Factory Installed
R-118-F	Replacement Flatstock Seat (only) for 18" Internal Width Shower Chair
R-122-F	Replacement Flatstock Seat (only) for 22" Internal Width Shower Chair
R-126-F	Replacement Flatstock Seat (only) for 26" Internal Width Shower Chair
R-130-F	Replacement Flatstock Seat (only) for 30" Internal Width Shower Chair
U-FSS	Upgrade Full Support Seat for 100 Series Shower Chairs

## MJM SHOWER CHAIRS 100 SERIES

Deluxe elongated extra heavy duty contoured open front seat. All casters and backs are double wall reinforced with schedule 40 1" PVC. Aesthetically pleasing, with curved/bend arms. Anti-slip safety hand grips. Fast drying and removable mesh back/sling. Personal pocket/pouch. All models fit over standard height toilet commodes. Structurally designed with 30% more security with four stainless steel bolts on commode seat. Single wheel heavy duty casters (3" x 1 1/4") with removable bolt/nut for easy maintenance. All casters have threaded stem for extra security and safety, casters will not fall/pull out with normal use.

100-SSC	Upgrade to 3" Heavy Duty Stainless Steel Casters / 2-Lock 2-Nonlock (for Models #118, 122, 193, 194, 195, 196)
115-3	Shower Chair 15" Internal Width, for Small Adult or Pediatric Needs, 3" x 1 1/4" Heavy Duty Threaded Stem Casters, Open Front Seat, 300lb Capacity
115-3-F	Shower Chair 15" Internal Width, for Small Adult or Pediatric Needs, 3" x 1 1/4" Heavy Duty Threaded Stem Casters, Flatstock Seat w/drain holes, 300lbs
115-3TW	Shower Chair 15" Internal Width, for Small Adult or Pediatric Needs, 3" Twin Threaded Stem Casters, 300lbs
118-3	Shower Chair 18" Internal Width, 3" x 1/4" Heavy Duty Threaded Stem Casters, 300lb Capacity
118-3-100SSC	Shower Chair 18" Internal Width, 3" x 1 1/4" Heavy Duty Stainless Steel Casters
118-3-7QT.C	Shower Chair 18" Internal Width, 3" x 1 1/4" Heavy Duty Threaded Stem Casters, 7qt Commode Pail, 300lbs
118-3-7QT.C-CB-CS	Shower Chair 18" Internal Width, 3" x 1 1/4" Heavy Duty Threaded Stem Casters 7qt Commode Pail, Cushion Back, Square Cushion Seat
118-3-A	Shower Chair 18" Internal Width, 3" x 1 1/4" Heavy Duty Threaded Stem Casters, for Uni-lateral or Bi-lateral below knee amputee, 300lbs
118-3-ADJ	Adjustable Height Shower Chair 18" Internal Width, 3" x 1 1/4" Heavy Duty Threaded Stem Casters
118-3-AF	Shower Chair 18" Internal Width, 3" x 1 1/4" Heavy Duty Threaded Stem Casters, Flatstock Seat w/drain holes, for Uni-lateral or Bi-lateral below knee amputee, 300lbs
118-3-CB-DDA-SF	Shower Chair 18" Internal Width, 3" x 1 1/4" Heavy Duty Threaded Stem Casters, Cushion Back, Dual Drop Arms, Slide Out Footrest
118-3-F	Shower Chair 18" Internal Width, 3" x 1 1/4" Heavy Duty Threaded Stem Casters, Flatstock Seat w/drain holes, 300lbs
118-3-FD	Shower Chair 18" Internal Width, 3" x 1 1/4" Heavy Duty Threaded Stem Casters, Folding Capacity, 300lbs
118-3-FF	Shower Chair 18" Internal Width, 3" x 1 1/4" Heavy Duty Threaded Stem Casters, Folding Footrest, 300lbs
118-3-FS	Shower Chair 18" Internal Width, 3" x 1 1/4" Heavy Duty Threaded Stem Casters, Flared Stability - 4" Wider Bottom Base, 300lb Capacity
118-3-FS-F	Shower Chair 18" Internal Width, 3" x 1 1/4" Heavy Duty Threaded Stem Casters, Flatstock Seat w/drain holes, Flared Stability-4" Wider Bottom Base, 300lbs
118-3-H	Shower Chair 18" Internal Width, 3" x 1 1/4" Heavy Duty Threaded Stem Casters, High Back, 300lbs
118-3-H-F	Shower Chair 18" Internal Width, 3" x 1 1/4" Heavy Duty Threaded Stem Casters, High Back and Flatstock Seat w/drain holes, 300lbs
118-3-OF	Shower Chair 18" Internal Width, 3" x 1 1/4" Heavy Duty Threaded Stem Casters, True Vertical Open Front, 300lb Capacity
118-3-SF	Shower Chair 18" Internal Width, 3" x 1 1/4" Heavy Duty Threaded Stem Casters, Sliding Footrest, 300lbs
118-3-SSDE	Shower Chair 18" Internal Width, 3" x 1 1/4" Heavy Duty Threaded Stem Casters, w/open front Soft Seat
118-3-SSDE-7QT.C	Shower Chair 18" Internal Width, 3" x 1 1/4" Heavy Duty Threaded Stem Casters w/open front Soft Seat, 7qt Commode Pail
118-3B	Shower Chair 18" Internal Width, 3" x 1 1/4" Heavy Duty All Brake Threaded Stem Casters, 300lbs
118-3TS	Shower Chair 18" Internal Width, 3" x 1 1/4" Heavy Duty Threaded Stem Casters, Titled 2" Lower in Back, 300lbs
118-3TS-7QT.C	Shower Chair 18" Internal Width, 3" x 1 1/4" Heavy Duty Threaded Stem Casters, Tilted 2" Lower in back, w/7qt Commode Pail
118-3TW	Shower Chair 18" Internal Width, 3" Twin Threaded Stem Casters, 300lbs
118-3TW-F	Shower Chair 18" Internal Width, 3" x 1 1/4" Twin Threaded Stem Casters, Flatstock Seat w/drain holes, 300lbs
118-3TW-FD	Shower Chair 18" Internal Width, 3" Twin Threaded Stem Casters, Folding Capacity, 300lbs

**MJM SHOWER CHAIRS 100 SERIES (Continued)**

118-5	Shower Chair 18" Internal Width, 5" x 1 1/4" Heavy Duty Threaded Stem Casters
118-5-SLIDE	All Purpose Dual Shower Chair/Transfer Bench (excellent lateral transfer) 3" x 1 1/4" Heavy Duty Threaded Stem Casters, 300lbs
118-5-TIS-SLIDE	All Purpose Tilt "N" Space Sliding Transfer Bench (excellent lateral transfer) 3" x 1 1/4" Heavy Duty Threaded Stem Casters, 300lbs
118-LP-7QT.C	Shower Chair 18" Internal Width, No Casters, 7qt Commode Pail
118-LP-7QT.C-CS	Shower Chair 18" Internal Width, No Casters, 7qt Commode Pail w/square Cushion Seat
122-3	Wide Shower Chair 22" Internal Width, 3" x 1 1/4", Heavy Duty Threaded Stem Casters, 375lb Capacity
122-3-A	Wide Shower Chair 22" Internal Width, 3" x 1 1/4" Heavy Duty Threaded Stem Casters, for Uni-lateral or Bi-lateral below knee amputee, 375lbs
122-3-AF	Wide Shower Chair 22" Internal Width, 3" x 1 1/4" Heavy Duty Threaded Stem Casters, Flatstock Seat w/drain holes, Uni-lateral or Bi-lateral below knee amputee, 375lbs
122-3-F	Wide Shower Chair 22" Internal Width, 3" x 1 1/4" Heavy Duty Casters, Flatstock Seat w/drain holes
122-3-FB	Wide Shower Chair 22" Internal Width, 2" x 1 1/4" Heavy Duty Threaded Stem Casters, Full Mesh Back, 375lbs
122-LP	Wide Shower Chair 22" Internal Width, w/out Casters Static Legs, 375lbs
126-4-NB	Extra-Wide Shower Chair 26" Internal Width, 4" x 1 1/4" Casters, 7qt Slide Out Commode Pail no bar in back, 425lbs
126-4-NB-A	Extra-Wide Shower Chair 26" Internal Width, for Uni-lateral or Bi-lateral below knee amputee, 4" x 1 1/4" Heavy Duty Casters
126-4-NB-AF	Extra-Wide Shower Chair 26" Internal Width, No bar in back, for Uni-lateral or Bi-lateral below knee amputee, with Flatstock Seat
126-4-NB-F	Extra-Wide Shower Chair 26" Internal Width, 4" x 1 1/4" Heavy Duty Casters no bar in back, Flatstock Seat w/drain holes
126-4-NB-NC	Extra-Wide Shower Chair 26" Internal Width, 4" x 1 1/4" Casters no bar in back, No Commode Pail, 425lbs
126-4-WB	Extra-Wide Shower Chair 26" Internal Width, 4" x 1 1/4" Casters, 7qt Slide Out Commode Pail w/bar in back
126-4-WB-A	Extra-Wide Shower Chair 26" Internal Width, for Uni-lateral or Bi-lateral below knee amputee, 4" x 1 1/4" Heavy Duty Casters
126-4-WB-AF	Extra-Wide Shower Chair 26" Internal Width, for Uni-lateral or Bi-lateral below knee amputee with Flatstock Seat
126-4-WB-F	Extra-Wide Shower Chair 26" Internal Width, 4" x 1 1/4" Heavy Duty Casters w/bar in back, Flatstock Seat w/drain holes
126-5-BAR	Bariatric Shower Chair 26" Internal Width, (6) Heavy Duty Casters, 5" x 1 1/4", 10qt Pail, 600lbs capacity
126-5-NB	Extra-Wide Shower Chair 26" Internal Width, 5" x 1 1/4" Heavy Duty Casters no bar in back
126-5-NB-F	Extra-Wide Shower Chair 26" Internal Width, 5" x 1 1/4" Casters no bar in back, Flatstock Seat, w/drain holes
126-5-WB	Extra-Wide Shower Chair 26" Internal Width, 5" x 1 1/4" Heavy Duty Casters w/bar in back
126-5-WB-F	Extra-Wide Shower Chair 26" Internal Width, 5" x 1 1/4" Casters, 7qt Pail w/bar in back, Flatstock Seat w/drain holes
130-18-24W-SL	Self Propelled Aquatic/Rehab Shower Wheelchair 18" Internal Width, w/24" Rear Wheels, Mesh Sling Seat
130-5	Bariatric Shower Chair 30" Internal Width, (6) Heavy Duty Casters, 5" x 1 1/4", 10qt Pail, 700lbs capacity
130-5-F	Bariatric Shower Chair 30" Internal Width, (6) Heavy Duty Casters, 5" x 1 1/4", Flatstock Seat w/drain holes, 700lbs capacity
131-18-24W	Self Propelled Aquatic/Rehab Shower Wheelchair 18" Internal Width, w/24" Rear Wheels, Open Front Soft Seat, Footrest
131-5	Bariatric Shower Chair 30" Internal Width, (6) Heavy Duty Casters, 5" x 1 1/4", 10qt Pail, Footrest, 700lbs capacity
135-22-24W	Self Propelled Aquatic/Rehab Shower Chair 22" Internal Width, w/24" Rear Wheels, Open Front Soft Seat
140-26-24W	Self Propelled Aquatic/Rehab Shower Wheelchair 26" Internal Width w/24" Rear Wheels, Open Front Soft Seat
D118-5-SLIDE	Deluxe All Purpose Dual Shower Chair/Transfer Bench (excellent lateral transfer) 3" x 1 1/4" Heavy Duty Threaded Stem Casters, 300lbs
D118-5-TIS-SLIDE	Deluxe All Purpose Tilt "N" Space Sliding Transfer Bench (excellent lateral transfer), 3" x 1 1/4" Heavy Duty Threaded Stem Casters, 300lbs
R-100-SSC	Replacement Set of Stainless Steel Casters, 3" x 1 1/4" Heavy Duty Casters / 2-Lock 2-Nonlock

**MJM SHOWER CHAIRS 100 SERIES ACCESSORIES**

B	Safety Belt (Adjustable w/velcro)
B-30	Safety Belt (Adjustable w/velcro)
BB	Safety Belt (Adjustable w/heavy duty all plastic buckle)
BB-30	Safety Belt (Adjustable w/heavy duty all plastic buckle)
HB	Head Bolster for 100 Series Shower Chairs
PS-15	Privacy Skirt (full length) with Solid Vinyl Fabric for 15" Internal Width Shower Chair
PS-15-C	Privacy Skirt Cover (full length) with Solid Vinyl Fabric for 15" Internal Width Shower Chair
PS-18	Privacy Skirt w/solid fabric for 18" chair
PS-18-C	Privacy Skirt Cover (full length) with Solid Vinyl Fabric for 18" Internal Width Shower Chair
PS-18-S	Privacy Skirt (3/4 length) with Solid Vinyl Fabric for 18" Internal Width Shower Chair
PS-18-SC	Privacy Skirt Cover (3/4 length) with Solid Vinyl Fabric for 18" Internal Width Shower Chair
PS-22	Privacy Skirt w/solid fabric for 22" chair
PS-22-C	Privacy Skirt Cover (full length) with Solid Vinyl Fabric for 22" Internal Width Shower Chair
PS-22-S	Privacy Skirt (3/4 length) with Solid Vinyl Fabric for 22" Internal Width Shower Chair
PS-22-SC	Privacy Skirt Cover (3/4 length) with Solid Vinyl Fabric for 22" Internal Width Shower Chair
PS-26	Privacy Skirt w/solid fabric for 26" chair
PS-26-C	Privacy Skirt Cover (full length) with Solid Vinyl Fabric for 26" Internal Width Shower Chair
PS-26-S	Privacy Skirt (3/4 length) with Solid Vinyl Fabric for 26" Internal Width Shower Chair
PS-26SC	Privacy Skirt Cover (3/4 length) with Solid Vinyl Fabric for 26" Internal Width Shower Chair
PS-30	Privacy Skirt (full length) with Solid Vinyl Fabric for 30" Internal Width Shower Chair
PS-30-C	Privacy Skirt Cover (full length) with Solid Vinyl Fabric for 30" Internal Width Shower Chair
SH	Shoulder/Chest Harness

**GENDRON GENERAL TRANSPORT & TRANSFER STRETCHERS**

Standard features include: fully welded frame; four IV sockets; full perimeter non-marring bumper; 8" all surface casters; two locking casters; 1 1/4" 16 gauge frame tubing; 20 gauge reinforced littertop.

1050-151-212-123 Transport Stretcher, Swing Down Side Rails, 2" Pad, Manual Fowler

**GENDRON HEAVY DUTY TRANSPORT/TRANSFER/EMERGENCY STRETCHERS**

Standard features include: three position, vertical side rails; four IV sockets; full perimeter non-marring bumper; 8" all surface casters; two locking casters; 1 1/4" 16 gauge frame tubing; 20 gauge reinforced litter top; fully welded frame.

1150-212-123 Transport Stretcher, Vertical Side Rails, 2" Pad, Manual Fowler

**GENDRON EASY ACCESS™ STRETCHERS**

Standard features include: swing down tuck-away side rails; 450 lb patient weight capacity; zero transfer gap; four wheel central locking system; power assist Fowler back rest; stay-lock IV holder with security cable and storage tube; oxygen holder; 3" hinged litter pad; all surface 8" caster wheels; full length side rail bumpers, bumper wheels at each corner; beachwood powder coat epoxy finish.

890 Hydraulic Height Adjustment Stretcher, Trendelenburg & Reverse, 28" x 76" Patient Surface

## GENDRON FOLDING TRANSFER/TRANSPORT STRETCHER

Standard features include: folds to 21" for space saving storage; four IV sockets; two locking casters; 8" all surface caster wheels; full perimeter non-marring bumper; 1 1/4" 16 gauge frame; 20 gauge litter top.

650-116-163 Folding Stretcher, Fold Down Side Rails, 1 1/2" Pad

## MJM SHOWER GURNEYS AND STRETCHERS "900" SERIES

- 910 Shower Gurney w/3-position elevating headrest, Close Cell Waterproof Foam Pad, Drain Pan, Drain Hose, 6-5" x 1 1/4" Heavy Duty Threaded Stem Casters
- 920 Sling Gurney w/3-position elevating headrest
- 930 Sling Gurney w/3-position elevating headrest, Drain Pan, and Drain Hose
- 910-B Bariatric Shower Gurney w/three position elevating headrest, Close cell waterproof foam pad, Drain pan and Drain hose / 600lb capacity
- 910-DB Bariatric Shower Gurney w/three position elevating headrest, Close cell waterproof foam pad, Drain pan and Drain hose / 900lb capacity
- 910-P Pediatric Shower Gurney w/three position elevating headrest, Close cell waterproof foam pad, Drain pan and Drain hose, (4) 5" x 1 1/4" Heavy duty threaded stem casters
- 911 Shower Gurney w/three position elevating headrest, Close cell waterproof foam pad
- 912 Shower Gurney w/three position elevating headrest, Solid vinyl cushion, Drain pan and Drain hose
- 913 Shower Gurney w/three position elevating headrest, Mesh cushion, w/o Drain pan
- 915 Sling Gurney w/o elevating headrest, (6) 5" x 1 1/4" Heavy duty threaded stem casters
- 920-P Pediatric Sling Gurney w/three position elevating headrest
- 920-R Sling Gurney w/reclined (Ratchet for legrest) and Elevated headrest

## MJM SHOWER/BATH CHAIRS

Deluxe elongated extra heavy duty contoured open front seat. All backs are double wall reinforced with schedule 40 1" PVC. Aesthetically pleasing, with curved/bend arms. Anti-slip safety hand grips. Fast drying and removable mesh back/sling. Personal pocket/pouch. All models fit over standard height toilet commodes. Structurally designed with 30% more security with four stainless steel bolts on commode seat.

- 150 Shower/Bath Chair w/mesh seat, Child
- 155 Shower/Bath Chair w/mesh seat, Adult



## PROCARE DOUBLE BUCKLE LIMB RESTRAINT

Foam restraint for ankle or elbow with double-buckle closure. Extra long tie.


- 79-90120 Adult Limb Restraint, 10 pr/pk
- 79-90122 Child Limb Restraint, 10 pr/pk



## PROCARE FOAM LIMB RESTRAINTS

Contact closure with double "D" ring cinch lock.

- 79-90100 Adult Limb Restraint, 10 pr/pk
- 79-90110 Adult Limb Restraint
- 79-90113 X-Small Foam Limb Restraints



## PROCARE HAND CONTROL MITT

Manufactured of Cool-Mesh and tricot-foam with non-slip buckle closure. Extra straps to control arm movement. Flexible.

- 79-91210 Small/Medium Hand Control Mitt, Flexible
- 79-91211 Large/X-Large Hand Control Mitt, Flexible
- 79-91213 Small/Medium Hand Control Mitt, Rigid
- 79-91217 Large/X-Large Hand Control Mitt, Rigid



## PROCARE KODEL® LIMB RESTRAINTS

Polyester pile wrist/ankle restraint with buckle closure. Universal size.

- 79-90080 Limb Restraints, 6 pr/pk
- 79-90410 Universal Limb Restraints
- 79-90420 Quick Release Limb Restraint

## PROCARE PELVIC HOLDER

Traditional design to control wheelchair sliding.

- 79-91204 Pelvic Holder For 90 to 155 lbs
- 79-91207 Pelvic Holder For 145 to 195 lbs



## PROCARE ROLL BELT

Allows patient to sit and move from side to side within bed. One size fits most adults. Tie straps secure beneath bed, out of patient's reach.

- 79-91280 Roll Belt

## PROCARE SAFETY JACKET

Cool-mesh with contact closures allows access for catheters and monitoring devices. Adjustable sides improve fit. Posterior contact closure for additional security.

- 79-91163 Small Safety Jacket For 80 to 120 lbs
- 79-91165 Medium Safety Jacket For 110 to 155 lbs
- 79-91167 Large Safety Jacket For 145 to 190 lbs
- 79-91168 X-Large Safety Jacket For 180 to 230 lbs



**PROCARE SAFETY VEST**

Versatile design vest with shoulder loops and ties. Standard tie straps. Cool-mesh.

- 79-91033 Small (90-130 lbs) Safety Vest
- 79-91035 Medium (130 - 170 lbs) Safety Vest
- 79-91037 Large (170 - 200 lbs) Safety Vest
- 79-91038 X-Large Safety Vest

**PROCARE SAFETY WRIST**

Ergonomically designed brace allows for full hand dexterity during repetitive daily activities. Durable, cotton/elastic construction, contact closure straps and plastic palmar stay provide support to help address wrist sprains, tendonitis, and carpal tunnel syndrome. 6" length.

- 79-82223 Small Right Safety Wrist, 5.5"-6.5" Wrist Circ.
- 79-82225 Medium Right Safety Wrist, 6.5"-7.5" Wrist Circ.
- 79-82227 Large Right Safety Wrist, 7.5"-8.5" Wrist Circ.
- 79-82228 X-Large Right Safety Wrist, 8.5"+ Wrist Circ.
- 79-82233 Small Left Safety Wrist, 5.5"-6.5" Wrist Circ.
- 79-82235 Medium Left Safety Wrist, 6.5"-7.5" Wrist Circ.
- 79-82237 Large Left Safety Wrist, 7.5"-8.5" Wrist Circ.
- 79-82238 X-Large Left Safety Wrist, 8.5"+ Wrist Circ.

**PROCARE VEST RESTRAINT**

Limits body movement. Additional support for patients in chairs and wheelchairs. Washable, light canvas lined with soft flannel and webbing straps.

- 79-91063 Small Vest Restraint w/sleeves For 80 to 120 lbs
- 79-91065 Medium Vest Restraint w/sleeves For 110 to 155 lbs
- 79-91067 Large Vest Restraint w/sleeves For 145 to 190 lbs
- 79-91072 X-Small Vest Restraint For 60 to 90 lbs
- 79-91073 Small Vest Restraint For 80 to 120 lbs
- 79-91075 Medium Vest Restraint For 110 to 155 lbs
- 79-91077 Large Vest Restraint For 145 to 190 lbs
- 79-91078 X-Large Vest Restraint For 180 to 230 lbs
- 79-91053 Small Vest Restraint For 80 to 120 lbs
- 79-91055 Medium Vest Restraint For 110 to 155 lbs
- 79-91057 Large Vest Restraint For 145 to 190 lbs
- 79-91058 X-Large Vest Restraint For 180 to 230 lbs

**PROFEX ARM RESTRAINT**

Four cuffs. Velcro closure. Specify size: Small (18"x18"), Medium (24"x24"), Large (32" x 32"). Specify color: black, brown, green, blue or white.

- TA001 Arm Restraint

**PROFEX BED/STRETCHER SAFETY RESTRAINTS**

- 307B-20 Stretcher Restraint, Web is 4" x 20", Leather Strap is 20"L w/Roller Buckle
- 307B-48 Bed Restraint, Web is 4" x 48", Leather Strap is 20"L w/Roller Buckle
- 307C Utility Safety Belts, Center Web is 4" x 48", Strap is 48"L, Buckle Strap is 6"L, Web Strap, Spring Buckle
- 307C-20 Stretcher Restraint, Web is 4" x 20", Web Strap is 20"L w/Spring Buckle
- 307C-48 Bed Restraint, Web is 4" x 48", Web Strap is 20"L w/Spring Buckle

**PROFEX BODY & LEG RESTRAINT STRAPS**

- 340 Conductive Restraint Straps, 5" w/1" Strap w/buckle, Adjustable 50" to 72"
- 341 Conductive Restraint Straps, 5" w/2" Strap w/airplane buckle, Adjustable 18" to 45"
- 341VH Conductive Restraint Straps, 5" w/2" Strap w/velcro fastener, Adjustable 18" to 45" w/2 side rail hooks
- 345 Conductive Restraint Straps w/airplane buckle, 2" x 72"
- 345-108 Conductive Restraint Straps, w/airplane buckle, 2" x 108"
- 345-48 Conductive Restraint Straps w/airplane buckle, 2" x 48"
- 345-60 Conductive Restraint Straps w/airplane buckle, 2" x 60"
- 345-84 Conductive Restraint Straps w/airplane buckle, 2" x 84"
- 345-96 Conductive Restraint Straps w/airplane buckle, 2" x 96"
- 345N PRO-FAB Restraint Straps w/airplane buckle, 2" x 72"
- 345N-108 PRO-FAB Restraint Straps w/airplane buckle, 2" x 108"
- 345N-48 PRO-FAB Restraint Straps w/airplane buckle, 2" x 48"
- 345N-60 PRO-FAB Restraint Straps w/airplane buckle, 2" x 60"
- 345N-84 PRO-FAB Restraint Straps w/airplane buckle, 2" x 84"
- 345N-96 PRO-FAB Restraint Straps w/airplane buckle, 2" x 96"
- 345NV PRO-FAB Restraint Straps w/velcro fastener, 2" x 72"
- 345V Conductive Restraint Straps w/Velcro Fastener, 2" x 72"
- 350 Conductive Restraint Straps w/2 Adjustable Side Rail Slides, 2" x 67"
- 350V Conductive Restraint Straps w/Velcro Fastener, 2" x 67"
- 352 Conductive Restraint Straps, 2-Piece w/airplane buckle, 2", Adjustable to 50"
- 352-40 Conductive Restraint Straps, 2-Piece w/airplane buckle, 2", Adjustable to 40"
- 352-60 Conductive Restraint Straps, 2-Piece w/airplane buckle, 2", Adjustable to 60"
- 352N PRO-FAB Restraint Straps, 2-Piece w/airplane buckle, 2" x Adjustable to 50"
- 352N-40 PRO-FAB Restraint Straps, 2-Piece w/airplane buckle, 2" x Adjustable to 40"
- 352N-60 PRO-FAB Restraint Straps, 2-Piece w/airplane buckle, 2" x Adjustable to 60"
- 352NS PRO-FAB Restraint Straps, 2-Piece w/airplane buckle & snaps, 2" x Adjustable to 50"
- 352NV PRO-FAB Restraint Straps, 2-Piece w/velcro fastener, 2" x Adjustable to 50"
- 352NVS PRO-FAB Restraint Straps, 2-Piece w/velcro fastener & snaps, 2" x Adjustable to 50"
- 352V Conductive Restraint Straps, 2-Piece w/velcro fastener, 2", Adjustable to 50"
- 353 Conductive Restraint Straps, 2-Piece w/airplane buckle, 2", Adjustable to 72"
- 353N PRO-FAB Restraint Straps, 2-Piece w/airplane buckle, 2" x Adjustable to 72"
- 353NS PRO-FAB Restraint Straps, 2-Piece w/airplane buckle & snaps, 2" x Adjustable to 72"
- 353NV PRO-FAB Restraint Straps, 2-Piece w/velcro fastener, 2" x Adjustable to 72"
- 353V Conductive Restraint Straps, 2-Piece w/velcro fastener, 2", Adjustable to 72"
- 355 Conductive Restraint Straps, Knee Crutch Strap, 1" x 30", w/buckle
- 341B Conductive Restraint Straps, 5" w/2" Strap w/2 airplane buckle, Adjustable 18" to 45" w/2 side rail hooks
- 353NVS PRO-FAB Restraint Straps, 2-Piece w/velcro fastener & snaps, 2" x Adjustable to 72"

**PROFEX BODY RESTRAINTS**

- 307 Cotton Body Restraint, 5" Wide w/1 Leather Strap, Adjustable 52" to 76"
- 307ABW Body Restraint, Center Webb is 4" x 38", Straps are 1 1/4" x 32" w/Roller Buckle w/3" x 14" Padded Leather Anklets
- 307B Cotton Body Restraint, 5" Wide w/2 Leather Straps, Roller Buckle, Adjustable 52" to 64"
- 307BLS Cotton Body Restraint, 5" Wide w/2 Leather Straps, Lock Buckle, Adjustable 52" to 64"
- 307BW Body Restraint, Center Webb is 4" x 38", Straps are 1 1/4" x 32" w/Roller Buckle w/3" x 12" Padded Leather Wristlets
- 311AL Body Restraint, Center Webb is 4" x 38", Straps are 1 1/4" x 32" w/Lock Buckle w/2 1/4" x 15" Anklets
- 311L Body Restraint, Center Webb is 4" x 38", Straps are 1 1/4" x 32" w/Lock Buckle w/2 1/4" x 12" Wristlets

**PROFEX COTTON BODY RESTRAINTS**

- 930L Large Body Restraint w/ties
- 930M Medium Body Restraint w/ties
- 930S Small Body Restraint w/ties
- 930XL X-Large Body Restraint w/ties

## PROFEX COTTON WEB RESTRAINT STRAPS

Spring buckle.

315	30"L x 1"W Restraint Strap
315-24	24"L x 1"W Restraint Strap
315-36	36"L x 1"W Restraint Strap
315-48	48"L x 1"W Restraint Strap
315-60	60"L x 1"W Restraint Strap
315-72	72"L x 1"W Restraint Strap
315-84	84"L x 1"W Restraint Strap
315A-24	24"L x 1 1/4"W Restraint Strap
315A-36	36"L x 1 1/4"W Restraint Strap
315A-48	48"L x 1 1/4"W Restraint Strap
315A-60	60"L x 1 1/4"W Restraint Strap
315A-72	72"L x 1 1/4"W Restraint Strap
315A-84	84"L x 1 1/4"W Restraint Strap
315C-36	36"L x 1 1/2"W Restraint Strap
315C-48	48"L x 1 1/2"W Restraint Strap
315C-60	60"L x 1 1/2"W Restraint Strap
315C-72	72"L x 1 1/2"W Restraint Strap
315C-84	84"L x 1 1/2"W Restraint Strap

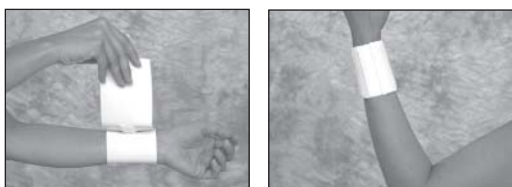
## PROFEX COTTON WEBBING SAFETY BELT

917L	Large Safety Belt, Adjustable to 66"
917M	Medium Safety Belt, Adjustable to 64"
917S	Small Safety Belt, Adjustable to 64"

## PROFEX WRIST RESTRAINTS

Golden foam.

179A-1	Wrist Restraint, 12" x 4" x 1"
183B-1	Wristlet, 8" x 8" x 8"



1303-BLA

1309



2003-WHI-EL

## SCOTT SPECIALTIES ELASTIC WRIST WRAPS

3" wide. Features hook and loop closure.

1303-BE1	Wrist Wrap, Beige, Specify Size: SM 5"-6", MD 6"-7", LG 7"-8", XL 8"-9"
1303-BLA	Wrist Wrap, Black, Specify Size: SM 5"-6", MD 6"-7", LG 7"-8", XL 8"-9"
1303-WHI	Wrist Wrap, White, Specify Size: SM 5"-6", MD 6"-7", LG 7"-8", XL 8"-9"
1307	Universal Segmented Wrist Wrap, Beige, 14"L
1309	Universal Wrist Wrap, Black
1311	Universal Wrist Wrap, White
1312	Universal Wrist Wrap, Beige
1313	Wrist Wrap, Heavy White, Specify Size: SM 5"-6", MD 6"-7", LG 7"-8", XL 8"-9"
2003-BE1-EL	Wrist Wrap w/thumb loop, Beige, EL 6"-10"
2003-BE1-RG	Wrist Wrap w/thumb loop, Beige, Regular 5"-8"
2003-BLA-EL	Wrist Wrap w/thumb loop, Black, EL 6"-10"
2003-WHI-EL	Wrist Wrap w/thumb loop, White, EL 6"-10"
SA1307	Universal Segmented Wrist Wrap, Sport-Aid™ Retail Packaging
2003-BLA-RG	Wrist Wrap w/thumb loop, Black, Regular 5"-8"
2003-WHI-RG	Wrist Wrap w/thumb loop, White, Regular 5"-8"

## VAL MED COMFORT PLUS PELVIC HOLDER

VM-1946	Pelvic Restraint, Tan, Small/Medium, 12/cs
VM-1947	Pelvic Restraint, Tan, Medium/Large, 12/cs

## VAL MED COMFORT PLUS VEST

VM-8110	Vest Restraint, Tan, Small/Medium, 12/cs
VM-8120	Vest Restraint, Tan, Medium/Large, 12/cs

## OMNIMED BEAM® 1" MOLDED BINDERS

Provides excellent chart storage for acute, sub-acute and home health. 1" ring capacity holds 250+ sheets. Guaranteed for 3 years and features strong rings and the patented "Twin Hinge" System. Constructed using a tripolymer molded process for extra strength and durability. Comes in 3 Rings. Specify color when ordering: Blue, Med. Blue, Burgundy, Lilac, Seafoam Green.


205002-BL	Molded Binder 1" Cap S/O Blue
205002-BU	Molded Binder 1" Cap S/O Burgundy
205002-CB	Molded Binder 1" Cap S/O Med Blue
205002-LL	Molded Binder 1" Cap S/O Lilac
205002-SF	Molded Binder 1" Cap S/O Seafoam
205003-BL	Molded Binder 1" Cap T/O Blue
205003-BU	Molded Binder 1" Cap T/O Burgundy
205003-CB	Molded Binder 1" Cap T/O Med Blue
205003-LL	Molded Binder 1" Cap T/O Lilac
205003-SF	Molded Binder 1" Cap T/O Seafoam



## OMNIMED BEAM® BIG BEAM® MOLDED RING BINDERS

Large capacity 2 1/2" rings ideal for hospital and long-term care use to accommodate the ever increasing records storage demands being implemented by OBRA. Holds over 450 sheets plus accessories. No more unnecessary thinning of patient charts is required. Features a tripolymer molded process for extra strength and durability, along with the Twin Hinge for years of guaranteed usage. Heavy duty rings provide maximum protection against separation and paper tear out. Three-ring top or side opening. Specify color when ordering: blue, burgundy, aqua, forest green or mauve, or two new colors lilac and SeaFoam green.

205020	Big Beam Molded Binder, 2 1/2" Ring-Side Open Binder
205021	Big Beam Molded Binder, 2 1/2" Ring-Top Open Binder



201101

202102

## OMNIMED BEAM® CHARTHOLDERS

Spring loaded, vinyl clad and aluminum rounded corners. Back thumb notch for easy entry. Ribbed front cover eliminates paper adhering. Three tension springs on 9"© x 12" size. Stainless steel I.D. holder 1/2" labels. Rod ends are rubber covered. Interchangeable with most racks. 3/4" capacity holds up to 150 sheets.

201101	Clear Anodized Aluminum Chartholder
202102	Beige Vinyl Laminated Chartholder



203101



204602

**OMNIMED BEAM® CLIPBOARDS**

Overbed and regular. Ideal for constant hard use. Light, strong and easy to keep clean. They will not absorb oil, chemicals, or medicines, or provide a place for mold, mildew, germs or viruses to grow.

- 203101 Aluminum Clipboard, 9" x 12 7/8"
- 203601 Aluminum Overbed Clipboard, 9" x 12 7/8", 1 3/4" Bend
- 204602 Vinyl Clad Overbed Clipboard 9" x 12 7/8", 1 3/4" Bend



260120



260130



260140



261536

**OMNIMED BEAM® CABINET STYLE OMNICART® CHART RACKS**

Designed to enhance your patient charting station by giving a furniture like appearance. Vertical storage. Fully enclosed top, side and back panels protect your charts and keep information stored in the cabinet confidential. Accepts optional locking panels, providing lock and key security to patient information. 4" rubber silent rolling casters (2 with wheel locks) are supplied. Poly coated frames and organizers along with scratch and chip resistant vinyl clad steel shelves. Shipped assembled and feature a cap shelf for additional storage. Specify color: beige, gray or woodgrain.

- 260110 Standard Cabinet Style Omnicart® For Binders w/2 3/4" Spine, Holds 10 Per Shelf, Chart Rack, 3 Shelves, 1 Organizer, 10 Capacity, 43 3/4"H x 34 1/2"W x 17"D
- 260120 Standard Cabinet Style Omnicart® For Binders w/2 3/4" Spine, Holds 10 Per Shelf, Chart Rack, 3 Shelves, 2 Organizers, 20 Capacity, 43 3/4"H x 34 1/2"W x 17"D
- 260130 Standard Cabinet Style Omnicart® For Binders w/2 3/4" Spine, Holds 10 Per Shelf, Chart Rack, 4 Shelves, 3 Organizers, 30 Capacity, 58"H x 34 1/2"W x 17"D
- 260135 Large Cabinet Style Omnicart® For Binders w/2 3/4" Spine, Holds 15 Per Shelf, Chart Rack, 3 Shelves, 2 Organizers, 30 Capacity, 43 3/4"H x 49 3/4"W x 17"D
- 260140 Standard Cabinet Style Omnicart® For Binders w/2 3/4" Spine, Holds 10 Per Shelf, Chart Rack, 5 Shelves, 4 Organizers, 40 Capacity, 70"H x 34 1/2"W x 17"D
- 260145 Large Cabinet Style Omnicart® For Binders w/2 3/4" Spine, Holds 15 Per Shelf, Chart Rack, 4 Shelves, 3 Organizers, 45 Capacity, 55"H x 49 3/4"W x 17"D
- 260160 Large Cabinet Style Omnicart® For Binders w/2 3/4" Spine, Holds 15 Per Shelf, Chart Rack, 5 Shelves, 4 Organizers, 60 Capacity, 70"H x 49 3/4"W x 17"D
- 261508 Big Beam® Standard Cabinet Style Omnicart® For Binders w/3 1/2" spine, Holds 8 per Shelf, 3 Shelves, 1 Organizer, 8 Capacity, 43 3/4"H x 34 1/2"W x 17"D
- 261516 Big Beam® Standard Cabinet Style Omnicart® For Binders w/3 1/2" spine, Holds 8 per Shelf, 3 Shelves, 2 Organizers, 16 Capacity, 43 3/4"H x 34 1/2"W x 17"D
- 261524 Big Beam® Standard Cabinet Style Omnicart® For Binders w/3 1/2" spine, Holds 8 per Shelf, 4 Shelves, 3 Organizers, 24 Capacity, 55"H x 34 1/2"W x 17"D
- 261526 Big Beam® Standard Cabinet Style Omnicart® For Binders w/3 1/2" spine, Holds 8 per Shelf, 5 Shelves, 4 Organizers, 32 Capacity, 70"H x 34 1/2"W x 17"D
- 261530 Big Beam® Large Cabinet Style Omnicart® For Binders w/3 1/2" spine, Holds 8 per Shelf, 3 Shelves, 2 Organizers, 24 Capacity, 43 3/4"H x 49 3/4"W x 17"D
- 261536 Big Beam® Large Cabinet Style Omnicart® For Binders w/3 1/2" spine, Holds 8 per Shelf, 4 Shelves, 3 Organizers, 36 Capacity, 55"H x 49 3/4"W x 17"D
- 261548 Big Beam® Large Cabinet Style Omnicart® For Binders w/3 1/2" spine, Holds 8 per Shelf, 5 Shelves, 4 Organizers, 48 Capacity, 70"H x 49 3/4"W x 17"D



**OMNIMED BEAM® OMNICART® CABINET STYLE FLAT STORAGE RACKS**

Enhance your flat storage charting option by giving them a "furniture like" appearance. Fully enclosed top, side and back panels protect charts and promote record confidentiality. Standard racks are for binders with spine measurement to 2 3/4"; Big Beam® racks are for binders with spine measurement to 3 3/4".

- 264561 Cabinet Style Flat Storage Rack, 10 Chart Capacity, 10 Tier, 53"H x 14 3/8"W x 15"D
- 264562 Cabinet Style Flat Storage Rack, 20 Chart Capacity, 10 Tier, 53"H x 27 1/2"W x 15"D
- 264563 Cabinet Style Flat Storage Rack, 30 Chart Capacity, 10 Tier, 53"H x 41"W x 15"D
- 264564 Cabinet Style Flat Storage Rack, 40 Chart Capacity, 10 Tier, 53"H x 54 1/4"W x 15"D
- 264565 Cabinet Style Flat Storage Rack, 15 Chart Capacity, 15 Tier, 72 1/2"H x 14 3/8"W x 15"D
- 264566 Cabinet Style Flat Storage Rack, 30 Chart Capacity, 15 Tier, 72 1/2"H x 27 1/2"W x 15"D
- 264567 Cabinet Style Flat Storage Rack, 45 Chart Capacity, 15 Tier, 72 1/2"H x 41"W x 15"D
- 264568 Cabinet Style Flat Storage Rack, 60 Chart Capacity, 15 Tier, 72 1/2"H x 54 1/4"W x 15"D
- 264590 Big Beam® Cabinet Style Flat Storage Rack, 8 Chart Capacity, 8 Tier, 53"H x 14"W x 15"D
- 264591 Big Beam® Cabinet Style Flat Storage Rack, 16 Chart Capacity, 8 Tier, 53"H x 27 1/2"W x 15"D
- 264592 Big Beam® Cabinet Style Flat Storage Rack, 24 Chart Capacity, 8 Tier, 53"H x 41"W x 15"D
- 264593 Big Beam® Cabinet Style Flat Storage Rack, 32 Chart Capacity, 8 Tier, 53"H x 54 1/4"W x 15"D
- 264594 Big Beam® Cabinet Style Flat Storage Rack, 12 Chart Capacity, 12 Tier, 72 1/2"H x 14"W x 15"D
- 264595 Big Beam® Cabinet Style Flat Storage Rack, 24 Chart Capacity, 12 Tier, 72 1/2"H x 27 1/2"W x 15"D
- 264596 Big Beam® Cabinet Style Flat Storage Rack, 36 Chart Capacity, 12 Tier, 72 1/2"H x 41"W x 15"D
- 264597 Big Beam® Cabinet Style Flat Storage Rack, 48 Chart Capacity, 12 Tier, 72 1/2"H x 54 1/4"W x 15"D



**OMNIMED BEAM® OMNICART® CHART CAROUSEL**

Conserves valuable space at the nurse's station and offers convenient access to all patient/resident charts. Each tier independently rotates 360° and is uniquely designed to hold a maximum of thirty 1 1/2" or 2" top open and side open chart binders. Add optional Add-A-Tier units to increase storage capacity.

- 264610 Chart Carousel, Countertop Model, Single Tier, 30 Chart Capacity, 17 7/8"H x 36"W x 36"D
- 264611 Chart Carousel, Countertop Model, Double Tier, 60 Chart Capacity, 34"H x 36"W x 36"D
- 264615 Chart Carousel, Add-A-Tier, 30 Chart Capacity, 15"H x 36"W x 36"D



**OMNIMED BEAM® OMNISCART® CHART RACKS**

Features welded construction for added strength and durability, backed by a seven year guarantee to never need replacing. For vertical storage with capacities ranging from 5 to 60 charts, accommodating standard and Big Beam® binders in top and side open styles, these racks are ideal for hospital and long term care chart storage at the nurses station. 4" rubber silent rolling casters (2 with wheel locks) are supplied. Poly coated frames and organizers along with scratch and chip resistant vinyl clad steel shelves. Available in beige, gray or woodgrain finish. Shipped assembled and feature a cap shelf for additional storage. Accepts optional locking panels which enhance the appearance and provide lock and key access security to maintain patient confidentiality.

- 260001 Standard Omniscart® For Binders w/2 3/4" Spine, Holds 10 Ring Binders Per Shelf, Chart Rack, 3 Shelves, 1 Organizer, 10 Capacity, 43 3/4"H x 34 1/2"W x 17"D
- 260002 Standard Omniscart® For Binders w/2 3/4" Spine, Holds 10 Ring Binders Per Shelf, Chart Rack, 3 Shelves, 2 Organizers, 20 Capacity, 43 3/4"H x 34 1/2"W x 17"D
- 260003 Standard Omniscart® For Binders w/2 3/4" Spine, Holds 10 Ring Binders Per Shelf, Chart Rack, 4 Shelves, 3 Organizers, 30 Capacity, 55"H x 34 1/2"W x 17"D
- 260004 Standard Omniscart® For Binders w/2 3/4" Spine, Holds 10 Ring Binders Per Shelf, Chart Rack, 5 Shelves, 4 Organizers, 40 Capacity, 70"H x 34 1/2"W x 17"D
- 260007 Large Omniscart® For Binders w/2 3/4" Spine, Holds 15 Ring Binders Per Shelf, Chart Rack, 3 Shelves, 1 Organizer, 15 Capacity, 43 3/4"H x 49 3/4"W x 17"D
- 260008 Large Omniscart® For Binders w/2 3/4" Spine, Holds 15 Ring Binders Per Shelf, Chart Rack, 3 Shelves, 2 Organizers, 30 Capacity, 43 3/4"H x 49 3/4"W x 17"D
- 260009 Large Omniscart® For Binders w/2 3/4" Spine, Holds 15 Ring Binders Per Shelf, Chart Rack, 4 Shelves, 3 Organizers, 45 Capacity, 55"H x 49 3/4"W x 17"D
- 260010 Large Omniscart® For Binders w/2 3/4" Spine, Holds 15 Ring Binders Per Shelf, Chart Rack, 5 Shelves, 4 Organizers, 60 Capacity, 70"H x 49 3/4"W x 17"D
- 260012 Mini Omniscart® For Binders w/2 3/4" Spine, Holds 5 Ring Binders Per Shelf, Chart Rack, 3 Shelves, 1 Organizer, 5 Capacity, 43 3/4"H x 19"©W x 17"D
- 260013 Mini Omniscart® For Binders w/2 3/4" Spine, Holds 5 Ring Binders Per Shelf, Chart Rack, 3 Shelves, 2 Organizers, 10 Capacity, 43 3/4"H x 19"©W x 17"D
- 260014 Mini Omniscart® For Binders w/2 3/4" Spine, Holds 5 Ring Binders Per Shelf, Chart Rack, 4 Shelves, 3 Organizers, 15 Capacity, 55"H x 19"©W x 17"D
- 261207 Chart Rack Big Beam® Standard Omniscart® For Binders w/3 1/2" spine, 3 Shelves, 1 Organizer, 8 Capacity, 43 3/4"H x 34 1/2"W x 17"D
- 261214 Chart Rack Big Beam® Standard Omniscart® For Binders w/3 1/2" spine, 3 Shelves, 2 Organizers, 16 Capacity, 43 3/4"H x 34 1/2"W x 17"D
- 261221 Chart Rack Big Beam® Standard Omniscart® For Binders w/3 1/2" spine, 4 Shelves, 3 Organizers, 24 Capacity, 55"H x 34 1/2"W x 17"D
- 261228 Chart Rack Big Beam® Standard Omniscart® For Binders w/3 1/2" spine, 5 Shelves, 4 Organizers, 32 Capacity, 70"H x 34 1/2"W x 17"D
- 261311 Chart Rack Big Beam® Large Omniscart® For Binders w/3 1/2" spine, 3 Shelves, 1 Organizer, 12 Capacity, 43 3/4"H x 49 3/4"W x 17"D
- 261322 Chart Rack Big Beam® Large Omniscart® For Binders w/3 1/2" spine, 3 Shelves, 2 Organizers, 24 Capacity, 43 3/4"H x 49 3/4"W x 17"D
- 261333 Chart Rack Big Beam® Large Omniscart® For Binders w/3 1/2" spine, 4 Shelves, 3 Organizers, 36 Capacity, 55"H x 49 3/4"W x 17"D
- 261444 Chart Rack Big Beam® Large Omniscart® For Binders w/3 1/2" spine, 5 Shelves, 4 Organizers, 48 Capacity, 70"H x 49 3/4"W x 17"D



**OMNIMED BEAM® OMNISCART® FLAT STORAGE LOCKING PANELS**

Protect your patient charts from damage or disappearance and maintain record confidentiality. Color coordinated panels feature hinge mounting and heavy duty locks that are keyed alike for convenience. Specify color: beige, gray or woodgrain.

- 264598 Flat Storage Locking Panel For 53" High Racks
- 264599 Flat Storage Locking Panel For 72 1/2" High Racks



264420 264430

**OMNIMED BEAM® OMNISCART® FLAT STORAGE RACKS**

Universal design allows storage of top and side open chart binders in the same rack. Capacities range from 10-60 standard charts (spine measuring to 2 3/4") and from 8-48 Big Beam® charts (spine measuring to 3 1/2"). Welded steel frame and coated wire organizers. Organizers hold charts on slight angle for easy I.D. and retrieval. Specify color: beige, gray or woodgrain.

- 264410 Standard Flat Storage Rack, 10 Chart Capacity, 10 Tier, 53"H x 14 3/8"W x 15"D
- 264420 Standard Flat Storage Rack, 20 Chart Capacity, 10 Tier, 53"H x 27 1/2"W x 15"D
- 264430 Standard Flat Storage Rack, 30 Chart Capacity, 10 Tier, 53"H x 41"W x 15"D
- 264440 Standard Flat Storage Rack, 40 Chart Capacity, 10 Tier, 53"H x 54 1/4"W x 15"D
- 264515 Standard Flat Storage Rack, 15 Chart Capacity, 15 Tier, 72 1/2"H x 14 3/8"W x 15"D
- 264530 Standard Flat Storage Rack, 30 Chart Capacity, 15 Tier, 72 1/2"H x 27 1/2"W x 15"D
- 264545 Standard Flat Storage Rack, 45 Chart Capacity, 15 Tier, 72 1/2"H x 41"W x 15"D
- 264560 Standard Flat Storage Rack, 60 Chart Capacity, 15 Tier, 72 1/2"H x 54 1/4"W x 15"D
- 264580 Big Beam® Flat Storage Rack, 8 Chart Capacity, 8 Tier, 53"H x 14"W x 15"D
- 264581 Big Beam® Flat Storage Rack, 16 Chart Capacity, 8 Tier, 53"H x 27 1/2"W x 15"D
- 264582 Big Beam® Flat Storage Rack, 24 Chart Capacity, 8 Tier, 53"H x 41"W x 15"D
- 264583 Big Beam® Flat Storage Rack, 32 Chart Capacity, 8 Tier 53"H x 54 1/4"W x 15"D
- 264586 Big Beam® Flat Storage Rack, 12 Chart Capacity, 12 Tier, 72 1/2"H x 14"W x 15"D
- 264587 Big Beam® Flat Storage Rack, 24 Chart Capacity, 12 Tier, 72 1/2" x 27 1/2"W x 15"D
- 264588 Big Beam® Flat Storage Rack, 36 Chart Capacity, 12 Tier, 72 1/2"H x 41"W x 15"D
- 264589 Big Beam® Flat Storage Rack, 48 Chart Capacity, 12 Tier, 72 1/2"H x 54 1/4"W x 15"D





261031

261030

**OMNIMED BEAM® RETRACTABLE LOCKING PANELS**


Protect patient charts from disappearing or being damaged with optional locking panels for your vertical storage racks. Can be factory attached to any cabinet style rack to maintain patient confidentiality. Locking panels are keyed alike for convenience.

- 261031 Locking Panel Only For 49 3/4" Width Unit
- 261030 Locking Panel Only For 34 1/2" Width Unit

**OMNIMED BEAM® RETRO-FIT LOCKING PANEL AND ORGANIZER**

The Retro-Fit Locking Panel and Organizer is designed to provide customers that have already purchased Omnicarts with a convenient and economical method of locking and securing their patient/resident charts. Retro-Fit panels will all be keyed alike and are available in beige to match their Omnicart.

- 261035-BG Retro-Fit Locking Panel, Beige, used with 34 1/2"W 10 capacity per shelf chart racks
- 261036-BG Retro-Fit Locking Panel, Beige, used with 49 3/4"W 15 capacity per shelf chart racks
- 261038-BG Retro-Fit Locking Panel, Beige, used with 34 1/2"W 8 capacity per shelf (big beam) chart racks
- 261039-BG Retro-Fit Locking Panel, Beige, used with 49 3/4"W 12 capacity per shelf (big beam) chart racks



264003-10



264003-5

**OMNIMED BEAM® TABLE TOP STORAGE RACKS**

Sits on counter, shelf or desk. Beige, gray or woodgrain base with rubber feet. Organizer holds top and side opening ring binders, 9" x 12" spring loaded chartholders, clipboards, and file folders.

- 264003-10 Table Top Storage Rack, 10 Chart Capacity, 7 1/8"H x 32 1/4"W x 15"D
- 264003-15 Table Top Storage Rack, 15 Chart Capacity, 7 7/8"H x 47 5/8"W x 15"D
- 264003-5 Table Top Storage Rack, 5 Chart Capacity, 7 7/8"H x 16 7/8"W x 15"D



263810

263820

**OMNIMED BEAM® WHEELED CHART CARRIERS**

Mobile carrier for use with 9" x 12" aluminum or vinyl clad, spring loaded chartholders, 10 capacity per tier. Quick and easy transporting of charts. Ideal for making "rounds". Rotating lever locks chartholders in place. A turn of the handle releases locking mechanism. When removing or replacing chartholder, it is guided by rubber covered aluminum. Convenient bottom shelf. Anodized aluminum frame of heavy 1" diameter tubing. 3" ball bearing casters, 2 with locking brakes.

- 263810 Wheeled Chart Carrier, 10 Chart Capacity, 1 Tier, 13"W x 13"D x 37"H
- 263820 Wheeled Chart Carrier, 20 Chart Capacity, 2 Tier - 10 Tier, Side by Side, 23"W x 13"D x 37"H
- 263830 Wheeled Chart Carrier, 30 Chart Capacity, 3 Tier - 10 Tier, Side by Side, 33"W x 13"D x 37"H
- 263840 Wheeled Chart Carrier, 40 Chart Capacity, 4 Tier - 10 Tier, Side by Side, 43"W x 13"D x 37"H



**OMNIMED BEAM® CHART-LOK® CLOSURE**

Easy to use. Solves fallout problems, prevents record loss, and does not damage records. Mounts easily on all chart holders. Will not interfere with racks.

- 251101 Chart-Lok Closure, 10/pkg



**OMNIMED BEAM® CUSTOM POLY DIVIDER SETS**

Made of durable heavy gauge polyethylene plastic and feature eight point hot foil stamping, standard hold punching and are shipped collated and bulk packaged. Simply provide us the number of sets, tabs per set, top or side opening, title, position and color. Any position of these dividers can be factory die cut to hold four individual flags. Die cut dividers available in white only. Body copy and tab tumble printing available. 17 bold colors available: white, orange, red, green, yellow, gold, beige, medium blue, light blue, gray, clear, pink, peach, turquoise, lime, dusty rose and lavender.

- 220001 1 Tab/Set Divider Sets
- 220002 2 Tab/Set Divider Sets
- 220003 3 Tab/Set Divider Sets
- 220004 4 Tab/Set Divider Sets
- 220005 5 Tab/Set Divider Sets
- 220006 6 Tab/Set Divider Sets
- 220007 7 Tab/Set Divider Sets
- 220008 8 Tab/Set Divider Sets
- 220009 9 Tab/Set Divider Sets
- 220010 10 Tab/Set Divider Sets
- 220011 11 Tab/Set Divider Sets
- 220012 12 Tab/Set Divider Sets
- 220013 13 Tab/Set Divider Sets
- 220014 14 Tab/Set Divider Sets
- 220015 15 Tab/Set Divider Sets
- 220016 16 Tab/Set Divider Sets

Long Term Care/Home Health



**OMNIMED BEAM® ECONOMY CUSTOM PAPER DIVIDER SETS**

Made of heavy duty 100 lb white or buff index paper with clear mylar reinforced holes for durability. Side and top open styles printed in black ink on both sides. Collated and bulk packaged. 16 colors to choose from: white, gray, light blue, medium blue, dark blue, purple, pink, red, yellow, goldenrod, amber, orange, brown, light green, medium green, green.

- 221001 1 Tab/Set Divider Set
- 221002 2 Tab/Set Divider Set
- 221003 3 Tab/Set Divider Set
- 221004 4 Tab/Set Divider Set
- 221005 5 Tab/Set Divider Set
- 221006 6 Tab/Set Divider Set
- 221007 7 Tab/Set Divider Set
- 221008 8 Tab/Set Divider Set
- 221009 9 Tab/Set Divider Set
- 221010 10 Tab/Set Divider Set
- 221011 11 Tab/Set Divider Set
- 221012 12 Tab/Set Divider Set
- 221013 13 Tab/Set Divider Set
- 221014 14 Tab/Set Divider Set
- 221015 15 Tab/Set Divider Set



**OMNIMED BEAM® FLAG-IT® CHART SIGNAL SYSTEM**

Flags are manually raised and lowered as each patient's/resident's situation is addressed. Each Flag-It® sheet holds up to four flags. Choose from over 25 stock titles or customize to meet your exact specifications. Made of heavy gauge polyethylene and are available for top and side open chart styles. Can be incorporated into your chart divider tab set.

- 224102 Top Open Holder w/o tab
- 224104 Side Open Holder w/o tab
- 224130 Physician Orders Stat - Red
- 224131 Nurses to Check - Yellow
- 224132 Routine Orders - Green
- 224135 H & P Needed - Lt. Blue
- 224141 Physicians Orders - Red
- 224172 Doctor's Orders (Routine) - Green
- 224173 Doctor's Orders (Stat) - Red
- 224177 Doctor Please Sign Order - Gold
- 224180 (Check Mark) Medication Orders - Gold Flag
- 224181 Doctor Alert - Gold Flag
- 224182 Doctor's Orders - Red Flag
- 224183 Signature Needed - Orange Flag
- 224184 Medication Order - Red Flag
- 224185 Missed Medication - Gold Flag
- 224186 Missed Medication - Red Flag
- 224187 New Orders - Red Flag
- 224188 NPO/Hold - Pink Flag
- 224189 Nurse's Alert - Yellow Flag
- 224190 P.R.N. Given - Lt. Blue Flag
- 224191 P.R.N. Given - Pink Flag
- 224192 Re-Order Medication - Orange Flag
- 224193 Signature Needed - Yellow Flag
- 224195 Unusual Hour Drug - Green Flag
- 224196 Unusual Hour Administration - Gold Flag



**OMNIMED BEAM® FLAG-IT® SPINE SIGNAL**

Immediately alerts nursing and physician personnel of additional patient charting needs. Tabs easily slide from blank to reveal one or all five highly visible color coded windows (red, yellow, blue, orange and green). Made of high-impact plastic. Available with spring clip for binder use or with pressure sensitive tape for other applications.

- 224125 5 Color Alert, 1 1/2" x 2 1/4" w/spine clip
- 224126 5 Color Alert, 1 1/2" x 2 1/4" w/pressure sensitive tape



**OMNIMED BEAM® METAL CHARGE PLATE HOLDER**

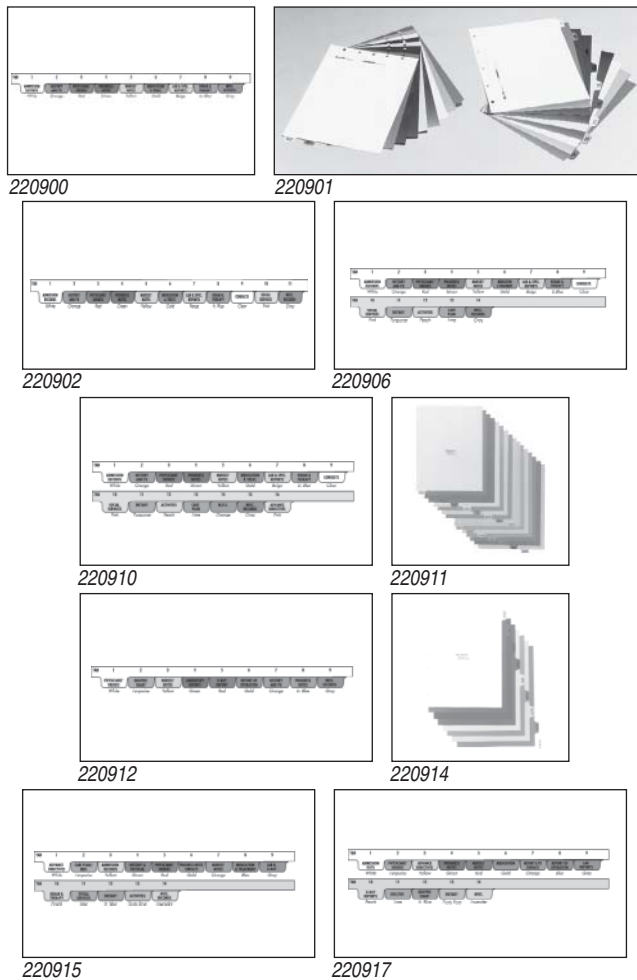
Conveniently secures the patient/resident charge card where it is needed most...on the chart. Holder is factory attached. Specify position.

- 251185 Metal Charge Plate Holder, Factory Attached

**OMNIMED BEAM® PLASTIC SHEET PROTECTORS**

Heavy gauge clear plastic construction with heat sealed seams. Designed to protect important patient records and information.

- 251141 Plastic Sheet Protector, 2 Pocket For Side Opening Binders, 8 3/4" x 5" Pocket
- 251143 Plastic Sheet Protector, 2 Pocket For Top Opening Binders, 8 3/4" x 5" Pocket
- 251146 Plastic Sheet Protector, 1 Pocket For Side Opening Binders, 8 3/4" x 11" Pocket
- 251147 Plastic Sheet Protector, 1 Pocket For Top Opening Binders, 8 3/4" x 11" Pocket
- 251161 Plastic Sheet Protector, 1 Pocket Opens at Side For Side Opening Binders, 8 1/4" x 11" Pocket
- 251162 Plastic Sheet Protector, 1 Pocket Opens at Side For Top Opening Binders, 8 1/4" x 11" Pocket



220900

220901

220902

220906

220910

220911

220912

220914

220915

220917

**OMNIMED BEAM® PREPRINTED POLY DIVIDER SETS**

Complete choice of side opening preprinted styles. All dividers are foil hot-stamped. Side open are 7 hole punched, top open are 5 hole punched, collated and wrapped. Compatible with other charting systems. Made of heavy gauge polyethylene plastic. Virtually indestructible and easily wiped clean.

- 220900 Side Open Chart Dividers w/9 preprinted tabs
- 220901 Top Open Chart Dividers w/9 preprinted tabs
- 220902 Side Open Chart Dividers w/11 preprinted tabs
- 220903 Top Open Chart Dividers w/11 preprinted tabs
- 220906 Top Open Chart Dividers w/14 preprinted tabs
- 220907 Side Open Chart Dividers w/14 preprinted tabs
- 220910 Side Open Chart Dividers w/16 preprinted tabs
- 220911 Top Open Chart Dividers w/16 preprinted tabs
- 220912 Side Open Chart Dividers w/9 preprinted tabs
- 220913 Top Open Chart Dividers w/9 preprinted tabs
- 220914 Side Open Chart Dividers w/14 preprinted tabs
- 220915 Top Open Chart Dividers w/14 preprinted tabs
- 220916 Side Open Chart Dividers w/14 preprinted tabs
- 220917 Top Open Chart Dividers w/14 preprinted tabs



**OMNIMED BEAM® TYVEK® CUSTOM DIVIDER SETS**

Virtually rip-proof! Ideal for intermediate application use. Available in side and top open styles, and feature colorful mylar coated tabs, black ink printing on both sides and square corners. Collated and bulk packaged. 16 colors to choose from: clear, gray light blue, medium blue, dark blue, purple, pink, red, yellow, goldenrod, amber, orange, brown, light green, medium green and green.

- 222001 1 Tab/Set Divider Set
- 222002 2 Tab/Set Divider Set
- 222003 3 Tab/Set Divider Set
- 222004 4 Tab/Set Divider Set
- 222005 5 Tab/Set Divider Set
- 222006 6 Tab/Set Divider Set
- 222007 7 Tab/Set Divider Set
- 222008 8 Tab/Set Divider Set
- 222009 9 Tab/Set Divider Set
- 222010 10 Tab/Set Divider Set
- 222011 11 Tab/Set Divider Set
- 222012 12 Tab/Set Divider Set
- 222013 13 Tab/Set Divider Set
- 222014 14 Tab/Set Divider Set
- 222015 15 Tab/Set Divider Set



6220

6221

**HARLOFF LONG TERM CARE TREATMENT CART**

Comes with 4 shelves with 4 standard bins, 1 shelf with 4 deep bins, and 1 storage tub on roll-out shelf. Dual flush-folding utility doors with Velcro® strips to hold doors open. Key lock with slam-lock feature, supplied with two keys. Ball-bearing full extension drawer slides on bottom tub shelf. Unibody steel construction. 5" sealed ball bearing premium casters, all full swivel, 2 with brake. Removable plastic top. Corner bumpers. Powder coat finish available in 12 colors.

- 6220 41.5"H x 32"W x 22"D Treatment Cart
- 6221 44.5"H x 38.5"W x 22"D Treatment Cart w/stainless steel top rail/push handle, 2 gallon waste container & 3 gallon sharps container & bracket

**HARLOFF MEDICATION BINS AND MED CART DRAWER ACCESSORIES**

- 40442 3.5" Medication Bin
- 40446 5" Medication Bin
- 40612 Replacement Row Dividers For Optimal & Standard Series Punchcard Carts
- 40616 Patient Card Divider For All Punchcard Medication Carts
- 640346 Exchange Basket For Optimal & Standard Series Punchcard Carts, Capacity of up to 33 Cards
- 640616 Patient Card Divider, Pack of 25
- 680510E Med Box Drawer Divider Set, Economy Med Cart
- 680513 Bin Dividers For 3.5" Medication Bins, 10/pk
- 680515 Bin Dividers For 5" Bins, 10/pk
- 680533 Perf Labels For 3.5" Bins, 10 Labels/Sheet, 10 Sheets
- 680535 Perf Labels For 5" Bins, 10 Labels/Sheet, 10 Sheets

**HARLOFF SHELVES AND ACCESSORIES**

- 680301 Side Mounted Drop Shelf For Classic & E-Series Only, 17.5" x 15"
- 680302 Side Mounted Drop Shelf w/o lip For Classic & E-Series Only
- 680305 Suction Unit Holder w/corner bumpers
- 680306 Side Mounted Drop Shelf, Heavy Duty
- 680308 Suction Unit Holder For Model 6411 Cart
- 680310 Tall Aluminum Overhead Monitor Support Set (shelves sold separately)
- 680310FI Tall Aluminum Overhead Monitor Support Set For Field Installation
- 680311 Short Aluminum Overhead Monitor Support Set (shelves sold separately)
- 680311FI Short Aluminum Overhead Support Set For Field Installation
- 680312 14" Overhead Monitor Shelf
- 680313 20" Overhead Monitor Shelf
- 680314 Stainless Steel 14" Overhead Monitor Shelf
- 680315 20" Overhead Monitor Shelf, Stainless Steel
- 680317 Rubber Mat For Shelf Surface
- 680318 Hold Down Strap for Monitor Shelf
- 68032 Adjustable Overhead Shelf w/accessory bar
- 680321 Standard Defibrillator Shelf, 12"D x 20"L (inside dimensions)
- 680322 Deep Defibrillator Shelf, 14.62"D x 16.12" (inside dimensions)
- 68121 Internal Adjustable Shelf For Classic & E-Series Only
- 68122 Roll-Out Shelf For Classic & E-Series Only
- 68122UPG Upgrade to Rollout Adjustable Shelf for 6807 Cabinet, replace 68121



3826MAW



3902MAW

**LAKESIDE HOMED MEDICAL STORAGE CABINETS**

- 3824MAW Cabinet, 2 Shelves - 1 Fixed & 1 Adjustable, 12"D x 30"W x 30"H, 2 Clear Acrylic Windows, Cut Key Lock, Autumn White
- 3826MAW Cabinet, 2 Shelves - 1 Fixed & 1 Adjustable, 12"D x 24"W x 26"H, 2 Clear Acrylic Windows, Cut Key Lock, Autumn White
- 3902MAW Cabinet, 3 Shelves - 1 Fixed & 2 Adjustable, 30"H x 30"W x 10"D, 22 Gauge, Spring Clip Door Latch, Wall-Mount Option, High Security Cam Lock, Autumn White
- 6030MAW Cabinet, 3 Shelves - 1 Fixed & 2 Adjustable, 30"W x 18"D x 60"H, Peg Holes on Doors, Inside Hangers, Securely Lockable, Baked Enamel Finish, Autumn White
- 6035MAW Cabinet, 4 Adjustable Shelves, 30"W x 18"D x 60"H, Peg Holes on Doors, Inside Hangers, Securely Lockable, Baked Enamel Finish, Autumn White

**MJM HYDRATION/ICE CARTS "800" SERIES**

40 qt. ice chest. Ice scoop. Pull out storage tub. Storage shelf. Ergonomic push/pull handles. All casters are double wall reinforced with schedule 40 1" PVC. Single wheel heavy duty zinc plated casters (3" x 1 1/4") come with removable bolt/nut for easy maintenance. All casters have threaded stem for extra security and safety. Casters will not fall/pull out with normal use.

- 810 Hydration/Ice Cart w/skirt, Cover Panels and 48qt Ice Chest
- 820 Hydration/Ice Cart w/extra shelf
- 800-5 Refreshment Cooler Cart, w/slide out storage tray, 5 gallon Cooler
- 805 Hydration/Ice Cart
- 820-TOP Hydration/Ice Cart w/extra shelf and canopy standard mesh
- 830 Hydration/Ice Cart, 48qt Ice Chest, 5 gallon Water Cooler, w/skirt cover and panels
- 831 Hydration/Ice Cart, 48qt Ice Chest, 5 gallon Water Cooler, w/skirt cover panels and canopy standard mesh
- 835 Hydration Cart w/three 5 gallon Water Coolers
- 835-SP-P Side Panels for Model 835 print mesh
- 835-SP-S Side Panels for Model 835 standard mesh
- TOP-P Top/Canopy for Model 810 and 820 print

**Accessories**

- TOP Top/Canopy For 810 & 820, Mesh



**PAPERPAK ATTENDS® BRIEFS 10 CLASSIC STYLE**

Outperforms competitive products by providing superior leakage protection and skin wellness. Rapid Lock System™, technically superior design, translates into better resident outcomes, less nursing time, less waste, and lower overall facility costs. Micropore topsheet ensures fastest possible fluid acquisition. Latex free.

- BRCL1000 Youth (up to 28") Briefs, 96/cs
- BRCL1010 Small (20"-31") Briefs, 24/bg, 4 bg/cs
- BRCL1020 Medium (23"-44") Briefs, 24/bg, 4 bg/cs
- BRCL1025 Regular (34"-56") Briefs, 24/bg, 4 bg/cs
- BRCL1030 Large (45"-58") Briefs, 24/bg, 4 bg/cs
- BRCL1040 X-Large (58" & up) Briefs, 24/bg, 3 bg/cs



**PAPERPAK ATTENDS® BRIEFS 10 EASY-FIT TAPES**

Outperforms competitive products by providing superior leakage protection and skin wellness. Easy-Fit Tapes™, new innovative refastening system, allows repositioning of tapes without tearing brief. Rapid Lock System™, technically superior design, translates into better resident outcomes, less nursing time, less waste, and lower overall facility costs. Soft non-woven topsheet offers added skin comfort. Latex free.

- BREZ1010 Small (20"-31") Briefs, 24/bg, 4 bg/cs
- BREZ1020 Medium (32"-44") Briefs, 24/bg, 4 bg/cs
- BREZ1025 Regular (34"-56") Briefs, 24/bg, 4 bg/cs
- BREZ1030 Large (45"-58") Briefs, 18/bg, 4 bg/cs
- BREZ1040 X-Large (58" & up) Briefs, 18/bg, 4 bg/cs



**PAPERPAK ATTENDS BRIEFS™ 10 RETAIL HHC WAISTBAND STYLE**

Superior acquisition speed (leakage control) and skin dryness. Soft stretchable waistband. White color poly backsheet for added discretion during wear. Three tape tabs for better fastening flexibility.

- BRW102044 Medium (32"-44") Retail Briefs, 22/bg, 2 bg/cs
- BRW102088 Medium (32"-44") Home Healthcare Briefs, 22/bg, 4 bg/cs
- BRW103036 Large (45"-58") Retail Briefs, 18/bg, 2 bg/cs
- BRW103072 Large (45"-58") Home Healthcare Briefs, 18/bg, 4 bg/cs

**PAPERPAK ATTENDS® BRIEFS 10 WAISTBAND STYLE**

Outperforms competitive products by providing superior leakage protection and skin wellness. Total void (bladder/bowel). Patented Perma-Dry™ technology offers performance and skin protection attributes not usually experienced at this tier. Hygard® super-absorbent polymers. Soft non-woven topsheet offers added skin comfort.

- 68452 Retail Medium (32"-44") Briefs w/convenient handled bags, 22/bg, 2 bg/cs
- 68453 Retail Large (45" & up) Briefs w/convenient handled bags, 18/bg, 2 bg/cs



**PAPERPAK ATTENDS® BRIEFS 8**

Provides excellent acquisition rate. Patented Perma-Dry™ technology offers performance and skin protection attributes not usually experienced at this tier. Soft non-woven topsheet offers added skin comfort. Latex free.

- BR0820 Medium (32"-44") Briefs, 24/bg, 4 bg/cs
- BR0825 Regular (34"-56") Briefs, 24/bg, 4 bg/cs
- BR0830 Large (45"-58") Briefs, 24/bg, 4 bg/cs
- BR0840 X-Large (58" & up) Briefs, 24/bg, 3 bg/cs



**PAPERPAK ATTENDS® BRIEFS 9**

Provides excellent acquisition rate, dryness, and leakage control. Soft non-woven topsheet offers added skin comfort. Latex free.

- BR0920 Medium (32"-44") Briefs, 24/bg, 4 bg/cs
- BR0930 Large (45"-58") Briefs, 18/bg, 4 bg/cs
- BR0940 X-Large (58" & up) Briefs, 18/bg, 4 bg/cs



**PAPERPAK ATTENDS® BRIEFS 9 EASY-FIT TAPES**

Provides excellent acquisition rate, dryness, and leakage control. Easy-Fit Tapes™, new innovative refastening system, allows repositioning of tapes without tearing brief. Soft non-woven topsheet offers added skin comfort. Latex free.

- BREZ0920 Medium (32"-44") Briefs, 24/bg, 4 bg/cs
- BREZ0925 Regular (34"-56") Briefs, 24/bg, 4 bg/cs
- BREZ0930 Large (45"-58") Briefs, 18/bg, 4 bg/s
- BREZ0940 X-Large (58"-63") Briefs, 18/bg, 4 bg/cs



**PAPERPAK ATTENDS® PULL-ONS 7™ BRIEFS**

Provides superior comfort and leakage protection. Leakage barriers give added defense for preventing leakage. Colored stitching indicates front. Latex free.

- APP0720 Medium (26"-40") Briefs, 20/bg, 4 bg/cs
- APP0730 Large (35"-56") Briefs, 18/bg, 4 bg/cs
- APP0740 X-Large (56"-65") Briefs, 14/bg, 4 bg/cs



SP0400



SP0500



SP0600



SP0700



SP0800



SP0900

**PAPERPAK ATTENDS® SHAPED PADS**

Anatomically shaped pads with PermaDry™ core technology are designed to provide effective leakage protection for moderate to heavy incontinence. Adhesive tapes.

- SP0400 Shaped Pad 4, Unisize, 30/bg, 4 bg/cs
- SP0500 Shaped Pad 5, Unisize, 30/bg, 4 bg/cs
- SP0600 Shaped Pad 6, Unisize, 30/bg, 4 bg/cs
- SP0700 Shaped Pad 7, Unisize, 24/bg, 4 bg/cs
- SP0800 Shaped Pad 8, Unisize, 24/bg, 4 bg/cs
- SP0900 Shaped Pad 9, Unisize, 18/bg, 4 bg/cs

## PAPERPAK CONFIDENCE® FITTED BRIEFS

Soft, non-woven topsheet provides good dryness comparable to competition.

B2012AC	Medium (32"-44") Plus+ Fitted Briefs, 12/bg, 8 bg/cs
B2510AC	Regular (34"-56") Plus+ Fitted Briefs, 10/bg, 8 bg/cs
B3512AC	Large (45"-48") Plus+ Fitted Briefs, 12/bg, 6 bg/cs
B4012AC	X-Large (58"-63") Plus+ Fitted Briefs, 12/bg, 5 bg/cs
BP2012AC	Medium (32"-44") Premium Plus+ Fitted Briefs, 12/bg, 8 bg/cs
BP2510AC	Regular (34"-56") Premium Plus+ Fitted Briefs, 10/bg, 8 bg/cs
BP3512AC	Large (45"-58") Premium Plus+ Fitted Briefs, 12/bg, 6 bg/cs
BP4012AC	X-Large (58"-63") Premium Plus+ Fitted Briefs, 12/bg, 5 bg/cs
BRNU20	Medium (32"-44") Fitted Briefs, 24/bg, 4 bg/cs
BRNU20HC	Medium (32"-44") Fitted Briefs, 12/bg, 8 bg/cs
BRNU25	Regular (34"-56") Fitted Briefs, 24/bg, 4 bg/cs
BRNU25HC	Regular (34"-56") Fitted Briefs, 102/bg, 8 bg/cs
BRNU30	Large (45"-58") Fitted Briefs, 24/bg, 4 bg/cs
BRNU30HC	Large (45"-58") Fitted Briefs, 12/bg, 6 bg/cs
BRNU40	X-Large (58" & up) Fitted Briefs, 24/bg, 4 bg/cs
BRNU40HC	X-Large (58"-638") Fitted Briefs, 12/bg, 5 bg/cs

## PAPERPAK CONFIDENCE® WINGFOLD BRIEFS

A fluff pad with side tapes for use as an underpad or non-fitted brief. Soft, non-woven facing promotes healthier skin. Moderate absorbency.

WBF-10T/10	23" x 36" Briefs, 10/pkg, 10 pkg/cs
------------	-------------------------------------

## PAPERPAK SECURELY YOURS™ STRETCH BRIEFS

Part of pad system with Attends Shaped Pads. The soft stretch mesh part is ideal for discreet incontinence protection.

SB-100	Stretch Brief, Purple Band, Unisize, 50/bg, 2 bg/cs
SB-100/2	Stretch Brief, Purple Band, Unisize, 2/bg, 50 bg/cs
SBXL-100	Stretch Brief, Green Band, X-Large, 100/cs
SBXL-100/2	Stretch Brief, Green Band, X-Large, 2/bg, 50 bg/cs

## PRINCIPLE BUSINESS TRANQUILITY ADJUSTABLE BELTED UNDERGARMENT

Belted undergarment for both male and female. Adjustable, self-gripping straps fit waists up to 58". Flexenders, extra-long self-gripping strap fit waists 58"-78". Wetness indicator. No buttons.

2150	Adjustable Undergarment, Up To 58", 17.6oz. Capacity, 30/pk, 4 pk/cs
------	--



## PRINCIPLE BUSINESS TRANQUILITY ALL-THROUGH-THE-NIGHT DISPOSABLE BRIEFS

Extraordinary capacities that allow users to sleep all night uninterrupted by garment changes without compromising skin safety. Kufguards, fecal barrier, provide extra protection. Wetness indicator. Peach mat construction. Soft Lycra® leg gathers.

2183	Youth Adult Brief, 18" to 26", 18.5oz. Capacity, 10/pk, 10 pk/cs
2184	Small Adult Brief, 24" to 32", 22.2oz. Capacity, 10/pk, 10 pk/cs
2185	Medium Adult Brief, 32" to 44", 27.5oz. Capacity, 12/pk, 8 pk/cs
2186	Large Adult Brief, 45" to 58", 33oz. Capacity, 12/pk, 8 pk/cs
2187	X-Large Adult Brief, 56" to 64", 37oz. Capacity, 12/pk, 6 pk/cs



## PRINCIPLE BUSINESS TRANQUILITY BARIATRIC BRIEF

The comfort stretch panels allow for a tailored comfortable fit. The peach mat construction guarantees superior absorption and excellent retention capacity, plus odor reduction, skin dryness and comfort. The volume-sensitive wetness indicator tells when capacity has been reached. Fecal barriers and a refastenable tape tab system are also special features.

2190	Bariatric Brief, 64" to 84", 37oz. Capacity, 8/pk, 4 pk/cs
------	--



## PRINCIPLE BUSINESS TRANQUILITY SLIMLINE® DISPOSABLE BRIEFS

Maximum capacity for fluid retention. Volume-sensitive wetness indicator tells when full capacity has been reached. Refastenable tape tabs.

2120	Small Adult Brief, 24" to 32", 12.7oz. Capacity, 10/pk, 10 pk/cs
2122	Medium Adult Brief, 32" to 44", 20.4oz. Capacity, 12/pk, 8 pk/cs
2132	Large Adult Brief, 45" to 58", 21.04oz. Capacity, 12/pk, 8 pk/cs
2134	X-Large Adult Brief, 56" to 64", 23.7oz. Capacity, 12/pk, 6 pk/cs
2166	Youth Adult Brief, 18" to 26", 10.9oz. Capacity, 10/pk, 10 pk/cs
2112	Junior Brief, 28-42lbs, 10.2oz. Capacity, 12/bg, 10 bg/cs



## KENDALL SLIP-ON UNDERGARMENTS

Styled with the look and fit of regular underwear, with a comfortable waistband and easy pull-on style that eliminates the need for buttons, straps or tapes. Contain Poly-Fresh super-absorbent polymer for maximum fluid retention while reducing odor and keeping wetness away from skin. Soft, cloth-like facing and backing provide comfort, dignity and discrete protection for active individuals. Blue dryness strip for optimum skin protection. Feature a tear-away side seam on the waistband for quick and easy garment changes. One size fits all.

1500A	Undergarments, 14/bg, 6 bg/cs
1505A	Undergarments, 24/bg, 4 bg/cs

## KENDALL SURECARE BELTED UNDERGARMENT

Belted and adhesive styles both provide polymer-assisted fluid retention in a discrete fit. Buttoned belts are extra wide for a snug and secure fit. SURETYS features include a soft, breathable topsheet, blue dryness strip and a quiet cloth-like backing.

21267	Belted Undergarment, Super Absorbency, 30/bg, 4 bg/cs
-------	---



1605



1615

**KENDALL SURECARE PROTECTIVE UNDERWEAR**

Underwear-like for better quality of life. Tear away sides for easy removal. Cloth-like moisture barrier products against leaks to keep clothing dry. Super-absorbent polymer for added protection and odor control.

- 1205 Surecare Protective Underwear Sabs Med, 72/cs
- 1215 Surecare Protective Underwear Sabs Lg, 64/cs
- 1602 Surecare Protective Underwear, Small/Medium 34" - 46", 40/cs
- 1603 Surecare Protective Underwear, Large 44" - 64", 36/cs
- 1605 Protective Underwear, Medium (34"-46"), 4 Green Stands Band Color, Regular Absorbency, 20/bg, 4 bg/cs
- 1615 Protective Underwear, Large (44"-54"), 4 Blue Stands Band Color, Regular Absorbency, 18/bg, 4 bg/cs
- 1625 Protective Underwear, X-Large (48"-66"), 7 Blue Stands Band Color, Regular Absorbency, 14/bg, 4 bg/cs
- 1645 Surecare Protective Underwear, X-Large 3/14's, 42/cs



**KENDALL WINGS CHOICE PLUS ADULT BRIEFS**

Feature padded wings for greater comfort and absorbency. Full absorbent mat brief is designed for persons restricted by total incontinence, with leg gathers for superior fit and containment. Poly-Fresh super-absorbent polymer provides maximum absorbency. Extra soft stay-dry facing and moisture-proof backing enhance patient comfort. Oversized tape tabs provide a secure fit. Blue dryness strip for optimum skin protection. Diamond and linear embossing provides maximum pad stability and utilization.

- 60031 Youth Briefs, (20" to 31", 23"L), Green, 12/bg, 8 bg/cs
- 60032 Adult Briefs, Small (20"-31", 26.5"L), Peach, 12/bg, 8 bg/cs
- 60033 Adult Briefs, Medium (32"-44"), White, 12/bg, 8 bg/cs
- 60034 Adult Briefs, Large (45"-58"), Blue, 12/bg, 6 bg/cs
- 60035 Adult Briefs, X-Large (59"-64"), Beige, 10/bg, 6 bg/cs



**KENDALL WINGS CLASSIC ADULT BRIEFS**

Full fit design provides complete coverage and maximum absorbency. Features include breathable topsheet, Poly-Fresh super-absorbent polymer, blue dryness strip and extra fluff in the wing areas. Odor reducing agent.

- 60001 Youth Briefs, (20" to 31", 23"L), Green, 12/bg, 8 bg/cs
- 60002 Adult Briefs, Small (20" to 31", 26.5"L), Peach, 12/bg, 8 bg/cs
- 60003 Adult Briefs, Medium (32"-44"), White, 12/bg, 8 bg/cs
- 60004 Adult Briefs, Large (45"-58"), Blue, 12/bg, 8 bg/cs
- 60010 Adult Briefs, X-Large (59"-64"), Beige, 12/bg, 8 bg/cs

**TRIAD INCONTINENT CLEANSERS**

Aloe enriched and pH balanced helps heal damaged or irritated skin. Spray directly on the skin or apply to skin with a warm cloth. It gently cleans the skin of fecal matter and other bodily fluids. The active ingredient in the No-Rinse cleanser is a strong antiseptic, recognized as an effective anti-microbial for incontinent skin care.

- 10-9508 Cleanser, 8 oz, 12/cs
- 10-9528 Cleanser, Gallon (packaged w/4 empty 8 oz bottles & 1 pump), 4/cs
- 10-9608 No-Rinse Cleanser, 8 oz, 12/cs
- 10-9628 No-Rinse Cleanser, Gallon (packaged w/4 empty 8 oz bottles & 1 pump), 4/cs

**KIMBERLY-CLARK DEPEND™ FITTED BRIEFS**

- 19754 Fitted Briefs, Hips 33" to 41", Medium, 22/pkg, 4 pkg/cs
- 19098 Fitted Brief, Medium (Hips 26" - 41") Bulk Pack, 80/cs
- 19099 Fitted Brief, Large (Hips over 42") Bulk Pack, 64/cs



**KIMBERLY-CLARK DEPEND™ OVERNITE BRIEFS**

Provides maximum leakage protection with gentle elastic at the waist and legs, allowing them to be pulled on and off for toileting, and providing better protection when lying down. Six tapes make it easy for caregivers and patients to put on and take off the briefs. Absorb-Loc™ protection locks the liquid into a gel to help prevent leakage and to keep patient's skin dry.

- 19740 Overnight Briefs, Medium, 20/pkg, 4 pkg/cs



**KIMBERLY-CLARK DEPEND™ UNDERGARMENTS**

Elastic legs offer a strong buttonhole closure to the straps for security and elastic for better fit and containment.

- 19640 Extra Absorbency Undergarments, Elastic Leg, 30/pkg, 4 pkg/cs
- 19643 Extra Absorbency Undergarments, Straps by VELCRO™, 28/pkg, 4 pkg/cs
- 19656 Regular Absorbency Undergarments, Elastic Leg, 36/pkg, 4 pkg/cs
- 19696 Extra Absorbency Undergarments, Elastic Leg, 120/cs



**KIMBERLY-CLARK DEPENDS™ BRIEFS**

- 19317 Maximum Protection LG (16), 64/cs



21800



21801


**KIMBERLY-CLARK GOODNITES® UNDERPANTS**

Stretchable waist and sides for a comfortable fit. Discreet, cloth-like outer cover looks and feels like underwear. Thin, absorbent pad quickly draws wetness away from skin. Leak guards for all-night protection.

- 21800 Small/Medium Boys Jumbo Underpants, 17/pk, 4 pk/cs
- 21801 Small/Medium Girls Jumbo Underpants, 17/pk, 4 pk/cs
- 21802 Large/X-Large Boys Jumbo Underpants, 13/pk, 4 pk/cs
- 21803 Large/X-Large Girls Jumbo Underpants, 13/pk, 4 pk/cs



19066



19562



19564



19566

**KIMBERLY-CLARK POISE™ PADS**

Features: outstanding protection for light/moderate loss of bladder control; blue dry-touch layer; specially designed, super absorbent core; gently raised center for a close, custom fit; soft side shields curve the pad for a better fit and help stop leaks; adhesive strip & individually wrapped.

- 19066 Depends® Guards For Men, 14/pk, 6 pk/cs
- 19562 Regular Absorbency Pads, 22/pk, 6 pk/cs
- 19564 Long Extra Absorbency Pads, 20/pk, 6 pk/cs
- 19566 Extra Plus Absorbency Pads, 16/pk, 6 pk/cs
- 19595 Extra Absorbency Pads, Patient Pack, Long, 72/pkg, 4 pkg/cs
- 19600 Extra Plus Absorbency Pads, 60/pkg, 4 pkg/cs
- 19592 Regular Absorbency, Bulk, 80/pk, 4 pk/cs

**DURO-MED BETTY KAY® INCONTINENT PANTY**

Non-binding elastic on waist and legs. Hidden leakproof pouch. 100% polyester. Pant includes one pad.

- 560-7081-6822 Medium (6/7) Incontinent Panty
- 560-7082-6823 Large (8/9) Incontinent Panty
- 560-7083-6824 X-Large (10/11) Incontinent Panty
- 560-7083-6825 XX-Large (12/13) Incontinent Panty

**Accessories**

- 560-7086-1900 Reusable Pads, 4" x 11", 3/pk

**DURO-MED INCONTINENT PANTS & LINERS**

Made of 100% plasticized nylon tricot. Waterproof. Elasticized waist and leg bands. Rustproof snaps. All edges are nylon-bound to prevent skin irritation. Machine washable and boilable.

- 560-7024-9712 Super Absorbent Disposable Liners, 7" x 18", 25/bg, 12 bg/cs
- 560-7040-9708 Stress Protectors Disposable Liners, 4 1/2" x 14", 25/bg, 8 bg/cs



**DYNAREX DISPOSABLE PANT LINERS**

Highly absorbent for affordable, effective protection of clothing and bed linen with adhesive strip to hold liner in place

- 1335 4" x 11" Pant Liners, 25/bg, 10 bg/cs
- 1336 6" x 17" Pant Liners, 25/bg, 10 bg/cs



**KENDALL CURITY MATERNITY PADS**

Provides exceptional softness, comfort and absorbency for postpartum care, with a unique moisture barrier that helps prevent strike-through and an innovative fluid dispersement system that promotes maximum absorbency.

- 2022 Maternity Pad, 12/bg, 24 bg/cs

**KENDALL CURITY SLEEPPANTS YOUTH PANTS**

For older children and teens suffering from bed-wetting. Leg gathers, leak barriers and super-dry core provide overnight protection. Plain white, cloth-like backsheet looks and feels like underwear, providing discrete, comfortable fit.

- 70073 Unisex Youth Pants, Medium, 45-65 lb, 17/bg, 4 bg/cs
- 70074 Unisex Youth Pants, Large, 65-85 lb, 14/bg, 4 bg/cs
- 70075 Unisex Youth Pants, X-Large, 85-125 lb, 14/bg, 4 bg/cs

**KENDALL HANDI-CARE PAD AND PANT SYSTEM**

Liners are designed with a slim silhouette that is undetectable under regular clothing. Stay-dry facing encourages a healthier skin environment and double adhesive strip on the moisture-proof backing holds liner securely in place. Liners are available in four sizes and three absorbency levels. Available with POLY-FRESH super-absorbent polymer for improved dryness and skin protection. Reusable cotton pants have elastic waist and leg bands for improved comfort and fit, and a snap-open front panel for easy pad changes.

- 1530 Garment Liner, 4 1/2" x 14", Light Absorbency, 25/bg, 5 bg/cs
- 635 Garment Liner, 7" x 17", Moderate Absorbency, 25/bg, 8 bg/cs
- 689 Reusable Washable Cotton Pants, Small, 22" - 28", Orange Strip, 12/cs
- 691 Reusable Washable Cotton Pants, Medium, 30" - 36", White Strip, 12/cs
- 694 Reusable Washable Cotton Pants, Large, 38" - 44", Blue Strip, 12/cs
- 698 Reusable Washable Cotton Pants, X-Large, 46" - 52", Green Strip, 12/cs
- 699 Reusable Washable Cotton Pants, XX-Large, 54" - 58", Black Strip, 12/cs
- 931B24 Garment Liner, 10" x 24", Heavy Absorbency, 24/bg, 6 bg/cs
- 965B20 Garment Liner, 6 1/2" x 17", Light Absorbency, 20/bg, 10 bg/cs





**KENDALL MAXICARE BELTLESS UNDERGARMENTS**

One size fits all. Contains Poly-Fresh super-absorbent polymer for maximum dryness.

- 1058 Belted Undergarments, Super Absorbency, 30/bg, 4 bg/cs
- 171B10 Belted Undergarments, Super Absorbency, 10/bg, 12 bg/cs
- 181B30 Beltless Undergarments, Extra Absorbency, 30/bg, 4 bg/cs



**KENDALL PRESENCE BLADDER CONTROL PADS**

Effective yet discrete protection for light incontinence control, with the look of a feminine hygiene product and the increased capacity of an incontinence product. Contain a high concentration of Poly-Fresh super-absorbent polymer to ensure dryness. Feature a cloth-like facing, a soft, noiseless backing and elastic leg gathers for a better fit. Individually sealed with a durable wrapper that doubles as a disposal device.

- 1100B22 Bladder Control Pads, 3 1/2" x 10", Regular Absorbency, 22/bg, 6 bg/cs
- 1110B20 Bladder Control Pads, 3 1/2" x 11", Super Absorbency, 20/bg, 6 bg/cs
- 1120B16 Bladder Control Pads, 4 1/2" x 12 3/4", Super Plus Absorbency, 16/bg, 6 bg/cs



**KENDALL UNIGARD INSERT PAD**

- 6426 6 1/2" x 17" Insert Pad, Adhesive Strip, White, 100/cs



**KENDALL VERSALON PERI-PAD**

Appropriate as postpartum or vaginal dressings or for light incontinence containment.

- 1380 3" x 11" Regular Pad, 12/bg, 24 bg/cs
- 1580 2 3/4" x 11" Winged Pad, 20/bg, 12 bg/cs

**KENDALL WINGS PAD AND PANT SYSTEM**

Two-part absorbency system is available in three levels of protection. Contoured shape, padded wing areas, and elastic leg gathers provide effective and convenient protection for ambulatory residents. Pads are designed to be worn either with the SIMPLICITY Mesh Pants or similar control undergarments. Contains POLY-FRESH super-absorbent polymer for maximum dryness.

- 6596B22 Pads, Regular, Blue, 22/bg, 4 bg/cs
- 6597B20 Pads, Day Plus, Yellow, 20/bg, 4 bg/cs
- 6598B24 Pads, Night Super, Green, 24/bg, 2 bg/cs


**KIMBERLY-CLARK DEPEND® PROTECTIVE UNDERWEARE**

- 19067 Super Absorbency, X-Large (48" - 64" Waist), 16/pk, 4 pk/cs
- 19166 Super Absorbency, Small-Medium (28" - 40" Waist), 18/pk, 4 pk/cs
- 19167 Super Absorbency, Large (38" - 50" Waist), 16/pk, 4 pk/cs
- 19259 Extra Absorbency, Small-Medium (28" - 40" Waist), 20/pk, 4 pk/cs
- 19272 Extra Absorbency, Large (38" - 50" Waist), 18/pk, 4 pk/cs

**LEW JAN BRIEFS**

Reusable.

- M31-FBBLG-TA Birdseye Briefs, 2 Ply, 100% Cotton, Fitted Style, Large, 34"-46" Waist, Tan, 3 dz/cs
- M31-FBBME-PK Birdseye Briefs, 2 Ply, 100% Cotton, Fitted Style, Medium, 30"-40" Waist, Pink, 3 dz/cs
- M31-FBBSM-WH Birdseye Briefs, 2 Ply, 100% Cotton, Fitted Style, Small, 26"-34" Waist, White, 3 dz/cs
- M31-FBBXL-BL Birdseye Briefs, 2 Ply, 100% Cotton, Fitted Style, X-Large, 38"-52" Waist, Blue, 3 dz/cs
- M31-SBBLG-TA Birdseye Briefs, 2 Ply, 100% Cotton, Shaped Style, Large, 32"-48" Waist, Tan, 3 dz/cs
- M31-SBBME-PK Birdseye Briefs, 2 Ply, 100% Cotton, Shaped Style, Medium, 26"-42" Waist, Pink, 3 dz/cs
- M31-SBBSM-WH Birdseye Briefs, 2 Ply, 100% Cotton, Shaped Style, Small, 20"-36" Waist, White, 3 dz/cs
- M31-SBBSXL-BL Birdseye Briefs, 2 Ply, 100% Cotton, Shaped Style, X-Large, 36"-54" Waist, Blue, 3 dz/cs
- M32-FBILG-TA Ibx Briefs, 1 Ply, 80% Cotton/20% Polyester, Fitted Style, Large, 34"-46" Waist, Tan, 3 dz/cs
- M32-FBIME-PK Ibx Briefs, 1 Ply, 80% Cotton/20% Polyester, Fitted Style, Medium, 30"-40" Waist, Pink, 3 dz/cs
- M32-FBISM-WH Ibx Briefs, 1 Ply, 80% Cotton/20% Polyester, Fitted Style, Small, 26"-34" Waist, White, 3 dz/cs
- M32-FBIXL-BL Ibx Briefs, 1 Ply, 80% Cotton/20% Polyester, Fitted Style, X-Large, 38"-52" Waist, Blue, 3 dz/cs
- M32-SBILG-TA Ibx Briefs, 1 Ply, 80% Cotton/20% Polyester, Shaped Style, Large, 32"-48" Waist, Tan, 3 dz/cs
- M32-SBIME-PK Ibx Briefs, 1 Ply, 80% Cotton/20% Polyester, Shaped Style, Medium, 26"-42" Waist, Pink, 3 dz/cs
- M32-SBISM-WH Ibx Briefs, 1 Ply, 80% Cotton/20% Polyester, Shaped Style, Small, 20"-36" Waist, White, 3 dz/cs
- M32-SBIXL-BL Ibx Briefs, 1 Ply, 80% Cotton/20% Polyester, Shaped Style, X-Large, 36"-54" Waist, Blue, 3 dz/cs



**PAPERPAK ATTENDS® INSERT PADS**

Micropore topsheet ensures fastest possible fluid acquisition. Adhesive patch for a secure fit in underwear. Latex free.

- BST0192 3.75" x 11.5" Booster Pad, 24/bg, 8 bg/cs
- IP0300 3.75" x 11.5" Light Insert Pad, 24/bg, 8 bg/cs
- IP0400 Insert Pad 4, Unisize, 144/cs

**PAPERPAK ATTENDS® LINERS**

Designed for both incontinence and maternity recovery. Soft, comfortable, and absorbent.

- GH-2 4.5" x 14" Incontinence Liner, 6/bg, 24 bg/cs

**PAPERPAK ATTENDS® UNDERGARMENTS 6 BELTED STYLE**

Rapid Lock System™, a technological innovation, designed with a unique combination of Micropore, Perma-Dry™ and Hugard® polymer. Soft non-woven topsheet offers added skin comfort. Leg gathers for a body-contoured fit. Wide, comfortable, reusable belts. Latex free.

- BU0600 Belted Undergarment (up to 54"), 30/bg, 4 bg/cs

**PAPERPAK SECURELY YOURS™ OBSTETRICAL PADS**

Absorbent fibers provide excellent protection and superior strength, while soft, permeable spunbond-facing assures greater patient comfort.

- 81101 3" x 11" Garment Liner/Maternity Recovery, 12/bg, 24 bg/cs
- OBNS-211 11" OB Pad, Non-Sterile, 12/bg, 24 bg/cs
- OBNS-411 11" OB Pad, Non-Sterile, Individually Wrapped 12/bg, 24 bg/cs
- OBNS-811 11" OB Pad w/adhesive strip, Non-Sterile, 12/bg, 24 bg/cs
- OBNS-911 9" OB Pad w/adhesive strip, Non-Sterile, 12/bg, 24 bg/cs
- OBS-311 11" OB Pad, Sterile, Individually Wrapped, 12/bg, 24 bg/cs

**PRINCIPLE BUSINESS SELECT® DISPOSABLE ABSORBENT UNDERWEAR**

Allows an active person to enjoy daily activities. Users will find it easy to pull up and down, just like regular underwear, allowing for normal toileting. Featuring a full rise waist panel, ample fabric allows for a better fit; top can be folded over for custom fit. "Rustle-free" and more discreet under clothing; the softer, breathable cloth like fabric with non-binding security provides greater comfort. Front and back motion and inner leg cuffs to help prevent leakage. Tear away side seams for easy removal. Compressed packaging with a "side dispenser" that neatly dispenses one product at a time.

- 2603 Youth Select DAU, 17" - 28" w/h, 65-85lbs, 24/bg, 4bg/cs
- 2604 Small Select DAU, 22" - 36" w/h, 80-125lbs, 22/bg, 4bg/cs
- 2605 Medium Select DAU, 34" - 48" w/h, 80-125lbs, 20/bg, 4bg/cs
- 2606 Large Select DAU, 44" - 54" w/h, 170-210lbs, 18/bg, 4bg/cs
- 2607 X-Large Select DAU, 48" - 66" w/h, 210+lbs, 14/bg, 4bg/cs

**PRINCIPLE BUSINESS TRANQUILITY HIGH CAPACITY PAD**

Superior fluid retention with no leakage. Fluted channel core containing super absorbent polymers. Rapid absorption to maintain skin dryness. Quicker urine neutralization prevents skin breakdown. Excellent odor control.

- 2020A High Capacity Pad w/tails, 18" x 4", 11oz. Capacity, 20/bg, 5 bg/cs
- 3022 High Capacity Pad w/adhesive, 14" x 4", 9.6oz. Capacity, 25/bg, 10 bg/cs

**PRINCIPLE BUSINESS TRANQUILITY REGULAR TRIMSHIELD PAD**


Superior absorbency with no leakage. Fluted channel core containing super absorbent polymers. Adhesive strip holds pad securely in place. Can be worn in regular underwear. Rapid absorption to maintain skin dryness. Quicker urine neutralization prevents skin breakdown. Excellent odor control.

- 3037 Pad, 11.75" x 3", 6.7oz. Capacity, 25/bg, 5 bg/cs

**PRINCIPLE BUSINESS TRANQUILITY SLIMLINE® FITTED LINER**

Beltless undergarments for use in regular underwear. Adhesive strip holds liner in place.


- 2078 Adult Liner, 24" by 8", 15.5oz. Capacity, 30/pk, 4 pk/cs
- 3094 Youth Liner, 21" x 8", 10.1oz. Capacity, 30/bg, 5 bg/cs



**PRINCIPLE BUSINESS TRANQUILITY TOPLINER™ CONTOUR LINER**

An absorbency booster for disposable briefs or undergarments. Excellent for absorption of unusually large voids or where loose stool from liquid diets is a concern. Adds an additional 13.5 ounces of capacity to the host garment.

- 3096 Contour Liner for Briefs, 21.5" x 14", 13.6oz. Capacity, 12/pk, 10 pk/cs



**PRINCIPLE BUSINESS TRANQUILITY TOPLINER™ PAD**

An absorbency booster for use with any disposable brief or undergarment when extra protection is needed for skin safety and uninterrupted sleep. The additional 8.5 ounces also helps to prevent leakage resulting in less laundry. Adhesive strip for secure placement.

- 2070 Pad For Briefs, 14" x 4", 8.7oz. Capacity, 25/pk, 8 pk/cs

**PRINCIPLE BUSINESS TRANQUILITY TRISHIELD PAD JUST FOR MEN**

Anatomically designed cutout for male use. Superior absorbency with no leakage. Fluted channel core containing super absorbent polymers. Adhesive strip holds pad securely in place. Can be worn in regular underwear. Rapid absorption to maintain skin dryness. Quicker urine neutralization prevents skin breakdown. Excellent odor control.

- 3045 Pad, 14" x 4", 9.6oz. Capacity, 25/bg, 5 bg/cs

**SABEE SPECIALTY PADS & LINERS**

- 120053 10" x 24" Adult Liner w/adhesive strip, Poly White, Spunbound, 12/pk, 6 pk/cs
- 120054 7" x 17" Adult Liner w/adhesive strip, Poly White, Spunbound, 20/pk, 10 pk/cs
- 120392 23" x 36" Underpad, Breathable Air Flow, Heavy Fluff/Polymer, Poly White, Spunbound, 5/pk, 12 pk/cs

**LEW JAN DIAPERS**

Reusable. Made in USA. One ply 7.5 oz polyester/rayon soaker. One ply vinyl knit barrier.

M21-P2435-SW	Birdseye Diapers, 2 Ply, 100% Cotton, Pin-Type, Small, 24" x 35", Fits Waist Up To 45", White Vinyl, 3 dz/cs
M21-P2735-SP	Birdseye Diapers, 2 Ply, 100% Cotton, Pin-Type, Medium, 27" x 35", Fits Waist Up To 48", Pink Vinyl, 3 dz/cs
M21-P3035-ST	Birdseye Diapers, 2 Ply, 100% Cotton, Pin-Type, Large, 30" x 35", Fits Waist Up To 55", Tan Vinyl, 3 dz/cs
M21-S2435-SW	Birdseye Diapers, 2 Ply, 100% Cotton, Snap-Type, Small, 24" x 35", Fits Waist 30"-42", White Vinyl, 3 dz/cs
M21-S2735-SP	Birdseye Diapers, 2 Ply, 100% Cotton, Snap-Type, Medium, 27" x 35", Fits Waist 32"-46", Pink Vinyl, 3 dz/cs
M21-S3035-ST	Birdseye Diapers, 2 Ply, 100% Cotton, Snap-Type, Large, 30" x 35", Fits Waist 36"-54", Tan Vinyl, 3 dz/cs
M21-S3335-SG	Birdseye Diapers, 2 Ply, 100% Cotton, Snap-Type, Large, 33" x 35", Fits Waist 42"-58", Tan Vinyl, 3 dz/cs
M22-P2435-SW	Ibex Diapers, 1 Ply, 80% Cotton/20% Polyester, Pin-Type, Small, 24" x 35", Fits Waist Up To 45", White Vinyl, 3 dz/cs
M22-P2735-SP	Ibex Diapers, 1 Ply, 80% Cotton/20% Polyester, Pin-Type, Medium, 27" x 35", Fits Waist Up To 48", Pink Vinyl, 3 dz/cs
M22-P3035-ST	Ibex Diapers, 1 Ply, 80% Cotton/20% Polyester, Pin-Type, Large, 30" x 35", Fits Waist Up To 55", Tan Vinyl, 3 dz/cs
M22-S2435-SW	Ibex Diapers, 1 Ply, 80% Cotton/20% Polyester, Snap-Type, Small, 24" x 35", Fits Waist 30"-42", White Vinyl, 3 dz/cs
M22-S2735-SP	Ibex Diapers, 1 Ply, 80% Cotton/20% Polyester, Snap-Type, Medium, 27" x 35", Fits Waist 32"-46", Pink Vinyl, 3 dz/cs
M22-S3035-ST	Ibex Diapers, 1 Ply, 80% Cotton/20% Polyester, Snap-Type, Large, 30" x 35", Fits Waist 36"-54", Tan Vinyl, 3 dz/cs

**BARD FCD™ FECAL CONTAINMENT DEVICE**

Provides a method for managing fecal incontinence. Remains securely attached to ambulatory patients. Kit contains collection bag, closure clip, drainage bag adapter, powder adhesive and adhesive remover. Single-use, non-sterile.

190011	Fecal Containment Device w/adhesive solution, 25/cs
--------	---

**HARLOFF FOOD SERVICE CART**

All stainless steel construction. Full wrap-around vinyl bumper. Stainless steel top rail/push handle. Cart is delivered with wheels installed; accessories require user installation. Ball-bearing full extension drawer slides. Adjustable cabinet shelf. Hospital grade 6 socket electrical outlet with 15 ft cord and cord wrap. Toaster hood (9701). Contained corner for pots and pitchers. Pull-out shelf for tray preparation. 5" sealed ball-bearing premium casters, all full swivel, two with brake, one directional.

9701	Breakfast Buffet Cart, Stainless Steel w/toaster hood, 64"H x 48"W x 22"D
9702	Breakfast Buffet Cart, Stainless Steel w/o toaster hood, 45.5"H x 48"W x 22"D

**NETWORK SERVICES FOAM CUPS**

177040	6 oz. Foam Cup (Dart), 25 cups/bg, 40 bg/cs
177060	8 oz. Foam Cup (Dart), 25 cups/bg, 40 bg/cs
194030	6 oz. Plastic Lid (Dart), 100 lids/bg, 10 bg/cs
194040	8 oz. Plastic Lid (Dart), 100 lids/bg, 10 bg/cs

**NETWORK SERVICES PLASTIC CUTLERY**

405020	Mediumweight Fork, PolyPro, White (Dixie), 1000/cs
405021	Mediumweight Knife, PolyPro, White (Dixie), 1000/cs
405022	Mediumweight Teaspoon, PolyPro, White (Dixie), 1000/cs
405210	Mediumweight Teaspoon, PolyPro, White (Dart), 1000/cs
405211	Mediumweight Fork, PolyPro, White (Dart), 1000/cs
405212	Mediumweight Knife, PolyPro, White (Dart), 1000/cs
405260	Mediumweight Fork, PolyPro, White (Tyco), 1000/cs
405261	Mediumweight Teaspoon, PolyPro, White (Tyco), 1000/cs
405262	Mediumweight Knife, PolyPro, White (Tyco), 1000/cs
405480	Mediumweight Knife, PolyPro, White (Polar), 1000/cs
405481	Mediumweight Fork, PolyPro, White (Polar), 1000/cs
405482	Mediumweight Teaspoon, PolyPro, White (Polar), 1000/cs
405490	Lightweight Knife, Styrene, White (Polar), 1000/cs
405491	Lightweight Fork, Styrene, White (Polar), 1000/cs
405492	Lightweight Spoon, Styrene, White (Polar), 1000/cs
405608	Mediumweight Spoon, PolyPro, White (Jet), 1000/cs
405609	Mediumweight Fork, PolyPro, White (Jet), 1000/cs
405610	Mediumweight Knife, PolyPro, White (Jet), 1000/cs
413500	Lightweight Wrapped Kits, Fork, 10" x 10" Napkin, 5 3/4" Straw (Solo), 1000/cs
413550	Mediumweight Wrapped Kits, Styrene, Fork, Knife, Teaspoon (Dixie), 250/cs
413560	Mediumweight Wrapped Kits, Polypropylene, Fork, Knife, Teaspoon (Jet), 250/cs

**POLAR WARE ICE CREAM SCOOPS**

Easy-to-clean 304 stainless steel bowls and dishwasher-safe, polypropylene handles. Color-coded. Smooth thumb action.

T7306	Portion Size 6 Scoop, Fluid oz Capacity 4.75, White
T7308	Portion Size 8 Scoop, Fluid oz Capacity 3.88, Gray
T7310	Portion Size 10 Scoop, Fluid oz Capacity 3.13, Ivory
T7312	Portion Size 12 Scoop, Fluid oz Capacity 2.75, Green
T7316	Portion Size 16 Scoop, Fluid oz Capacity 2.13, Blue
T7320	Portion Size 20 Scoop, Fluid oz Capacity 1.88, Yellow
T7324	Portion Size 24 Scoop, Fluid oz Capacity 1.50, Red
T7330	Portion Size 30 Scoop, Fluid oz Capacity 1.13, Black
T7340	Portion Size 40 Scoop, Fluid oz Capacity 0.63, Orchid

**POLAR WARE KITCHEN SPOONS**

Constructed entirely of heavy duty, 18-8 304 stainless steel for extra long service life.

T1211	11" Spoon w/solid bowl
T1213	13" Spoon w/solid bowl
T1215	15" Spoon w/solid bowl
T1311	11" Spoon w/perforated bowl
T1313	13" Spoon w/perforated bowl
T1315	15" Spoon w/perforated bowl
T1411	11" Spoon w/slotted bowl
T1413	13" Spoon w/slotted bowl
T1415	15" Spoon w/slotted bowl
T1513	13" Spoon w/solid bowl & plastic handle
T1523	13" Spoon w/perforated bowl & plastic handle
T1533	13" Spoon w/slotted bowl & plastic handle
T5109	21" Spoon w/solid bowl



**POLAR WARE MIXING/SOLUTION BOWLS**

Tapered sides and rounded bead design make these basins ideal for storing and pouring. Stainless steel.

- 12A 7/8 Qt, 6 5/8" x 2 1/2" Mixing Bowl
- 18A 1 5/8 Qt, 8 1/8" x 3" Mixing Bowl
- 22A 3 Qt, 9 3/4" x 4" Mixing Bowl
- 26A 5 Qt, 11 7/8" x 4 1/2" Mixing Bowl
- 30A 6 3/4 Qt, 12 3/4" x 5 1/4" Mixing Bowl
- 32A 8 Qt, 13 5/16" x 5 7/16" Mixing Bowl
- 40A 13 1/2 Qt, 16 1/4" x 6" Mixing Bowl

**POLAR WARE SILVERWARE CYLINDERS**

- T100P Plastic Silverware Cylinder, White, 4 7/16" x 5 7/16"
- T100S Stainless Steel Silverware Cylinder, 4 5/8" x 5 5/8"

**POLAR WARE TUMBLERS**

Stainless steel.

- T2107 7 oz Tumbler, 2 7/8" x 3 1/8"

**TIDI CUP DISPENSERS**

- 9246 Adjustable Cup Dispenser, Chrome, 3 or 5 oz.

**MEDICAL NUTRITION PRO-STAT™ LIQUID PROTEIN SUPPLEMENT**

Enhances nutritional status and promotes wound healing. Highest concentration of protein in the smallest serving amount. 15g protein per 30mL (1 fl oz) serving. Ready-to-use. Ideal for administration via gastric and naso-gastric feeding tubes. Can also be used as a food fortifier. Shelf stable, no refrigeration necessary.

- 10064 Pro-Stat 64 Liquid Supplement, 32 fl oz, Wild Cherry, 6/cs
- 10101 Pro-Stat 101 Liquid Supplement, 32 fl oz, Wild Cherry, 6/cs
- 10064-U Pro-Stat 64 Liquid Supplement, 1 oz, Wild Cherry, 48/bx, 4bx/cs
- 10101-U Pro-Stat 101 Liquid Supplement, 1 oz, Wild Cherry, 48/bx, 4bx/cs
- 10121 Pro-Stat 121 Liquid Supplement, 32 fl oz w/pump dispenser, Wild Cherry, 6/cs. Pumps/6 pack
- 10121-U Pro-Stat 121 Liquid Supplement, 1 oz, Wild Cherry, 48/bx, 4bx/cs
- 10150 Pro-Stat 150 Liquid Supplement, 32fl oz, Neutral Flavor, 6/cs
- 10150-U Pro-Stat 150 Liquid Supplement, 1 oz, Neutral Flavor, 48/bx, 4bx/cs
- 20064 Pro-Stat 64 Liquid Supplement, 32 fl oz, Butter Pecan, 6/cs
- 20101 Pro-Stat 101 Liquid Supplement, 32 fl oz, Butter Pecan, 6/cs
- 20121 Pro-Stat 121 Liquid Supplement, 32 fl oz w/pump dispenser, Butter Pecan, 6/cs. Pumps/6 pack
- 30064 Pro-Stat 64 Liquid Supplement, 32fl oz, Orange Mist, 6/cs
- 30101 Pro-Stat 101 Liquid Supplement, 32fl oz, Orange Mist, 6/cs
- PSP Pump Dispenser For Pro-Stat™ 121, 6/pk



**NESTLE ADDITIONS™ CALORIE & PROTEIN FOOD ENHANCER**

A quick dissolving, neutral flavored powder that can be added to a wide variety of hot foods and beverages to provide extra calories and protein. It is a convenient and easy way to use regular food as a source of supplemental nutrition for individuals who cannot eat enough to meet their nutritional needs. Additions can be used as an alternative to liquid oral supplements. Adds 100 calories and 6 grams of high quality protein to prepared foods. Lactose-free, cholesterol-free, gluten-free, low sodium.

- 9871617170 Additions™, Unflavored, 947g, 50 servings/canister, 4 canister/cs



**NESTLE CARNATION® INSTANT BREAKFAST**

A milk-based oral supplement for those who require additional nutrition in conjunction with their regular diet. A nutritious beverage for all age groups. When mixed with lowfat milk, it provides a well-balanced nutritional supplement and the fresh, wholesome flavor enhances compliance. Rich in calcium and iron.

- 5000053052 Carnation® Instant Breakfast, Variety Pack, 10 single serve envelopes/bx, 6 bx/cs
- 5000055502 Carnation® Instant Breakfast, French Vanilla, Bulk Pack, 1 lb 3.68 oz Bag, 8/cs
- 5000048650 Strawberry Sensation, 1.26oz envelopes, 10-count envelope pack, 6pk/bx
- 5000053032 Rich Milk Chocolate, 1.26oz envelopes, 10-count envelope pack, 6pk/bx
- 5000053062 Classic French Vanilla, 1.26oz envelopes, 10-count envelope pack, 6pk/bx
- 798716338882 CIB Lactose Free Vanilla, 250mL, 24/cs
- 798716338905 CIB Lactose Free Chocolate, 250mL, 24/cs (9871617101)
- 798716338929 CIB Lactose Free Strawberry, 250mL, 24/cs
- 798716338967 CIB Lactose Free Plus Chocolate, 250mL, 24/cs
- 798716338981 CIB Lactose Free Plus Strawberry, 250mL, 24/cs
- 798716339001 CIB Lactose Free VHC Vanilla, 250mL, 24/cs (9871617182)
- 798716389402 CIB Lactose Free Plus Vanilla, 250mL, 24/cs (9871617150)



798716339032 798716339056

**NESTLE CARNATION® INSTANT BREAKFAST JUICE DRINK**

798716339032 CIB Juice Drink Orange, 163mL, 24/cs  
 798716339056 CIB Juice Drink Sweet Berry, 163mL, 24/cs



798716239097 798716339070

**NESTLE CARNATION® INSTANT BREAKFAST JUNIOR WITH FIBER**

A great tasting, nutritionally complete oral supplement specifically designed for children 1-10.

798716239097 CIB Jr. Chocolate Flavored, 250mL, 24/cs  
 798716339070 CIB Jr. Vanilla Flavored, 250mL, 24/cs



**NESTLE CARNATION® NO SUGAR ADDED INSTANT BREAKFAST**

A reduced-calorie milk-based oral supplement for those who require a calorie or carbohydrate-restricted diet. A nutritious beverage for pediatrics through geriatrics. When mixed with lowfat milk, it provides a well-balanced nutritional supplement and the fresh, wholesome flavor enhances compliance. Rich in calcium and iron.

5000054042 Carnation® No Sugar Added Instant Breakfast, Creamy Milk Chocolate, 8 single-serve envelopes/bx, 8 bx/cs  
 5000054082 Carnation® No Sugar Added Instant Breakfast, Variety Pack, 8 single-serve envelopes/bx, 8 bx/cs  
 5000055982 Carnation® No Sugar Added Instant Breakfast, French Vanilla, 8 single-serve envelopes/bx, 8 bx/cs



9871616280 9871616283

**NESTLE CRUCIAL® COMPLETE ELEMENTAL DIET**

A ready-to-use complete or supplemental tube feeding diet specifically formulated for easy digestion and absorption by critically ill patients. Formulated to meet the complex nutritional needs of patients suffering from trauma, major surgery, hypermetabolism, burns, malabsorption, head injury and chronic pressure ulcers. May also be useful as a dual feeding with TPN or as a transition diet from TPN. UltraPak® System is packaged in a pre-filled, non air-dependent closed system to reduce set-up time, minimize the potential for bacterial contamination, decrease waste, and provide the flexibility of a hang time of up to 48 hours. High caloric density. 25% of calories from protein. 1000 mL provides 15 grams of arginine, 7.2 grams of naturally occurring glutamine, and 10.8 grams of glutamic acid. Includes a lipid blend of marine oil, MCT, and soy oil. 50% MCT and 50% LCT facilitates fat absorption. Elevated levels of Beta-Carotene, Vitamin A, Vitamin C, and Zinc. Moderate osmolality. Meets or exceeds 100% of the RDI for 23 key vitamins and minerals in 1000 mL. Lactose-free, gluten-free, low-residue.

9871616280 Crucial®, Unflavored, 250 mL Cans, 24/cs  
 9871616283 Crucial®, UltraPak® System, 1000 mL Bags, 6/cs



**NESTLE F-A-A™ FREE AMINO ACID DIET**

A low fat, nutritionally complete, 100% free amino acid diet, with the safety and convenience of a liquid formulation. Requires minimal digestive capabilities and is formulated for patients with severely impaired gastrointestinal function. Low-fat, providing only 10% of the total calories as fat. Can be used as a tube feeding or an oral supplement. Meets or exceeds 100% RDI for 16 key vitamins and minerals in 1000 mL. Lactose-free, gluten-free, low-residue.

9871618197 F-A-A™ Free Amino Acid Diet, Unflavored, 250 mL Cans, 24/cs



**NESTLE FLAVOR PACKETS**

Flavoring systems enhance oral supplement compliance.

9871616400 Variety Flavor Pack Contains Chocolate Deluxe, Orange Dream, French Vanilla, Cappuccino & Irish Cream, 4g Packets, 24/cs  
 9871616401 Single Flavor Pack, Chocolate Deluxe, 4g Packets, 24/cs  
 9871616402 Single Flavor Pack, Orange Dream, 4g Packets, 24/cs  
 9871616410 For Kids Variety Flavor Pack Contains Chocolate Deluxe, Orange Dream, French Vanilla, Bubble Gum & Banana Cream, 4g Packets, 24/cs  
 9871616420 Extra Strength Variety Flavor Pack Contains Cherry, Grape & Lemonade, 4g Packets, 24/cs



**NESTLE MODULEN™ IBD COMPLETE NUTRITION**

An oral supplement providing complete nutrition and designed specifically for people with Crohn's disease. Specially manufactured to retain a naturally occurring growth factor that may be useful in reducing inflammation. 25% MCT and 75% LCT enhances fat absorption. Low osmolality. Lactose-free, gluten-free, low residue.

9871618180 Modulen™ Powder, 400g/canister, 12 canisters/cs



9871616210



9871616350

**NESTLE NUTREN® 1.0 LIQUID NUTRITION**

Can be used for complete or supplemental nutrition support. An ideal short- or long-term tube feeding for patients with normal protein and calorie requirements. UltraPak® System is packaged in a prefilled non air-dependent closed system to reduce set-up time, minimize the potential for bacterial contamination, decrease waste, and provide the flexibility of a hang time of up to 48 hours. Isotonic improve tolerance. Contains 25% of fat source as MCT. Contains canola oil. Contains taurine, carnitine, and ultra trace minerals. Meets 100% of the RDI for most vitamins and minerals in 1500 mL. Lactose-free, gluten-free, low-residue.

- 9871616210 Nutren® 1.0, Vanilla, 250 mL Cans, 24/cs
- 9871616219 Nutren® 1.0, Unflavored, 250 mL Cans, 24/cs
- 9871616350 Nutren® 1.0, UltraPak® System, 1000 mL Bags, 6/cs
- 9871616351 Nutren® 1.0, UltraPak® System, 1500 mL Bags, 4/cs



9871616056



9871616352

**NESTLE NUTREN® 1.0 WITH FIBER LIQUID NUTRITION**

Can be used for complete or supplemental nutrition support for patients requiring dietary management of diarrhea or constipation. An ideal short-or long-term tube feeding for patients with normal protein and calorie requirements. UltraPak® System is packaged in a prefilled non air-dependent closed system to reduce set-up time, minimize the potential for bacterial contamination, decrease waste, and provide the flexibility of a hang time of up to 48 hours. 14 grams of dietary fiber. Isotonic for improved tolerance. Contains 25% of fat source as MCT to enhance absorption. Contains canola oil. Contains taurine, carnitine, and ultra trace minerals for long-term feeding requirements. Meets or exceeds 100% of the RDI for most key vitamins and minerals in 1500 mL. Lactose-free, gluten-free.

- 9871616055 Nutren® 1.0 w/fiber, Unflavored, 250 mL Cans, 24/cs
- 9871616056 Nutren® 1.0 w/fiber, Vanilla, 250 mL Cans, 24/cs
- 9871616352 Nutren® 1.0 w/fiber, UltraPak® System, 1000 mL Bags, 6/cs
- 9871616353 Nutren® 1.0 w/fiber, UltraPak® System, 1500 mL Bags, 4/cs



9871616220



9871616354

**NESTLE NUTREN® 1.5 HIGH CALORIE LIQUID NUTRITION**

Can be used for complete or supplemental nutrition support. An ideal short- or long-term tube feeding for patients with increased caloric requirements and/or a fluid restriction. The MCT/LCT ratio is 50:50 to facilitate fat absorption and tube feeding tolerance. UltraPak® System is packaged in a prefilled non air-dependent closed system to reduce set-up time, minimize the potential for bacterial contamination, decrease waste, and provide the flexibility of a hang time of up to 48 hours. Moderate osmolality for improved tolerance. Contains canola oil to provide desirable. Contains taurine, carnitine, and ultra trace minerals. Meets or exceeds 100% for the RDI for 21 key vitamins and minerals in 1000 mL. Lactose-free, gluten-free, low-residue.

- 9871616220 Nutren® 1.5, Vanilla, 250 mL Cans, 24/cs
- 9871616229 Nutren® 1.5, Unflavored, 250 mL Cans, 24/cs
- 9871616354 Nutren® 1.5, UltraPak® System, 1000 mL Bags, 6/cs
- 9871616355 Nutren® 1.5, UltraPak® System, 1500 mL Bags, 4/cs



**NESTLE NUTREN® 2.0 CALORICALLY DENSE LIQUID NUTRITION**

Can be used for complete or supplemental nutrition support. An ideal short- or long-term tube feeding for patients with very high caloric requirements and/or a severe fluid restriction. The MCT:LCT ratio is 75:25 to facilitate fat absorption and tube feeding tolerance. High-calorie for very high caloric requirements. Contains canola oil. Contains taurine, carnitine, and ultra trace minerals. Meets or exceeds 100% of the RDI for 21 key vitamins and minerals in 750 mL. Lactose-free, gluten-free, low-residue.

9871616230 Nutren® 2.0, Vanilla, 250 mL Cans, 24/cs



798716123907



798716123907

**NESTLE NUTREN® GLYTROL NUTRITION SUPPORT**

A balanced nutritional formula which meets the Dietary Guidelines of the American Diabetes Association for patients requiring blood glucose control. The unique carbohydrate blend includes amylose starch and a mixture of soluble and insoluble fibers. MCT constitutes approximately 20% of the fat source, with the remainder as high-oleic safflower oil and canola oil to provide a diet high in MUFA. UltraPak® System is packaged in a prefilled, non air-dependent closed system to reduce set-up time, minimize the potential for bacterial contamination, decrease waste, and provide the flexibility of a hang time of up to 48 hours. Balanced fat profile provides 42% of total calories. Moderate carbohydrate content (40% of total calories). Contains fructose. 2:1 ratio of soluble to insoluble fiber. Meets or exceeds 100% of the RDI for 23 key vitamins and minerals in 1400 mL. Sucrose-free, lactose-free, gluten-free.

- 798716123907 Nutren® Glytrol® UltraPak® 1000mL Bag, 6/cs (9871616376)
- 798716162753 Nutren® Glytrol®, Vanilla, 250 mL Cans, 24/cs
- 798716223911 Nutren® Glytrol® UltraPak® 1500mL Bag, 4/cs



**NESTLE NUTREN JUNIOR® 1.0 LIQUID NUTRITION**

A balanced nutritional formula specifically designed to meet the nutrition needs of children ages 1-10 years. Can be used as total or supplemental nutrition support for patients who are unable to meet their nutrient requirements from regular food. 12% of calories from high-quality protein sources. Protein source is 50% whey, 50% casein to facilitate gastric emptying. Contains 25% of fat source as MCT to enhance absorption. Contains taurine, carnitine, and ultra trace elements for long-term feeding requirements. Low osmolality and renal solute load. Lactose-free, gluten-free, low-residue.

9871616062 Nutren Junior®, Vanilla, 250 mL Cans, 24/cs



**NESTLE NUTREN JUNIOR® WITH FIBER LIQUID NUTRITION**

A balanced nutritional formula specifically designed to meet the nutrition needs of children ages 1-10 years. Combines the benefits of a fiber-containing nutritional supplement with great taste. Can be used as total or supplemental nutrition support for patients who are unable to meet their nutrient requirements from regular food. Each serving provides 1.5 grams of dietary fiber. 12% of calories from high-quality protein sources. Protein source is 50% whey, 50% casein to facilitate gastric emptying. Contains 25% of fat source as MCT to enhance absorption. Contains taurine, carnitine, and ultra trace elements for long-term feeding requirements. Low osmolality and renal solute load. Lactose-free, gluten-free, low-residue.

9871616063 Nutren Junior® w/fiber, Vanilla, 250 mL Cans, 24/cs



9871616204



9871661010

**NESTLE NUTREN® PROBALANCE LIQUID NUTRITION**

Provides the nutrients needed but often overlooked for the elderly patient. Formulated with increased calories, protein, vitamins, minerals, and a blend of soluble and insoluble fiber to meet the requirements specific to the older adult patient. UltraPak® System is packaged in a prefilled, non air-dependent closed system to reduce set-up time, minimize the potential for bacterial contamination, decrease waste, and provide the flexibility of a hand time of up to 48 hours. Calorie density of 1.2 kcal/mL. 18% of calories from protein. Higher levels of key vitamins and minerals. Meets or exceeds 100% of the RDI for 22 key vitamins and minerals in 1000 mL. Contains 20% of fat source as MCT. Contains taurine, carnitine, and ultra trace elements. Lactose-free, gluten-free.

9871616204 Nutren® ProBalance, Vanilla, 250 mL Cans, 24/cs  
 9871641500 Nutren® ProBalance, UltraPak® System, 1500 mL Bags, 4/cs  
 9871661010 Nutren® ProBalance, UltraPak® System, 1000 mL Bags, 6/cs



9871616480



98716123921

**NESTLE NUTREN® PULMONARY LIQUID NUTRITION**

A liquid formula designed to reduce CO2 production in pulmonary patients. Contains a balanced high-fat profile, which includes MCT and canola oil in a desirable ratio to improve tolerance. UltraPak® System is packaged in a prefilled, non air-dependent closed system to reduce set-up time, minimize the potential for bacterial contamination, decrease waste, and provide the flexibility of hang time of up to 48 hours. Low carbohydrate formulation (27% of calories). High MCT content (40% of total fat). High protein content (18% of total kcal). Elevated phosphorus content (120% RDI). Meets or exceeds 100% of the RDI for 21 key vitamins and minerals in 1000 mL. Lactose-free, gluten-free, low-residue.

9871616480 Nutren® Pulmonary Vanilla, 250 mL Cans, 24/cs  
 798716123921 Nutren® Pulmonary UltraPak® 1000mL Bag, 6/cs



**NESTLE NUTREN® RENAL COMPLETE NUTRITION**

Designed for the dialyzed patient with acute or chronic renal failure. Formulated for short- or long-term use and can be used as a tube feeding or as an oral supplement. Provides 14% of the calories as high biological value protein to help minimize urea production. An enhanced profile of specific vitamins and minerals helps replace the losses from dialysis. A reduced electrolyte content helps prevent serum imbalances. The calorically dense formulation helps provide needed energy in a limited fluid volume. 50% MCT and 50% LCT to facilitate fat absorption. Provides 100% of the RDI for 17 key vitamins and minerals in 750 mL. Lactose-free, gluten-free, low-residue.

9871616482 Nutren® Renal Vanilla, 250 mL Cans, 24/cs



9871616249



9871616356

**NESTLE NUTREN® REPLETE HIGH PROTEIN LIQUID NUTRITION**

Formulated to meet the nutritional requirements to support healing and protein repletion. UltraPak® System is packaged in a prefilled non air-dependent closed system to reduce set-up time, minimize the potential for bacterial contamination, decrease waste, and provide the flexibility of a hang time of up to 48 hours. Specifically formulated for patients recovering from surgery, burns, or pressure ulcers. 25% of calories as protein. Elevated vitamin and mineral profile. Lipid profile provides 25% MCT and 75% LCT. Meets or exceeds 100% of the RDI for 22 key vitamins and minerals in 1000 mL. Lactose-free, gluten-free, cholesterol free, low-residue.

9871616249 Nutren® Replete, Vanilla, 250 mL Cans, 24/cs  
 9871616356 Nutren® Replete, UltraPak® System, 1000 mL Bags, 6/cs  
 9871616357 Nutren® Replete, UltraPak® System, 1500 mL Bags, 4/cs



9871616245



9871616358

**NESTLE NUTREN® REPLETE® WITH FIBER HIGH PROTEIN LIQUID NUTRITION**

Formulated to meet the nutritional requirements of patients requiring dietary management of diarrhea or constipation and to support healing and protein repletion. UltraPak® System is packaged in a prefilled non air-dependent closed system to reduce set-up time, minimize the potential for bacterial contamination, decrease waste, and provide the flexibility of a hang time of up to 48 hours. 14 grams of dietary fiber. Specifically formulated for patients recovering from surgery, burns, or pressure ulcers. 25% of calories as protein. Elevated vitamin and mineral profile. Lipid profile provides 25% MCT and 75% LCT. Meets or exceeds 100% of the RDI for 22 key vitamins and minerals in 1000 mL. Lactose-free, gluten-free.

- 9871616245 Nutren® Replete® w/fiber, Vanilla, 250 mL Cans, 24/cs
- 9871616358 Nutren® Replete® w/fiber, UltraPak® System, 1000 mL Bags, 6/cs
- 9871616359 Nutren® Replete® w/fiber, UltraPak® System, 1500 mL Bags, 4/cs

**NESTLE NUTRIHEAL®**

A nutritionally complete oral supplement, designed to support the nutritional needs of individuals with wound management and healing concerns. This great tasting formula contains 25% of calories as protein to provide additional protein often needed during the healing process. Supports skin integrity and early-stage wound healing. 15.6 grams protein per serving. High-quality protein, high in arginine, an amino acid essential for wound healing. 43% RDI of Vitamin C per serving. 23% RDI of Vitamin A per serving. Appropriate for sodium, potassium, cholesterol and carbohydrate-controlled diets. Kosher, lactose-free, gluten-free, cholesterol-free, low residue.

- 9871616500 Nutriheal®, Vanilla, 250 mL Cans, 24/cs



**NESTLE NUTRIHEP® ENTERAL NUTRITION**

Provides high branched-chain amino acids and low aromatic and ammonogenic amino acids for the nutritional management of hepatic patients. Calorically dense, providing a high calorie to nitrogen ratio to help maintain protein utilization for lean muscle mass. Has a low total fat content and a high MCT content to facilitate fat absorption. Can be used as a tube feeding or as an oral supplement. Moderate fat (12% of total calories) and high MCT (66% of fat). Meets or exceeds 100% of the RDI for 21 key vitamins and minerals in 1000 mL. Lactose-free, gluten-free, low-residue.

- 9871616479 Nutrihep®, Unflavored, 250 mL Cans, 24/cs



9871618192



9871618194

**NESTLE PEPTAMEN® 1.5 HIGH CALORIE ELEMENTAL DIET**

Ready-to-use for complete or supplemental tube feeding. Specifically formulated for easy digestion and absorption for patients with impaired gastrointestinal function and increased caloric requirements. Patients benefiting include those with malabsorption which is complicated by fluid restriction, elevated caloric requirements, volume sensitivity, shortened feeding cycle, or aggressive goal rate attainment. May also be useful as a nocturnal feeding, as a dual feeding with TPN, or as a transition diet from TPN. Contains cow's milk protein, which may be unsuitable for those with sensitivities or allergies. UltraPak® System is packaged in a prefilled, non air-dependent closed system to reduce set-up time, minimize the potential for bacterial contamination, decrease waste, and provide the flexibility of a hang time of up to 48 hours. 16% of calories from hydrolyzed whey protein. Moderate osmolality. 70% MCT and 30% LCT facilitates fat absorption. 1500 kcal provides 4.5 grams glutamine, 5.7 grams glutamic acid, and 1.35 grams cysteine. Meets or exceeds 100% of the RDI for 22 key vitamins and minerals in 1000 mL. Lactose-free, gluten-free, low-residue.

- 9871618192 Peptamen® 1.5, Unflavored, 250 mL Cans, 24/cs
- 9871618194 Peptamen® 1.5, UltraPak® System, 1000 mL Bags, 6/cs



**NESTLE PEPTAMEN® 1.5 ORAL HIGH CALORIE ELEMENTAL DIET**

Ready-to-use for complete or supplemental nutrition support. Specifically formulated for easy digestion and absorption for patients with impaired gastrointestinal function and increased caloric requirements. Enhances compliance by reducing the volume required to reach nutritional goals. Contains cow's milk protein, which may be unsuitable for those with sensitivities or allergies. 16% of calories from hydrolyzed whey protein. 70% MCT and 30% LCT facilitates fat absorption. 1500 kcal provides 4.5 grams glutamine, 5.7 grams glutamic acid, and 1.35 grams cysteine. Meets or exceeds 100% of the RDI for 22 key vitamins and minerals in 1000 mL. Lactose-free, gluten-free, low-residue.

- 9871618190 Peptamen® 1.5, Vanilla, 250 mL Cans, 24/cs





**NESTLE PEPTAMEN® COMPLETE ELEMENTAL DIET WITH FOS/INULIN**

Formulated to provide complete or supplemental nutritional support in an easily absorbed oral or tube fed formula for patients with impaired gastrointestinal function. Patients benefiting include those with chronic diarrhea, short-bowel syndrome, chronic pancreatitis, delayed gastric emptying, HIV/AIDS, radiation enteritis, malabsorption, hypoalbuminemia, and Cystic Fibrosis. May also be useful as a dual feeding with TPN or as a transition diet from TPN. Contains ingredients (i.e. partially hydrolyzed whey protein from cow's milk protein) that may not be appropriate for individuals with food allergies. 16% of calories from hydrolyzed whey protein. Low osmolality. 70% MCT and 30% LCT facilitates fat absorption. 1000 kcal provides 3.0 grams of glutamine, 3.8 grams glutamic acid, and 0.9 grams cysteine. Contains taurine, carnitine, and ultra trace minerals. Meets or exceeds 100% of the RDI for 22 key vitamins and minerals in 1500 mL. Lactose and gluten-free.

9871618185 Peptamen® w/FOS/Inulin, Vanilla, 250 mL Can, 24/cs



9871616252



9871616253

**NESTLE PEPTAMEN JUNIOR® COMPLETE ELEMENTAL LIQUID DIET FOR CHILDREN**

Provides a specifically designed protein, lipid, vitamin, and mineral profile for children ages 1-10 with impaired gastrointestinal function. Designed to be well tolerated by your most challenging pediatric patients. Can provide complete or supplemental nutrition support. Children benefiting may include those with inflammatory bowel disease, short bowel syndrome, cystic fibrosis, chronic diarrhea, malabsorption, cerebral palsy, delayed gastric emptying, HIV/AIDS-related malabsorption, delayed gastric emptying, and growth failure. May also be useful as a dual feeding with TPN or as a transition diet from TPN. Contains cow's milk protein, which may be unsuitable for those with sensitivities or allergies.

9871616252 Peptamen Junior®, Vanilla, 250 mL Cans, 24/cs

9871616253 Peptamen Junior®, Unflavored, 250 mL Cans, 24/cs



**NESTLE PEPTAMEN® LIQUID ISOTONIC COMPLETE ELEMENTAL DIET**

Formulated to provide complete or supplemental nutritional support in an easily absorbed form for patients with impaired gastrointestinal function. Patients benefiting include those with short bowel syndrome, inflammatory bowel disease, malabsorption syndromes, pancreatic insufficiency, chronic diarrhea, radiation enteritis, and delayed gastric emptying. May also be useful as a dual feeding with TPN or as a transition diet from TPN. Contains cow's milk protein, which may be unsuitable for those with sensitivities or allergies. UltraPak® System is packaged in a prefilled non air-dependent closed system to reduce set-up time, minimize the potential for bacterial contamination, decrease waste, and provide the flexibility of a hand time of up to 48 hours. Peptide-based for better absorption; 16% of calories from hydrolyzed whey protein. Isotonic for improved tolerance. 70% MCT and 30% LCT facilitates fat absorption. 1000 kcal provides 3.0 grams glutamine, 3.8 grams glutamic acid, and 0.9 grams cysteine. Contains taurine, carnitine, and ultra trace minerals. Meets or exceeds 100% of the RDI for 22 key vitamins and minerals in 1500 mL. Lactose-free, gluten-free, low-residue.

9871616091 Peptamen®, UltraPak® System, 1500 mL Bags, 4/cs

9871616269 Peptamen®, Unflavored, 250 mL Cans, 24/cs



**NESTLE PEPTAMEN® ORAL COMPLETE ELEMENTAL DIET**

Formulated to provide complete or supplemental nutritional support in an easily absorbed oral formula for patients with impaired gastrointestinal function. Patients benefiting may include those with short bowel syndrome, inflammatory bowel disease, malabsorption syndromes, pancreatic insufficiency, chronic diarrhea, radiation enteritis, and delayed gastric emptying. May also be useful as a dual feeding with TPN or as a transition diet from TPN. Contains cow's milk protein, which may be unsuitable for those with sensitivities or allergies. 16% of calories from hydrolyzed whey protein. Low osmolality. 70% MCT and 30% LCT facilitates fat absorption. 1000 kcal provides 3.0 grams glutamine, 3.8 grams glutamic acid, and 0.9 grams cysteine. Contains taurine, carnitine, and ultra trace minerals. Meets or exceeds 100% of the RDI for 22 key vitamins and minerals in 1500 mL. Lactose-free, gluten-free, low-residue.

9871616260 Peptamen® Oral, Vanilla, 250 mL Cans, 24/cs



**NESTLE PEPTAMEN VHP® ORAL VERY HIGH PROTEIN ELEMENTAL DIET**

Formulated to provide complete or supplemental nutritional support in an easily absorbed oral formula for patients with impaired gastrointestinal function and elevated protein requirements. Patients benefiting may include those with protein losing enteropathy, diarrhea secondary to hypoalbuminemia, chronic diarrhea in patients with pressure ulcers, and HIV/AIDS-related malabsorption. May also be useful as a dual feeding with TPN or as a transition diet from TPN. Contains cow's milk protein, which may be unsuitable for those with sensitivities or allergies. 25% of calories from hydrolyzed whey protein. Moderate osmolality. 70% MCT and 30% LCT facilitates fat absorption. 1000 kcal provides 4.6 grams glutamine, 5.9 grams glutamic acid, and 1.4 grams cysteine. Meets or exceeds 100% of the RDI for 22 key vitamins and minerals in 1500 mL. Lactose-free, gluten-free, low-residue.

9871616270 Peptamen VHP®, Vanilla, 250 mL Cans, 24/cs



9871616272



9871616276

**NESTLE PEPTAMEN VHP® VERY HIGH PROTEIN ELEMENTAL DIET**

Isotonic and ready-to-use for complete or supplemental tube feeding. Specifically formulated for easy digestion and absorption for patients with impaired gastrointestinal function and elevated protein requirements. Patients benefiting may include those with protein losing enteropathy, diarrhea secondary to hypoalbuminemia, chronic diarrhea in patients with pressure ulcers, and HIV/AIDS-related malabsorption. May also be useful as a dual feeding with TPN or as a transition diet from TPN. Contains cow's milk protein, which may be unsuitable for those with sensitivities or allergies. UltraPak® System is packaged in a pre-filled non air-dependent closed system to reduce set-up time, minimize the potential for bacterial contamination, decrease waste, and provide the flexibility of a hang time of up to 48 hours. Peptide-based for better absorption; 25% of calories from hydrolyzed whey protein. 70% MCT and 30% LCT facilitates fat absorption. 1000 kcal provides 4.6 grams glutamine, 5.9 grams glutamic acid, and 1.4 grams cysteine. Meets or exceeds 100% of the RDI for 22 key vitamins and minerals in 1500 mL. Lactose-free, gluten-free, low-residue.

- 9871616272 Peptamen VHP®, Unflavored, 250 mL Cans, 24/cs
- 9871616276 Peptamen VHP®, UltraPak® System, 1000 mL Bags, 6/cs
- 9871616278 Peptamen VHP®, UltraPak® System, 1500 mL Bags, 4/cs



**NESTLE PEPTAMEN® WITH PREBIO1™ COMPLETE ELEMENTAL DIET**

Formulated to provide complete or supplemental nutritional support as an easily absorbed oral or tube fed formula for patients with impaired gastrointestinal function. Patients benefiting may include those with chronic diarrhea, short-bowel syndrome, chronic pancreatitis, delayed gastric emptying, HIV/AIDS, radiation enteritis, malabsorption, hypoalbuminemia and cystic fibrosis. May also be useful as a dual feeding with TPN or as a transition diet from TPN. Helps to manage diarrhea and support healthy gut microflora. May contain ingredients (i.e. partially hydrolyzed whey protein, from cow's milk protein) that may not be appropriate for individuals with food allergies.

- 9871616261 Peptamen w/Prebio1, Vanilla, 250ml Cans, 24/cs



**NESTLE RENALCAL® DIET NUTRITIONAL SUPPORT**

A ready-to-use enteral formula designed to provide nutritional support for patients with renal failure. The 2.0 kcal/mL caloric density and low electrolyte profile meets the challenges of fluid and electrolyte restrictions. Specifically designed to supply adequate calories and a reduced level of high quality protein. Can be used as a tube feeding or as an oral supplement. High caloric density (2.0 kcal/mL). Unique patented formula of 67% essential and 33% non-essential L-amino acids. Includes arginine and histidine. Meets or exceeds 100% of the RDI for water soluble vitamins in 1000 mL. Fat source contains 70% MCT and 30% LCT. Lactose-free, gluten-free, low residue.

- 9871616064 RenalCal®, Unflavored, 250 ml Cans, 24/cs

**NOVARTIS RESOURCE DIABETIC TF**

- 35500100 1 ltr, 6/cs
- 35502000 1.5 ltr, 6/cs

**B BRAUN ENTERAL NUTRITION ADMINISTRATION SET**

For use with the plastic irrigation container, R5001-01 or R5000-01 sterile water.

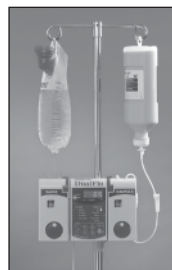
- V4550 Gavage Administration Set, UniSpike™ Connector, Drip Chamber, Roller Clamp, Enteral Feeding Adapter, 15 Drops/mL, 20/cs



**NOVARTIS COMPAT® BAGGLE™ ADMINISTRATION SETS**

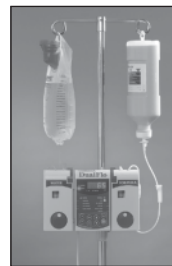
A top filled, semi-rigid container with pre-attached delivery set which saves time and eliminates the need to inventory two items. The 58mm top-fill opening minimizes spills and waste. The sure-grip, semi-rigid container is shaped for convenient filling and hanging, with easy view graduations for accurate readings. Comes with a non I.V. compatible dispensing connector.

- 19921000 Administration Set 500mL Container w/preattached gravity set, 30/cs
- 19921100 Administration Set 1000mL Container w/preattached gravity set, 30/cs
- 19931200 Administration Set 500mL Container w/preattached pump set, 30/cs
- 19931300 Administration Set 1000mL Container w/preattached pump set, 30/cs



**NOVARTIS COMPAT® DUALFLO™ ADMINISTRATION SETS**

- 19940700 Administration Set Piercing Spike w/1000mL Water Bag Dual-FLo, 30/cs
- 19944700 Administration Set 1000mL Vinyl Bag w/1000mL Water Bag Dual-FLo, 30/cs



**NOVARTIS COMPAT® DUALFLO™ ENTERAL FEEDING PUMP**

An advanced delivery system designed to administer tube feeding formula and water for patient hydration. Users can program the pump to provide individualized patient hydration protocols, automatic flushes of the feeding tube or formula at pre-set strength. Its delivery set security doors reduce the chance of set dislodgement and enable the immediate detection of a free flow. Audio-visual alarms indicate empty container, occluded line, dose delivered, low battery, and open delivery set door. Also features automatic priming of the delivery set.

- 19925500 DualFlo™ Pump



**NOVARIS COMPAT® ENTERAL FEEDING PUMP**

A versatile, lightweight, easy-to-use pump for the administration of all enteral formulas. It has audio/visual alarms which signal the following conditions: occlusion/empty container, battery on, low battery, rate change, dose complete and free flow/runaway. The pump's memory retains infusion rate, volume delivered, dose limit and accumulated volume, even after the pump is turned off. Easy to set up and adjust and is designed for accuracy.

19923500 Pump w/memory with dose limit



**NOVARIS COMPAT® SELECTFLO™ ENTERAL FEEDING PUMP**

Offers an easy to understand keypad and display along with simplified programming. Just set the rate and start the pump. Volume delivered automatically accumulates. Has the added security feature of a delivery set security door and can maintain formula delivery even if the pump is not level. Used with the baggie cage accessory and transport case, it becomes easily transportable. Audio and visual alarms signal the following conditions: low battery, occlusion/empty container, open delivery set door, hold error and flow error. The automatic set filling feature saves nursing time.

19924500 Compat® SelectFlo™ Pump

**Accessories**

19946500 Transport Case  
19946600 Baggie Cage



08310100



08701300



08741400



08750300

**NOVARIS COMPAT® REPLACEMENT PRODUCTS**

- 08310100 8 FR Nasogastric Tube w/side port, wtd bol stylet free, 10/cs
- 08310200 12 FR Nasogastric Tube w/side port, wtd bol stylet free, 10/cs
- 08310300 12 FR Nasogastric Tube w/side port, open flow-thru end stylet, 10/cs
- 08310400 8 FR Nasogastric Tube w/side port, wtd bolus stylet, 10/cs
- 08310500 12 FR Nasogastric Tube w/side port, wtd bolus stylet, 10/cs
- 08310600 10 FR Nasogastric Tube w/"y" port, wtd. Bolus stylet, 10/cs
- 08310700 14 FR Nasogastric Tube w/"y" port, open flow-thru stylet free, 10/cs
- 08701300 Universal "Y" Adapter w/"Y" adapter, Small, 5/cs
- 08741400 14 FR Replacement Gastrostomy Tubes (5cc balloon), 5/cs
- 08741600 16 FR Replacement Gastrostomy Tubes (15cc balloon), 5/cs
- 08741800 18 FR Replacement Gastrostomy Tubes (15cc balloon), 5/cs
- 08742000 20 FR Replacement Gastrostomy Tubes (15cc balloon), 5/cs
- 08742200 22 FR Replacement Gastrostomy Tubes (15cc balloon), 5/cs
- 08742400 24 FR Replacement Gastrostomy Tubes (15cc balloon), 5/cs
- 08742800 28 FR Replacement Gastrostomy Tubes (15cc balloon), 5/cs
- 08750300 Replacement Plug-In Universal "Y" Adapter, Medium, 5/cs
- 08803000 Replacement Plug-In Adapter "Y" Adapter, Large, 5/cs



07128400



08230100



08800000

**NOVARIS COMPAT® SPECIALTY PRODUCTS**

Jejunal feeding tubes.

- 07128400 5 FR Jejunostomy Kit, 10/cs
- 07128700 7 FR Jejunostomy Kit, 10/cs
- 08230100 9/18 FR Stay-Put Nasojej. Fdg/Gastr. Decompress. Tube/(Endo./Fluoro.Placement)
- 08230300 9/18 FR Stay-Put Nasojej. Fdg. Tube/(Endo./Fluoro.Placement)
- 08800000 28/12 FR Gastrostomy/Jejunostomy Kit
- 08801400 Surgical Jejunostomy Tube Kit, 5/cs
- 08230200 9/18 FR Stay-Put Nasojej. Fdg/Gastr. Decompress. Tube/(Interoperative)



**NOVARIS COMPAT® TWIST CAP ADMINISTRATION SETS**

A vinyl bag with pre-attached pump set features a rigid wide-mouth angled funnel opening that makes pouring easy and prevents spills and waste. Orders can be easily written directly on the bag in the patient information area. Graduations in 50mL increments make it easy to read and allow for better accuracy when filling.

19921600 Administration Set 1000mL Vinyl Bag w/preattached gravity set, 30/cs

**NOVARTIS BOOST BREEZE®**

Boost Breez is a delicious, juice-based nutritional drink containing 30% fruit juice from concentrate. Boost Breez is a light-tasting and refreshing alternative to milky-tasting products. Choose from two light and refreshing fruit flavors - Tropical Fruit and Mixed Berry. Just chill, open, and serve.

- 27020200 8 fl oz. cans, Mixed Berry, 24/cs
- 27030200 8 fl oz. cans, Tropical Fruit, 24/cs

**NOVARTIS BOOST DIABETIC**

- 36010000 Vanilla, 8oz., Tetra Brik, 27/cs
- 36020000 Chocolate, 8oz., Tetra Brik, 27/cs
- 36030000 Strawberry, 8oz., Tetra Brik, 27/cs

**NOVARTIS BOOST® DRINK**

Boost is a nutritionally complete, great-tasting nutritional supplement. Boost provides a balance of essential vitamins and minerals that helps you both physically and mentally. Boost can be taken as a snack between meals, or in place of a meal.

- 16700400 8 fl oz. Cans, Chocolate Malt, 24/cs
- 16741700 8 fl oz. Cans, Vanilla, 24/cs
- 16751700 8 fl oz. Cans, Chocolate, 24/cs
- 16761700 8 fl oz. Cans, Strawberry, 24/cs
- 16771100 8 fl oz. Cans, Chocolate Mocha, 24/cs
- 19870300 8 fl oz. Cans, Butter Pecan, 24/cs

**NOVARTIS BOOST® HIGH PROTEIN DRINK**

Boost High Protein Drink is a great-tasting, high-protein, low fat, nutritionally balanced oral supplement. Boost High Protein Drink provides 15g of high quality protein in an 8 oz serving, 50% more protein than Boost Drink (15g vs 10g in 8 fl oz).

- 19400700 8 fl oz. cans, Chocolate, 24/cs
- 19410700 8 fl oz. cans, Vanilla, 24/cs
- 19440700 8 fl oz. cans, Strawberry, 24/cs

**NOVARTIS BOOST® HIGH PROTEIN POWDER**

Boost High Protein Powder is a high protein, low fat nutritional supplement powder. Enjoy the added convenience and flexibility of mixing Boost High Protein Powder with skim milk, water, or even into some foods.

- 09430300 1 lb Canisters (powder), Vanilla, 6/cs

**NOVARTIS BOOST PLUS®**

Boost Plus is a high-calorie, nutritionally complete oral supplement. Boost Plus provides 360 calories in an 8 oz serving to help you gain weight, or maintain your weight. Boost Plus contains 14 grams of high-quality protein to help build muscles and skin. Choose from three delicious flavors - Vanilla, Chocolate, and Strawberry. Just chill, open, and serve.

- 19311100 8 fl oz. Cans, Vanilla, 24/cs
- 19321100 8 fl oz. Cans, Chocolate, 24/cs
- 19330400 8 fl oz. Cans, Strawberry, 24/cs

**NOVARTIS BOOST® POWDER**

Boost Pudding is a delicious, nutritionally balanced pudding. Each 5 oz pudding cup provides a generous level of protein - 7 grams per serving. Familiar food form provides patients with supplemental variety.

- 09450300 5 oz. cans, Vanilla, 48/cs
- 09460300 5 oz. cans, Chocolate, 48/cs
- 09470300 5 oz. cans, Butterscotch, 48/cs

**NOVARTIS BOOST® WITH BENEFIBER® AND FOS**

Boost with fiber is a nutritionally complete oral supplement with fiber. Boost with Benefiber and FOS provides the balance of vitamins and minerals that you need, along with fiber to help keep your digestive system healthy. Choose from three delicious flavors - Vanilla, Chocolate, and Orange Cream. Just chill, open and serve.

- 15770000 8 fl oz. cans, Orange Cream, 24/cs
- 19510400 8 fl oz. cans, Vanilla, 24/cs
- 19520200 8 fl oz. cans, Chocolate, 24/cs

**NOVARTIS CASEC®**

It is a concentrated intact protein supplement. Can be used for increasing protein in oral supplements, tube feedings, or normal diets.

- 03901000 10 oz. cans, 6/cs

**NOVARTIS CHOICE DM® BEVERAGE**

Choice DM beverage is a delicious, nutritionally balanced oral supplement for people with diabetes that helps smooth the peaks of blood sugar levels. CHOICE DM beverage is an excellent source of calcium.

- 16600500 8 fl oz. cans, Chocolate, 24/cs
- 16950200 8 fl oz. cans, Vanilla, 24/cs

**NOVARTIS CHOICE DM® TUBE FEEDING**

Choice DM Tube Feeding formula is a ready-to-use, nutritionally complete product for the dietary management of people with diabetes or glucose intolerance. Designed to provide high levels of the antioxidant vitamins C & E to help protect against cell damage.

- 06960100 1000mL Closed System containers, 6/cs
- 06960200 1500mL Closed System containers, 6/cs
- 16530500 8 fl oz. cans, 24/cs



**NOVARTIS COMPLETE® MODIFIED**

A ready-to-use, blenderized tube feeding formulated from traditional foods including meat, vegetables and fruit.

- 14010000 Complete® Blenderized, 250mL Cans, 24/cs
- 14140100 Complete® 1000mL Closed System Containers, 6/cs
- 14142000 Complete® 1500mL Closed System Containers, 6/cs



**NOVARTIS COMPLEAT® PEDIATRIC**

Ready-to-use, blenderized tube feeding formulated from traditional foods including meat, fruit and vegetables. Specifically designed for children ages 1-10.

14240000 Compleat® Blenderized, 250mL Cans, 24/cs

**NOVARTIS COMPLY®**

Comply formula is a nutritionally complete, calorically dense, ready-to-use tube feeding formula. It is specifically designed for the dietary management of patients with restricted fluid intake as well as those with increased energy needs.

00890200 1000mL Closed System containers, 6/cs  
00890400 8 fl oz. cans, 24/cs

**NOVARTIS DELIVER® 2.0**

Deliver 2.0 formula is nutritionally complete, high-calorie, high-nitrogen for oral and tube feeding use. A mild vanilla flavor is suitable for patients with altered taste perception. This formula has a readily absorbable fat blend - 30% MCT oil, 70% soy oil.

04620400 8 fl oz. cans, Vanilla, 24/cs

**NOVARTIS DIABETISOURCE AC**

36500000 8 oz. Cans, 24/cs  
36500100 1 ltr, 6/cs  
36502000 1.5 ltr, 6/cs

**NOVARTIS DIABETISOURCE® AC TUBE FEEDING FORMULA**

The first calorically dense, advanced-control tube feeding for diabetes. 1.2 calories per mL. It adds Diabetishield™, a unique combination of arginine, chromium, vitamins E and C to help control blood sugar in tube-fed diabetic patients.

38010000 250mL Can Diabetisource® AC, 24/cs  
38010100 1 ltr Diabetisource® AC, 6/cs  
38012000 1.5 ltr Diabetisource® AC, 6/cs



**NOVARTIS FIBERSOURCE™ HN**

Provides concentrated nutrition with 1.2 calories per mL, 100% soy protein, 100% of the RDI in 1400 calories and a blend of soluble and insoluble fiber. Appropriate for short- and long-term tube feeding, and has a mild, slightly sweet taste for oral use.

18520100 Fibersource™ HN 1000mL Closed System Containers, 6/cs  
18522000 Fibersource™ HN 1500mL Closed System Containers, 6/cs  
18550000 Fibersource™ HN Vanilla, 250mL Cans, 24/cs



**NOVARTIS FIBERSOURCE™ STANDARD**

Provides concentrated nutrition with 1.2 calories per mL, 100% soy protein, 100% of the RDI in 1400 calories and a blend of soluble and insoluble fiber. Appropriate for short- and long-term tube feeding, and has a mild, slightly sweet taste for oral use.

18310100 Fibersource™ Standard 1000mL Closed System Containers, 6/cs  
18312000 Fibersource™ Standard 1500mL Closed System Containers, 6/cs  
18350000 Fibersource™ Standard Vanilla, 250mL Cans, 24/cs



**NOVARTIS IMPACT®**

An enteral formula designed to meet both the nutritional and metabolic needs of critically ill patients.

35810000 Impact® 250mL Cans, 24/cs  
35810100 Impact® 1000mL Closed System Containers, 6/cs



**NOVARTIS IMPACT® 1.5**

Provides advanced nutritional support for the critically ill patient who requires fluid restriction or has high caloric needs. In addition to providing calorically-dense, high protein, well-tolerated complete nutrition, IMPACT 1.5 has the same specialized nutritional profile of key nutrients as IMPACT.

35890000 Impact® 1.5, 250mL Cans, 24/cs

**NOVARTIS IMPACT® ADVANCED RECOVERY**

IMPACT Advanced Recovery is a unique and patented formula for oral use. Clinical trials have demonstrated that patients fed IMPACT formula prior to major-elective surgery have better clinical outcomes including fewer postoperative infections and short hospital stays than those patients who did not.

19550000 8 fl oz. Tetra Brik® Paks, Vanilla, 27/cs  
 19560000 8 fl oz. Tetra Brik® Paks, Chocolate, 27/cs



**NOVARTIS IMPACT® GLUTAMINE**

16210000 Impact® Glutamine Vanilla Flavored, 250mL Cans, 24/cs  
 16210100 Impact® Glutamine 1000mL Closed System Containers, 6/cs



**NOVARTIS IMPACT RECOVER**

14420000 Impact Recover, Citrus Flavored, 62g Packets, 30/cs  
 14430000 Impact Recover, Coffee Flavored, 62g Packets, 30/cs  
 14440000 Impact Recover, Raspberry Flavored, 62g Packets, 30/cs



**NOVARTIS IMPACT® WITH FIBER**

IMPACT with fiber has the same nutritional profile of key nutrient as IMPACT®.

35870000 Impact® w/fiber 250mL Cans, 24/cs  
 35870100 Impact® w/fiber 1000mL Closed System Containers, 6/cs

**NOVARTIS ISOCAL®**

Isocal formula is nutritionally complete, isotonic tube feeding. Contains added ultratrace minerals selenium, chromium, and molybdenum and meets at least 100% of the RDIs in 1890 mL.

03550400 32 fl oz. cans, 6/cs  
 03550600 1000mL bottles Closed System containers, 6/cs  
 03552500 8 fl oz. cans, 24/cs

**NOVARTIS ISOCAL® HN**

Isocal HN formula is a nutritionally complete, moderately high-nitrogen, isotonic tube feeding. Contains added ultratrace minerals selenium, chromium, and molybdenum and meets at least 100% of the RDIs in 1180 mL.

04460400 8 fl oz. cans, 24/cs  
 04460600 1000mL Closed System containers, 6/cs

**NOVARTIS ISOCAL® HN PLUS**

Isocal HN Plus formula is a nutritionally complete 1.2 cal/mL product specifically designed for patients requiring a high-nitrogen tube feeding. Fortified with ultratrace minerals and vitamins E, C, and beta-carotene.

06520300 8 fl oz. cans, 24/cs  
 06520500 1000mL Closed System containers, 6/cs



**NOVARTIS ISOSOURCE® 1.5 CAL**

A high-calorie, high-nitrogen, complete liquid formula with fiber, for short- and long-term feeding in patients with high caloric and protein need and/or limited volume tolerance.

18150000 Isosource® 1.5 Cal Vanilla Flavored, 250mL Cans, 24/cs  
 18160100 Isosource® 1.5 Cal 1000mL Closed System Containers, 6/cs  
 18162000 Isosource® 1.5 Cal 1500mL Closed System Containers, 6/cs



**NOVARTIS ISOSOURCE® HN**

Provides concentrated nutrition with 1.2 calories per mL, 100% soy protein, 100% of the RDI in 1400 calories and a blend of soluble and insoluble fiber. Appropriate for short- and long-term tube feeding, and has a mild, slightly sweet taste for oral use.

- 18450000 Isosource® HN Vanilla Flavored, 250mL Cans, 24/cs
- 18460100 Isosource® HN 1000mL Closed System Containers, 6/cs
- 18462000 Isosource® HN 1500mL Closed System Containers, 6/cs



**NOVARTIS ISOSOURCE® STANDARD**

Provides concentrated nutrition with 1.2 calories per mL, 100% soy protein, 100% of the RDI in 1400 calories and a blend of soluble and insoluble fiber. Appropriate for short- and long-term tube feeding, and has a mild, slightly sweet taste for oral use.

- 18250000 Isosource® Standard Vanilla Flavored, 250mL Cans, 24/cs
- 18260100 Isosource® Standard 1000mL Closed System Containers, 6/cs
- 18262000 Isosource® Standard 1500mL Closed System Containers, 6/cs



**NOVARTIS ISOSOURCE® VHN**

A high-nitrogen, isotonic, complete liquid formula with fiber, designed to meet the needs of patients with increased protein requirements. A unique blend of soluble and insoluble fibers: partially hydrolyzed guar gum and soy fiber. With a mild vanilla flavor, is appropriate for both oral and tube feeding.

- 18750000 Isosource® VHN Vanilla Flavored, 250mL Cans, 24/cs
- 18750100 Isosource® VHN 1000mL Closed System Containers, 6/cs
- 18752000 Isosource® VHN 1500mL Closed System Containers, 6/cs

**NOVARTIS LIPISORB®**

Lipisorb Liquid is a nutritionally complete MCT formulation for patients with fat malabsorption. The first nutritional product clinically demonstrated effective in the nutritional management of AIDS patients with fat malabsorption. A readily absorbable fat blend - 85% MCT oil, 15% soy oil.

- 04710200 8 fl oz. cans, Vanilla, 24/cs

**NOVARTIS MAGNACAL® RENAL**

Magnacal Renal formula is nutritionally complete, calorically dense and ready-to-use. Specifically designed for renal patients requiring electrolyte and fluid restrictions. Can be fed orally or as a tube feeding. Provides 75g of protein per 1000mL to meet requirements for dialysis patients.

- 00400200 8 fl oz. cans, Vanilla Honey Graham, 24/cs

**NOVARTIS MCT OIL (MEDIUM CHAIN TRIGLYCERIDES)**

A modular source of MCT for patients unable to digest or absorb conventional fats. MCTs are more readily hydrolyzed and absorbed than conventional food fat. MCTs require less enzymes and bile acids for digestion.

- 03651300 1qt glass amber bottles, 6/cs

**NOVARTIS MICROLIPID®**


Microlipid Liquid is a 50% fat emulsion for special dietary use in oral supplements, foods, or in tube feeding formulas. Contains safflower oil which is a rich source of polyunsaturated fat.

- 00870200 3 fl oz. bottles, 48/cs

**NOVARTIS MODUCAL®**

Moducal powder is a refined, readily digestible carbohydrate which can be added to increase food and beverage caloric content. For use with individuals who have increased caloric requirements or who have limited intake. Consists primarily of glucose polymers for good digestibility and disperses rapidly in either hot or cold solutions. Bland and nearly tasteless; it does not appreciably alter food taste.

- 04802100 13 oz. canisters, 6/cs



**NOVARTIS NOVASOURCE™ 2.0**

A calorically dense, high nitrogen, complete liquid formula, specifically designed for the management of fluid restriction and elevated nutritional needs. Designed with a reduced level of sodium which is often indicated for patients requiring fluid restriction. A mild vanilla flavor and is appropriate for supplemental feeding including medication pass programs, as well as for total enteral feeding.

- 18010000 Novasource™ 2.0 Vanilla Flavored, 8 fl oz. Brik Paks, 27/cs
- 18030000 Novasource™ 2.0 Orange Creme Flavored, 8 fl oz. Brik Paks, 27/cs



**NOVARTIS NOVASOURCE™ PULMONARY**

A high calorie, high nitrogen, complete liquid formula, specifically designed for pulmonary nutritional support including the management of fluid restriction while avoiding excessive fat.

- 18850000 Novasource™ Pulmonary Vanilla Flavored, 250mL Cans, 24/cs
- 18850100 Novasource™ Pulmonary 1000mL Closed System Containers, 6/cs
- 18852000 Novasource™ Pulmonary 1500mL Closed System Containers, 6/cs



**NOVARTIS NOVASOURCE™ RENAL**

A delicious, calorically dense nutritionally complete liquid providing balanced nutrition. Has a protein, vitamin and mineral profile specifically formulated for dialysis patients with chronic or acute renal failure or patients requiring electrolyte or fluid restrictions. Has a mild vanilla flavor and is appropriate for both oral and tube feeding.

- 35110000 Novasource™ Renal Vanilla Flavored, 8 fl oz. Brik Paks, 27/cs
- 35110100 Novasource™ Renal 1000mL Closed System Containers, 6/cs

**NOVARTIS OPTISOURCE™ MINI NUTRITION BARS**

Comes in chocolate flavor and each bar contains 7g of protein in a small 23g foil-wrapped bar. No other nutritional bar is available in a 23g size with this high level of protein.

- 17530000 Optisource™ Mini Nutrition Bars, 360/cs

**NOVARTIS ORAL IMPACT®**

- 13420000 Oral Impact® Citrus Flavored, 74g Packets, 30/cs
- 13430000 Oral Impact® Tropical Fruit Flavored, 74g Packets, 30/cs
- 13440000 Oral Impact® Coffee Flavored, 74g Packets, 30/cs

**NOVARTIS PEDIATRIC PEPTINEX DT™ FEEDING FORMULA**

A nutritionally complete, elemental tube feeding formula designed for children ages 1-10. It is available with and without fiber. Contains over 70% di- and tri-peptides and free amino acids which optimize the dual transport system in the gut and promote rapid absorption of nutrients.

- 375100 Pediatric Peptinex DT, 24/cs
- 375200 Pediatric Peptinex DT w/fiber, 24/cs



**NOVARTIS PEPTINEX™**

Delicious vanilla flavor and aroma patients will enjoy drinking. 100% peptides and free amino acids for less digestion. Only 15% fat for better tolerance. Low osmolality (320 mOsm/kg water) for better tolerance.

- 371100 Peptinex™ Creamy Vanilla, 8 fl oz., 27/cs



**NOVARTIS PEPTINEX™ DT**

First elemental formula designed to optimize the dual transport system in the gut and promote rapid absorption of nutrients for patients with gastrointestinal impairment. 70% of protein as di- and tri-peptides and free amino acids for maximum absorption. High nitrogen and no intact protein for better nitrogen absorption. 50% less fat than Peptamen® and Subdue® and 50% MCT for faster absorption.

- 370100 Peptinex™ DT Cans, 250mL, 24/cs
- 370101 Peptinex™ DT Closed System, 1.0L, 6/cs
- 370120 Peptinex™ DT Closed System, 1.5L, 6/cs

**NOVARTIS PEPTINEX DT® WITH PREBIOTICS**

Peptinex DT® with Prebiotics is a semi-elemental tube feeding formula for patients with gastrointestinal impairment. Absorption is maximized because over 70% of the protein is free amino acids and short chain peptides and it contains only 15% of calories from fat. Peptinex DT with Prebiotics contains a blend of Benefiber and FOS to promote good digestive health.

- 37570000 250mL Cans, 24/cs

**NOVARTIS PROTAIN XL®**

Protain XL formula is a nutritionally complete, high-protein, fiber-containing tube feeding designed to help support surgical wounds, trauma, burns, or pressure sores. Added vitamin A, C, and zinc to help aid in wound healing.

- 00880200 1000mL Closed System containers, 6/cs
- 00880400 8 fl oz. cans, 24/cs



278700



278800

**NOVARTIS PUREE SOLUTIONS**

- 278700 Pureed Egg & Toast Mix, 25.4 oz., 4/cs
- 278800 Pureed Bread Mix, 15.5 oz., 4/cs





**NOVARTIS READY-TO-SERVE DRINK WITH BENEFIBER**

- 283100 Benefiber Juice Drink, Orange, 46 fl oz. Bottles, 8/cs
- 283200 Benefiber Juice Drink, Apple, 46 fl oz. Bottles, 8/cs



224000



224200



224400



226000



228000



232110



271300

**NOVARTIS READY-TO-SERVE THICKENED BEVERAGES**

- 224000 Thickened Water, Nectar Consistency, 8 fl oz. Brik Paks, 27/cs
- 224200 Thickened Coffee, Nectar Consistency, 10.8gm Packets, 75/cs
- 224300 Thickened Coffee, Honey Consistency, 12.5gm Packets, 75/cs
- 224400 Thickened Tea & Cocoa Variety Pak, Nectar Consistency, 50/cs
- 224500 Thickened Tea & Cocoa Variety Pak, Honey Consistency, 50/cs
- 225000 Thickened Water, Honey Consistency, 8 fl oz. Brik Paks, 27/cs
- 226000 Thickened Orange Juice, Honey Consistency, 8 fl oz. Brik Paks, 27/cs
- 227000 Thickened Orange Juice, Nectar Consistency, 8 fl oz. Brik Paks, 27/cs
- 228000 Thickened Apple Juice, Honey Consistency, 8 fl oz. Brik Paks, 27/cs
- 229000 Thickened Apple Juice, Nectar Consistency, 8 fl oz. Brik Paks, 27/cs
- 230000 Thickened Cranberry Juice Cocktail, Nectar Consistency, 8 fl oz. Brik Paks, 27/cs
- 231000 Thickened Cranberry Juice Cocktail, Honey Consistency, 8 fl oz. Brik Paks, 27/cs
- 232000 Original Dairy Thick, Nectar Consistency, 8 fl oz. Brik Paks, 27/cs
- 232110 Vanilla Dairy Thick, Nectar Consistency, 8 fl oz. Brik Paks, 27/cs
- 233000 Original Dairy Thick, Honey Consistency, 8 fl oz. Brik Paks, 27/cs
- 233110 Vanilla Dairy Thick, Honey Consistency, 8 fl oz. Brik Paks, 27/cs
- 234000 Thickened Apple Juice, Nectar Consistency, 64 fl oz. Bottles, 8/cs
- 235000 Thickened Apple Juice, Honey Consistency, 64 fl oz. Bottles, 8/cs
- 236000 Thickened Orange Juice, Nectar Consistency, 64 fl oz. Bottles, 8/cs
- 237000 Thickened Orange Juice, Honey Consistency, 64 fl oz. Bottles, 8/cs
- 238000 Thickened Cranberry Juice Cocktail, Nectar Consistency, 64 fl oz. Bottles, 8/cs
- 239000 Thickened Cranberry Juice Cocktail, Honey Consistency, 64 fl oz. Bottles, 8/cs
- 245000 Thickened Lemon Hydration Drink, Honey Consistency, 64 fl oz. Bottles, 8/cs
- 246000 Thickened Lemon Hydration Drink, Nectar Consistency, 64 fl oz. Bottles, 8/cs
- 247000 Thickened Lemon Hydration Drink, Honey Consistency, 64 fl oz. Bottles, 8/cs
- 271300 Vanilla Dairy Thick, Nectar Consistency, 64 fl oz. Pouch Pak, 6/cs
- 271400 Vanilla Dairy Thick, Honey Consistency, 64 fl oz. Pouch Pak, 6/cs
- 274700 Thickened Water, Nectar Consistency, 64 fl oz. Pouch Pak, 6/cs
- 274800 Thickened Water, Honey Consistency, 64 fl oz. Pouch Pak, 6/cs



**NOVARTIS RESOURCE® 2.0 BRIK PAK**

The only med pass supplement without the “mediciny” taste. Rich, creamy taste enhances acceptance. Flip-open cap and easy-pour spout simplify serving. 475 calories (2 cal/cc), 21 grams protein (2.6 grams/fl. oz.) and 25% USRDI vitamins/minerals per 8 oz serving.

- 275000 Resource® Orange Crème, 32 fl oz., 12/cs
- 276000 Resource® Vanilla Crème, 32 fl oz., 12/cs



**NOVARTIS RESOURCE® ARGINAID™**

Formulated to promote wound healing from the inside out. Each serving delivers 4.5 grams of Arginine, along with Vitamins C & E. Mix with 6-8 ounces of water to make a single serving. Lactose, gluten, sugar and cholesterol free.

- 35983000 Resource® Arginaid™ Orange Flavored, 9.2g Packets, 56/cs
- 35984000 Resource® Arginaid™ Cherry Flavored, 9.2g Packets, 56/cs
- 35985000 Resource® Arginaid™ Lemon Flavored, 9.2g Packets, 56/cs



**NOVARTIS RESOURCE® ARGINAID™ EXTRA**

An arginine-intensive drink with specialized nutrients proven to promote wound healing. Provides the highest level of nutrition support in an all-in-one oral supplement to promote wound healing.

- 196600 Arginaid Extra, Orange Burst, 8 fl oz., 27/cs
- 196700 Arginaid Extra, Wild Berry, 8 fl oz., 27/cs



**NOVARTIS RESOURCE® BENECALORIE™**

The most powerful solution for weight loss concentrated calories and protein in a very small volume. 330 calories in 1.5 oz. 270% more cal than 1.5 oz of a 2.0 cal/cc supplement. 7 grams of protein. 100% RDI vitamins C & E, 25% zinc, 10% calcium. Neutral flavor mixes with food and beverages. Convenient packaging.

- 282500 Resource® Benecalorie, Neutral Flavor, 1.5 oz. Cups, 24/cs



**NOVARTIS RESOURCE BENEFIBER POWDER**

- 282100 Benefiber Powder, 7.2 oz. Cans, 4/cs
- 282300 Benefiber Powder Packets, .14 oz., 75/cs
- 284100 Resource Instant Protein Powder, 8 oz. Cans, 6/cs

**NOVARTIS RESOURCE BENEPROTEIN®**

Beneprotein® is a concentrated source of quality whey protein designed to mix instantly into a wide variety of foods and beverages without compromising taste. The addition of packets adds convenience and the benefits of a single serve for portion control and sanitation.

- 28430000 7gm Packet, 75/cs



**NOVARTIS RESOURCE® DIABETIC**

A balanced liquid formula with fiber specifically formulated for persons with diabetes.

- 33900100 Resource® Diabetic 1000mL Closed System Containers, 6/cs
- 33902000 Resource® Diabetic 1500mL Closed System Containers, 6/cs



**NOVARTIS RESOURCE® DIABETIC SUPPLEMENT**

A balanced liquid formula with fiber specifically formulated for persons with diabetes.

- 33910000 Resource® French Vanilla Flavored, 8 fl oz. Brik Paks, 27/cs
- 33920000 Resource® Chocolate Flavored, 8 fl oz. Brik Paks, 27/cs
- 33930000 Resource® Creamy Strawberry Flavored, 8 fl oz. Brik Paks, 27/cs



**NOVARTIS RESOURCE® DIABETISHIELD™ LIQUID SUPPLEMENT**

Contains arginine, chromium, vitamin C and E, the key ingredients to help improve insulin sensitivity and glucose tolerance and may decrease diabetes-associated tissue damage.

- 34910000 8 oz. Resource® Diabetishield™ Tetra Brik, Orange Twist, 27/cs
- 34930000 8 oz. Resource® Diabetishield™ Tetra Brik, Mixed Berry, 27/cs



**NOVARTIS RESOURCE® FRUIT BEVERAGE**

A delicious fruit-flavored, fat-free nutritional supplement for patients who cannot consume a sufficient intake of food to meet their nutritional requirements.

- 18600000 Resource® Variety-Pak, 8 fl oz. Brik Paks, 27/cs
- 18620000 Resource® Orange Flavored, 8 fl oz. Brik Paks, 27/cs
- 18640000 Resource® Peach Flavored, 8 fl oz. Brik Paks, 27/cs
- 18660000 Resource® Wild Berry Flavored, 8 fl oz. Brik Paks, 27/cs



**NOVARTIS RESOURCE® JUST FOR KIDS**

A delicious, complete nutritional formula specially designed for children ages 1-10. May be consumed orally or used as a tube feeding.

- 33110000 Resource® French Vanilla Flavored, 8 fl oz. Brik Paks, 27/cs
- 33120000 Resource® Chocolate Flavored, 8 fl oz. Brik Paks, 27/cs
- 33130000 Resource® Creamy Strawberry Flavored, 8 fl oz. Brik Paks, 27/cs
- 33140000 Resource® French Vanilla Flavored w/fiber, 8 fl oz. Brik Paks, 27/cs

**NOVARTIS RESOURCE® JUST FOR KIDS 1.5 CAL**

RESOURCE Just for Kids 1.5 Cal formula is a complete nutritional formula designed for children ages 1-10. It is available with or without fiber. The product provides 1.5 calories/mL and is rich in calcium to help grow strong bones. It may be consumed orally or used as a tube feeding.

- 33190000 8 fl oz. Tetra Brik® Paks, French Vanilla, 27/cs
- 33200000 8 fl oz. Tetra Brik® Paks, French Vanilla w/fiber, 27/cs

**NOVARTIS RESOURCE® OPTISOURCE™  
HIGH PROTEIN DRINK**

Provides 12 grams of high quality protein in a convenient 4 oz serving. These drinks are lactose free and contain 6 grams of carbohydrate per serving with no added sugar making it ideal for post bariatric surgery patients in meeting their ongoing protein needs despite significant volume restriction. Each drink contains 100% of the daily value for vitamin B12 and 15% of the daily value for calcium.

- 17470000 4 oz. Tetra Brik® Caramel High Protein Drink, 28/cs
- 17480000 4 oz. Tetra Brik® Strawberry High Protein Drink, 28/cs

**NOVARTIS RESOURCE® SUPPORT SUPPLEMENT**

A new high energy, high-protein supplement for people with tumor-induced weight loss. Contains a unique blend of specialized nutrients designed to help promote weight gain, build muscle, and strengthen the immune system - important for better tolerance to cancer treatment and a better quality of life. Concentrated calories (360 calories). High protein (21 grams). Contains omega-3 fatty acids, EPA and DHA. Soluble fiber blend with Benefiber®. 24 vitamins and minerals.

- 175500 8 oz. Vanilla Tetra Brik Resource® Support Supplement, 27/cs
- 175600 8 oz. Chocolate Tetra Brik Resource® Support Supplement, 27/cs
- 175700 8 oz. Strawberry Tetra Brik Resource® Support Supply, 27/cs

**NOVARTIS RESPALOR®**

Respalor formula is a nutritionally complete product specifically designed for the dietary management of pulmonary patients who require high nitrogen and calorie intake in limited volume. May be fed orally or as a tube feeding. Fortified with ultratrace minerals and vitamins E, C, and beta carotene.

- 06440300 8 fl oz. cans, Vanilla, 24/cs
- 06510500 1000mL Closed System containers, 6/cs

**NOVARTIS SUBDUE®**

Subdue formula is a nutritionally complete, ready-to-use elemental oral or tube-feeding specifically designed for the dietary management of patients with impaired gastrointestinal function who have difficulty digesting and absorbing nutrients. A peptide-based formula with increased levels of antioxidant vitamins E, C, and beta carotene.

- 08730200 8 fl oz. cans, Unflavored, 24/cs
- 08740100 8 fl oz. cans, Rich Chocolate, 24/cs
- 08750200 8 fl oz. cans, Orange Vanilla, 24/cs

**NOVARTIS SUBDUE PLUS®**

Subdue Plus formula is a nutritionally complete, calorically dense, ready-to-use elemental oral or tube-feeding specially designed for the dietary management of patients with impaired gastrointestinal function who have difficulty digesting and absorbing nutrients. Peptide-based; hydrolyzed whey protein concentrate fortified with ultratrace minerals and conditionally essential nutrients.

- 10070200 8 fl oz. cans, 24/cs



260140



262140

**NOVARTIS SUPERCAL MIXES**

- 260140 Hot Cereal, Oatmeal, 58.2 oz. Bags, 4/cs
- 261140 Hot Cereal, Farina, 58.2 oz. Bags, 4/cs
- 262140 Mashed Potato, 55.5 oz. Bags, 4/cs



225100



276100



277100

**NOVARTIS THICKENERS**

- 225100 ThickenUp, 8 oz. Cans, 12/cs
- 225200 ThickenUp, 12 lb Box
- 225300 ThickenUp, 25 lb Box
- 225400 ThickenUp, 6.4g Packets, 75/cs
- 276100 Puree Appeal, 20 oz. Bags, 4/cs
- 277100 Ground Meat Enhancer, 2 lb - 10 oz. Bags, 4/cs



**NOVARTIS TOLEREX®**

A nutritionally complete, truly elemental diet containing 100% free amino acids.

- 04580500 Tolerex® 2.82 oz. Packets, 60/cs

**NOVARTIS TRAUMACAL®**

TraumaCal formula is a high-calorie, high-nitrogen product for metabolically stressed patients. May be fed orally or as a tube feeding. Has increased amounts of vitamins C, B-complex, E, and copper and zinc, often recommended for wound healing.

- 04640400 8 fl oz. cans, Vanilla, 24/cs

**NOVARTIS ULTRACAL®**

Ultracal formula is a nutritionally complete, moderate-nitrogen, tube-feeding with fiber. Each 8 fl oz serving provides 3.4g of dietary fiber and at least 20% of the RDI for high-quality protein, vitamins, and minerals

- 43590200 32 fl oz. cans, 6/cs
- 43590300 8 fl oz. cans, 24/cs
- 43590600 1000mL Closed System containers, 6/cs

**NOVARTIS ULTRACAL® HN PLUS**

Ultracal HN Plus formula is a moderately high-nitrogen, 1.2 calorie, nutritionally complete tube feeding with fiber. Provides 10g of dietary fiber per 1200 calories

- 43610300 8 fl oz. cans, 24/cs
- 43610400 1500mL Closed System Containers, 6/cs



**NOVARTIS VIVONEX® FLAVOR PACKETS**

Can be added to any Vivonex Powder for oral consumption. Helps provide flavor variety and minimize flavor fatigue.

- 07160100 Vivonex® Orange-Pineapple, 120 pkts/cs
- 07170100 Vivonex® Lemon-Lime, 120 pkts/cs
- 07180100 Vivonex® Cherry-Vanilla, 120 pkts/cs
- 07200100 Vivonex® Raspberry, 120 pkts/cs



**NOVARTIS VIVONEX® PEDIATRIC**

A nutritionally complete elemental (100% free amino acids) formula designed specifically for children ages 1-10. Can be used a tube feeding or consumed orally and flavored with Vivonex® Flavor Packets.

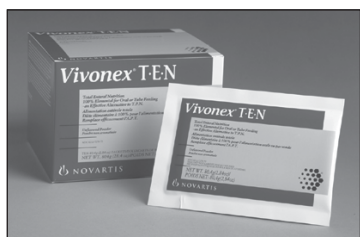
- 07131000 Vivonex® Pediatric 1.7 oz. Packets, 36/cs



**NOVARTIS VIVONEX® PLUS**

A high-nitrogen, elemental (100% free amino acids) diet for total enteral nutrition. Additional free glutamine (10g/L) and enhanced arginine and branched-chain amino acid contents make it especially useful in stressed, catabolic patients. May be used postoperatively as an enteral alternative to TPN and may also benefit patients with gastrointestinal impairment.

- 07129800 Vivonex® Plus 2.8 oz. Packets, 36/cs



**NOVARTIS VIVONEX® T.E.N.**

An elemental diet containing 100% free amino acids and enriched with glutamine to meet the total nutritional needs of patients with gastrointestinal impairment.

- 07127400 Vivonex® T.E.N. 2.82 oz. Packets, 60/cs



**KENDALL KANGAROO 224 ENTERAL FEEDING PUMP**

Accurate volumetric delivery. Overinfusion safeguard. Retains flow rate setting in memory for 24 hours after pump shuts-off. Touch panel controls/rate control knob. High visibility LED display. Audio and visual alarms. Simplified set-up. 16-hour battery. Built-in pole clamp. One-year warranty.

- 8884322444 Kangaroo 224 Enteral Feeding Pump

**KENDALL KANGAROO 324 ENTERAL FEEDING PUMP**

Accurate volumetric delivery with an operating range of 1-300ml/hr in 1ml/hr increments. Ability to preset a volume to be delivered (range 1-2000ml/hr in 1ml increments). Accuracy ±10% of selected flow rate. 12psi occlusion pressure. Overinfusion safeguard. Retains flow rate, dose and volume delivered in memory for 24 hours after pump shuts-off. Touch panel controls. Volume totalizer with separate volume clear button. High visibility LED display. Audio and visual alarms with variable alarm volume control for flow error, low battery, hold error, VTBD delivered, no set and system error. Rechargeable nickel metal hydride battery. 16-hour battery life at 125ml/hr setting. Built-in pole clamp. Pump mechanism is rotary peristaltic. Power requirements of 120V, 60Hz, 1 Amp. Dimensions: 7 1/4"H x 5 1/2"W x 4 1/4"D. Weighs approximately 3.5lbs. Case material is ABS plastic flame retardant. 1 year warranty.

- 8884332443 Model 324 Enteral Feeding Pump



**KENDALL KANGAROO ENTERAL FEEDING PUMP SET**

Overinfusion safeguard (when used with 224, 324, PET or Control Pumps). Fits Kangaroo 224, 324, Pet and Control Pumps. Non-IV compatible connectors.

- 8884702005 Pump Set Includes: 500mL Bag w/Easy-Cap Closure & Ice Pouch, 30/cs
- 8884702105 Pump Set Includes: Deluxe 500mL Graduated Bag w/Easy-Cap Closure, Non-Sterile, 30/cs
- 8884704305 Deluxe 1200mL Graduated Bag w/easy cap closure, 30/cs
- 8884704605 Proximal Spike Pump Set, Non-Sterile, 30/cs
- 8884704705 Screw Cap Pump Set - Screw Cap Designed to Fit Glass Enteral Formula Bottles, 30/cs
- 8884704805 Deluxe 1600mL Graduated Bag w/easy cap closure, 30/cs
- 8884712004 Sterile, 500mL Bag w/easy cap closure & Ice Pouch, 36/cs
- 8884712100 Sterile, Deluxe 500mL Graduated Bag w/easy cap closure, 36/cs
- 8884713600 Sterile, 1000mL Bag w/easy cap closure & Ice Pouch, 36/cs
- 8884714300 Sterile, Deluxe 1200mL Graduated Bag w/easy cap closure, 36/cs
- 8884714600 Proximal Spike Pump Set, Sterile, 36/cs
- 8884714800 Sterile, Deluxe 1600mL Graduated Bag w/easy cap closure, 36/cs
- 8884773600 Pump Set Includes: 1000mL Bag w/easy-cap closure & Ice Pouch, Non-Sterile, 30/cs

**KENDALL KANGAROO ENTRIFLUSH PUMP SET**

For use with Kangaroo Entri Flush pump only. Non-IV compatible connectors. One way anti-free flow valve.

- 704649 DEHP Free Spike w/1000mL Flush Bag, 30/cs
- 773646 DEHP Free 1000mL Bag/Flush Bag, 30/cs
- 8884704639 Proximal Spike Pump Set w/1000mL flush bag, 30/cs
- 8884773642 1000mL Bag & Pump Set w/1000mL Flush Bag, 30/cs



8884350300



8884350409

**KENDALL KANGAROO PET ENTERAL FEEDING PUMP**

For ambulatory enteral patients. Lightweight. 14-hour battery. Loading arm locks into place. Overinfusion safeguard. Permits intermittent delivery. Retains all settings in memory for 16 hours after pump shut-off. Carrying case can be worn as a backpack or shoulder pack. Velcro close flaps on carrying case. Freestanding frame, so no need for IV pole. One-year warrant.

- 8884350300 Kangaroo PET Pump Only
- 8884350391 Kangaroo PET Pump Charger Base Only
- 8884350400 Kangaroo Pet Backpack
- 8884350482 Frame Only, 1/cs
- 8884350490 Charging Cable

**Accessories**

- 8884350409 Kangaroo Carrying Case w/frame, 1/cs

**KENDALL KANGAROO PUMP SETS**

Overinfusion safeguard (when used with Kangaroo 224, 324, control or PET pumps). Fits Kangaroo 224, 324, and Control PET Pumps. Non-IV compatible connectors.


- 8884700207 Pump Set 4' Tubing Extension, 30/cs
- 8884705008 Y-Site Extension Set, Non-Sterile, 30/cs
- 8884706204 1200mL Rigid Container w/preattached pump set, Non-Sterile, 30/cs
- 8884706212 1200mL Rigid Container w/out pump set, Non-Sterile, 30/cs
- 8884706220 600mL Rigid Container w/preattached pump set, Non-Sterile, 30/cs
- 8884706238 600mL Rigid Container w/out pump set, Non-Sterile, 30/cs
- 8884706800 Screw Cap Pump Set for Rigid Containers, Non-Sterile, 30/cs
- 8884716100 100mL Rigid Burette, Sterile, 36/cs



**BRIGHT BEGINNINGS™ SOY PEDIATRIC NUTRITIONAL DRINK**

Provides 100% of NAS-NRC RDAs for Protein, Vitamins and Minerals: In 1000mL (approx. 34 fl oz.) for children 1 to 6 years of age, In 1300mL (approx. 44 fl oz.) for children 7 to 10 years of age. Can be used as a nutritional snack or as a source of complete nutrition when recommended by a physician or nutritionist. Kosher (D), Lactose-Free, Cow's Milk Protein-Free. No Animal Sources - Can be used by Vegetarians. Made in same factory and GMP quality standards as infant formulas. Reviewed by USDA and declared federally WIC eligible.

- 350-08 Vanilla, Soy Based Pediatric Drink, 8oz/can, 24 can/cs



**KENDALL ARGYLE POLYVINYL CHLORIDE FEEDING TUBES WITH SENTINEL LINE**

Thermosensitive material with Slide-TEX finish. Colored x-ray opaque SENTINEL LINE. Two eyes. Funnel connector. Attached cap. Sterile.

- 155720 15" (38cm), 5 FR, Feeding Tube, 50/cs
- 155721 5 FR 36" Feeding Tube, 50/cs
- 155722 15" (38cm), 8 FR, Feeding Tube, 50/cs
- 155723 5 FR 42" Feeding Tube, 50/cs
- 8881033155 3cc Safety Syringe, 21 x 1 1/2 SP, 80/bx, 6 bx/cs
- 8881533338 3cc Safety Syringe, 23 x 1 RP, 100/bx, 5 bx/cs
- 8888260208 10 FR x 42" PVC Feeding Tube, 50/cs
- 8888260406 8 FR x 42" PVC Feeding Tube, 50/cs
- 8888260604 8 FR x 16" PVC Feeding Tube, 50/cs
- 8888260711 6.5 FR x 16" PVC Feeding Tube, 50/cs
- 8888260802 16" (41cm) 5 FR, Feeding Tube, 50/cs
- 8888261008 5 FR x 36" PVC Feeding Tube, 50/cs
- 8888261206 3.5 FR x 12" PVC Feeding Tube, 10/cs

**KENDALL ARGYLE SALEM SUMP TUBE WITH ANTI-REFLUX VALVE**

Gastric reflux prevention valve. Exclusive PAAB (Pressure Activated Air Buffer). Double lumen PVC tube - one for suction drainage and one for sump vent. X-ray opaque sentinel line with sentinel eye. Integral funnel connector with removable 5-in-1 adapter. Integral irrigation funnel for irrigating through sump vent lumen. Funnel end of vent lumen can be used to cap 5-in-1 adapter. Sterile.

- 8888266106 10 FR x 36", Salem Sump Tube, w/Anti-Reflux Valve, 50/cs
- 8888266114 12 FR x 48", Salem Sump Tube, w/Anti-Reflux Valve, 50/cs
- 8888266122 14 FR x 48", Salem Sump Tube, w/Anti-Reflux Valve, 50/cs
- 8888266130 16 FR x 48", Salem Sump Tube, w/Anti-Reflux Valve, 50/cs
- 8888266148 18 FR x 48", Salem Sump Tube, w/Anti-Reflux Valve, 50/cs
- 8888268169 6 FR x 24", Salem Sump Tube, w/Anti-Reflux Valve, 10cs
- 8888268185 8 FR x 24", Salem Sump Tube, w/Anti-Reflux Valve, 10cs



**KENDALL ARGYLE SALEM SUMP TUBES**

Double lumen PVC tube - one for suction drainage; one for sump vent. X-ray opaque SENTINEL Line with SENTINEL Eye. Integral funnel connector with removable 5-in-1 adapter. Integral irrigation funnel for irrigating through sump vent lumen. Funnel end of vent lumen can be used to cap 5-in-1 adapter. Sterile.

- 8888264911 36" (91cm), 10 FR, Sump Tube, 50/cs
- 8888264929 48" (122cm), 12 FR, Sump Tube, 50/cs
- 8888264945 48" (122cm), 14 FR, Sump Tube, 50/cs
- 8888264960 48" (122cm), 16 FR, Sump Tube, 50/cs
- 8888264986 48" (122cm), 18 FR, Sump Tube, 50/cs
- 8888268060 24" (61cm), 6 FR Sump Tube, 10/cs
- 8888268086 24" (61cm), 8 FR, Sump Tube, 10/cs

**KENDALL DOBBHOFF NASOGASTRIC FEEDING TUBES**

Available with and without flow through stylets. Coated with hydromer hydrophilic lubricant. Radiopaque polyurethane material. With dual port connectors. CM markings.

8884710826	8 FR x 55"L Nasogastric Feeding Tube, 7g, w/stylet, 10/cs
8884710842	8 FR x 43"L Nasogastric Feeding Tube, 7g, w/out stylet, 10/cs
8884710859	8 FR x 43"L Nasogastric Feeding Tube, 7g, w/stylet, 10/cs
8884710867	8 FR x 43"L Nasogastric Feeding Tube, 5g, w/stylet, 10/cs
8884711006	10 FR x 43"L Nasogastric Feeding Tube, 7g, w/stylet, 10/cs
8884711246	12 FR x 43"L Nasogastric Feeding Tube, 7g, w/out stylet, 10/cs
8884711253	12 FR x 43"L Nasogastric Feeding Tube, 7g, w/stylet, 10/cs

**KENDALL ENTRISTAR SKIN LEVEL TUBE ACCESSORIES**

8884741821	Continuous Feeding Set, Non-Sterile, 10/cs
------------	--

**RUSCH BELLY BAG®**

B1000	1000ml Belly Bag, 10/bx
B1000CT	1000ml Belly Bag w/24" drain tube, 10/bx
B1000P	1000ml Belly Bag w/sample port, 10/bx

**Accessories**

BBDT	Drain Tube, 10/bx
PO337	Replacement Belt, 10/bx

**RUSCH ENFUSE™ FEEDING TUBE WITH TWIN-PORT™ CATH TIP CONNECTOR**

Polyurethane. TWIN-PORT™ "Y" connector. Unweighted or tungsten weighted. Without stylet. X-ray opaque stripe. Single use. Non-sterile.

E120036	36" Unweighted Feeding Tube, 12F, 10/bx
E122245	45" 4.0 gm Feeding Tube, 12F, 10/bx
E140036	36" Unweighted Feeding Tube, 14F, 10/bx
E141436	36" 4.0 gm Feeding Tube, 14F, 10/bx
E141445	45" 4.0 gm Feeding Tube, 14F, 10/bx

**WELCON PILL CRUSHER™ ENTERAL IRRIGATION PRODUCTS**

3305	Pill Crusher Enteral Irrigation Syringe in a Side Open Pole Bag, 30/cs
3310	Pill Crusher Enteral Irrigation Kit w/pill crusher syringe, Small Tube Adapter & 2-Piece 500ml Graduate, 30/cs

**WELCON ULTRAFLO® ENTERAL FEEDING DISPOSABLES**

8 ft tubing length allows for greater patient mobility. Built-in pouch on 1500ml bags adapt to a variety of uses. The 6-step connector allows usage of over 80 different nasogastric tubes and gastrostomy tubes. All bags manufactured of Class VI foodgrade vinyl assures formula integrity.

PR1003	1000ml Nutricare Standard Flexiflo III Bag Set, 30/cs
UA201	Universal Y Adapter w/flushing port, 30/cs
UC1500	1500ml Spikeable Enteral Feeding Bag, 30/cs
UG1000	1000ml Top Fill Container w/pre-attached gravity administration set, 30/cs
UG1000B	100ml Top Fill Container w/pre-attached gravity administration set & barbed stepdown adapter, 30/cs
UG1500	1500ml Deluxe Top Fill Container w/pre-attached gravity administration set, 30/cs
UG500	500ml Top Fill Container w/pre-attached gravity administration set, 30/cs
UI300	300ml Intermittent Feeding Container w/preattached gravity set, 30/cs
UK100	Pump Set w/spike, Fits Pre-Filled Containers, 30/cs
UK1000	1000ml Top Fill Container w/pre-attached pump set, 30/cs
UK1000B	1000ml Top Fill Container w/pre-attached pump set & barbed stepdown adapter, 30/cs
UK100B	Pump Set w/spike, Barbed Stepdown Adapter, Fits Prefilled Containers, 30/cs
UK1500	1500ml Top Fill Container w/pre-attached pump set, 30/cs
UK500	500ml Top Fill Container w/pre-attached pump set, 30/cs

**WINFIELD DIETARY BAG**

642	Clear Dietary Bag, No Print, 100/cs
-----	-------------------------------------



555001



555050

**HYOGUARD ASSURE™ 3 BLOOD GLUCOSE MONITORING SYSTEM**

Makes testing three times faster. Uses biosensor technology. Calibration is easy - simply insert the code chip and the meter is ready to test. Testing is easy - insert a test strip and the meter turns on. Apply sample and obtain plasma-referenced result in 10 seconds. Uses a specially designed test strip. The test strip with ergonomic. Guide-me-Curve™ facilitates blood application. Capillary action wicks the sample into the test chamber. Features: smaller sample - uses only 3ul blood sample, automatic on/off with insertion and removal of test strip, and wide test range 30-550 mg/dL.

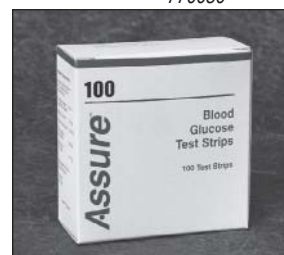
555001	Assure 3 Meter Only
555006	Assure 3 Control Solution Level 1&2
555008	Assure 3 Check Strip
555050	Assure 3 Test Strips w/code chip, 50/btl
555100	Assure 3 Test Strips w/code chip, 100/btl



770001



770050



770100

**HYOGUARD ASSURE™ BLOOD GLUCOSE MONITORING SYSTEM**

This value-priced system features a large touch screen display. Because the Assure® is equipped with biosensor technology, cleaning the meter is virtually eliminated. It has a test range of 30 to 500 mg/dl and provides test results within 35 seconds. The meter stores up to 180 test results in memory with a time and date stamp so data can be downloaded to a personal computer with a software program for data manipulation and trend analysis.

770005	Control Solutions, Level One/Level Two
770050	Test Strips w/code chip, 50/btl
770100	Test Strips w/code chip, 100/btl
770008	Check Strip



220005



220050



221100

### HYPOGUARD ASSURE™ II BLOOD GLUCOSE MONITORING SYSTEM

Uses biosensor technology. Calibration is easy - simply insert the code chip and the meter is ready to test. It makes blood glucose testing easy - insert a test strip and the meter turns on. Apply sample and obtain a plasma-referenced result in 30 seconds. Uses a specially designed strip. The test strip with ergonomic Guide-me-Curve™ facilitates blood application. Capillary action wicks the sample into the test chamber. Features: smaller sample - only 3ul blood sample, automatic on/off with insertion and removal of test strip, and wide test range 30-550 mg/dL.

- 220005 Control Solution, Level One Only
- 220006 Control Solution, Level One/Level Two
- 220008 Check Strip
- 220050 Test Strips, 50/btl
- 220100 Test Strips, 100/btl

### HYPOGUARD BLOOD GLUCOSE METER ACCESSORIES

- 000060 6V J-Battery

### BD DIABETES CARE ACCESSORIES

- 325772 Ultra-Fine™ Sterile Single Use Lancets, 200/sp, 12 sp/cs
- 325773 Ultra-Fine™ Sterile Single Use Lancets, 100/sp, 24 sp/cs
- 325775 Lancet Device, 12/cs
- 328230 Glucose Tablets, 6/pkg, 12 pkg/cs
- 328233 Magni-Guide™ Insuline Syringe Magnifier, 12/cs



### 3M™ CAVILON™ DIABETES FOOT CARE KIT

Kit includes: 1 spray bottle 3M™ Cavilon™ Antiseptic Skin Cleanser and 1 tube of 3M™ Cavilon™ Foot Emollient Cream.

- 3330 Diabetes Foot Care Kit: 8 oz Spray Bottle & 4 oz Tube, 6 kits/cs

### HUNTLEIGH DIABETIC FOOT ASSESSMENT KIT

Ideal for assessing the ischaemic and neuropathic foot of diabetic patients. The kit includes a Multi Dopplex II bi-directional doppler, VP8HS, sphyg, toe and arm cuffs, and a Neupren.

- DFK1/MD2 Diabetic Foot Assessment Kit



### COURIER WHEELCHAIRS STANDARD

The perfect combination of both quality and economy. Meets RESNA standards for manual wheelchairs in product performance. Low maintenance, dual sealed precision bearings. Heavy-duty inner liners keep seat and back from stretching. 16-gauge crossbraces add strength and durability. 250 lbs weight capacity. Features 8" solid rubber casters, 24" urethane rear wheels, chrome handrim, midnight blue vinyl upholstery, padded upholstered arms, carry pocket and heavy duty inner liner upholstery. Limited lifetime warranty. Front riggings sold separately on the swingaway adult frames (N51050 or N51052).

- N51001 16" Wide Wheelchair w/ fixed frame, full permanent arm & aluminum footplates
- N51002 18" Wide Wheelchair w/ fixed frame, full permanent arm & aluminum footplates
- N51003 16" Wide Wheelchair w/ swingaway adult frame & full permanent arms
- N51004 18" Wide Wheelchair w/ swingaway adult frame & full permanent arms
- N51005 16" Wide Wheelchair w/ swingaway adult frame & full removable arms
- N51006 18" Wide Wheelchair w/ swingaway adult frame & full removable arms
- N51007 16" Wide Wheelchair w/ swingaway adult frame & desk removable arms
- N51008 18" Wide Wheelchair w/ swingaway adult frame & desk removable arms
- N51009 20" Wide Wheelchair w/ swingaway adult frame & full removable arm
- N51010 20" Wide Wheelchair w/ swingaway adult frame & desk removable arm

### COURIER WHEELCHAIR ACCESSORIES

- N51050 Footrests w/ aluminum footplate (For standard chairs)
- N51052 Elevating Legrests w/ aluminum footplate & padded calf pads w/ black upholstery & hemi spacing (For standard, lightweight & hemi chairs)

### INVACARE 9000 SL WHEELCHAIRS

Durable, low maintenance triple chrome plated carbon-steel frame is long lasting. Multiple frame color variations for customizing. Dual axle positions allow variation of seat to floor heights. Urethane rear tires, mounted on a "No Flex" wheel offer superior performance. Urethane casters for better ride and lighter weight. No maintenance, dual-sealed precision bearings. Heavy duty inner liners keep seats and backs from stretching. Flame retardant upholstery resists mildew and bacteria, we well as cold-crack and UV damage. Space Saver arms narrow overall frame width without limiting seat width. 250 lb weight limit. Lifetime warranty on frame and crossbraces.

- 9SL/AWD66/88/T93HC 16" x 16" Wheelchair Adult Height, Desk Length Flip Back Arms, Swing Away Footrest
- 9SL/AWD86/88/T93HC 18" x 16" Wheelchair Adult Height, Desk Length Flip Back Arms, Swing Away Footrest
- 9SL/HWD66/88/T93HC 16" x 16" Wheelchair Hemi Height, Desk Length Flip Back Arms, Swing Away Footrest
- 9SL/HWD86/88/T93HC 18" x 16" Wheelchair Hemi Height, Desk Length Flip Back Arms, Swing Away Footrest

## INVACARE 9000 XT RECLINING WHEELCHAIRS

Adjustable-angle back easily changes from -5° to 20° in 5° increments. Back is adjustable from 15" to 19" in 1" increments and anti-tippers are standard. Durable, low maintenance triple chrome plated carbon-steel frame is long lasting. Multiple frame color variations for customizing. Dual axle positions allow variation of seat to floor heights. Urethane rear tires, mounted on a No Flex wheel offer superior performance. Urethane casters for better ride and lighter weight. No maintenance, dual-sealed precision bearings. Heavy duty inner liners keep seats and backs from stretching. Flame retardant upholstery resists mildew and bacteria, we well as cold-crack and UV damage. 250 lb weight limit. Lifetime warranty on frame and crossbraces.

9RC/WD66/28/T94HC	16" x 16" Recliner, Desk Length Flip Back Arms, Elevating Legrest
9RC/WD86/28/T94HC	18" x 16" Recliner, Desk Length Flip Back Arms, Elevating Legrest



## INVACARE TRACER® EX WHEELCHAIRS

Durable, low maintenance triple chrome plated carbon-steel frame is long lasting. 14 gauge crossbraces add strength and durability. Urethane rear tires, mounted on a "No Flex" wheel offer superior performance. No maintenance, dual-sealed precision bearings. Composite soft touch handrims do not rust or crack, and are completely sealed for user safety. Heavy duty inner liners keep seats and backs from stretching. Flame retardant upholstery resists mildew and bacteria, we well as cold-crack and UV damage. Upholstery is dual embossed. 250 lb weight limit. Five year warranty.

TREX2/WD06/18/T93HC	20" x 16" Wheelchair Adult Height, Full Length Detachable Arms, Swing Away Footrest
TREX2/WD06/28/T93HC	20" x 16" Wheelchair Adult Height, Desk Length Detachable Arms, Swing Away Footrest
TREX2/WD66/18/T93HC	16" x 16" Wheelchair Adult Height, Full Length Detachable Arms, Swing Away Footrest
TREX2/WD66/28/T93HC	16" x 16" Wheelchair Adult Height, Desk Length Detachable Arms, Swing Away Footrest
TREX2/WD86/08/T93HC	18" x 16" Wheelchair Adult Height, Permanent Arms, Swing Away Footrest
TREX2/WD86/18/T93HC	18" x 16" Wheelchair Adult Height, Full Length Detachable Arms, Swing Away Footrest
TREX2/WD86/28/T93HC	18" x 16" Wheelchair Adult Height, Desk Length Detachable Arms, Swing Away Footrest
TREX2/WD86/28/T94HC	18" x 16" Wheelchair Adult Height, Desk Length Detachable Arms, Elevating Legrest



## INVACARE TRACER® SX WHEELCHAIRS

Durable, low maintenance triple chrome plated carbon-steel frame is long lasting. Dual axle positions allow variation of seat to floor heights. 14 gauge crossbraces add strength and durability. Urethane rear tires, mounted on a "No Flex" wheel offer superior performance. Urethane casters for better ride and lighter weight. Low maintenance, dual-sealed precision bearings. Heavy duty inner liners keep seats and backs from stretching. Flame retardant upholstery resists mildew and bacteria, we well as cold-crack and UV damage. Upholstery is dual embossed. 250 lb weight limit. Lifetime warranty on frame and crossbraces.

TRSX5/WD06/Adult/28	T93HC, 20" x 16" Wheelchair Adult Height, Desk Length Detachable Arms, Swing Away Footrest
TRSX5/WD06/Hemi/28	T93HC, 20" x 16" Wheelchair Hemi Height, Desk Length Detachable Arms, Swing Away Footrest
TRSX5/WD66/Adult/28	T93HC, 16" x 16" Wheelchair Adult Height, Desk Length Detachable Arms, Swing Away Footrest
TRSX5/WD66/Hemi/28	T93HC, 16" x 16" Wheelchair Hemi Height, Desk Length Detachable Arms, Swing Away Footrest
TRSX5/WD86/Adult/28	T93HC, 18" x 16" Wheelchair Adult Height, Desk Length Detachable Arms, Swing Away Footrest
TRSX5/WD86/Hemi/28	T93HC, 18" x 16" Wheelchair Hemi Height, Desk Length Detachable Arms, Swing Away Footrest



## MADA WHEELCHAIRS

Heavy gauge chrome plated steel. Padded arm rests.

3100F	Fixed Arm Wheelchair w/S/A footrests
3100D	Removable Desk Arm Wheelchair w/S/A footrests
3100DELR	Removable Desk Arm Wheelchair w/elevating legrests
3100FELR	Fixed Arm Wheelchair w/elevating legrests

### Accessories

3409	Backpack For Wheelchair
ELRNS	Elevating Legrests



**SUNRISE MEDICAL GUARDIAN EASY CARE™ WHEELCHAIRS**

116FAFUF5	1000 Series Standard Wheelchair, 16", Fixed Full Arms, Fixed Footrests, Black Vinyl, 250 lb Capacity
118FAFUF5	1000 Series Standard Wheelchair, 18", Fixed Full Arms, Fixed Footrests, Black Vinyl, 250 lb Capacity
1T17FAF5P5	1000 Series Transport Wheelchair, 17" Steel, Fixed Padded Full Arms, Swingaway Footrests, Black Nylon, 250 lb Capacity
1T19FAF5P5	1000 Series Transport Wheelchair, 19" Steel, Fixed Padded Full Arms, Swingaway Footrests, Black Nylon, 250 lb Capacity
1TA19FAF5P5	1000 Series Transport Wheelchair, 19" Aluminum, Fixed Padded Full Arms, Swingaway Footrests, Black Nylon, 250 lb Capacity
216FAFP5F5	2000 Series Standard Wheelchair, 16", Fixed Padded Full Arms, Fixed Footrests, Black Vinyl, 250 lb Capacity
216FAFP5P5	2000 Series Standard Wheelchair, 16", Fixed Padded Full Arms, Swingaway Footrests, Black Vinyl, 250 lb Capacity
216RADPE	2000 Series Standard Wheelchair, 16", Removable Padded Desk Arms, Elevating Footrests, Black Vinyl, 250 lb Capacity
216RADP5S	2000 Series Standard Wheelchair, 16", Removable Padded Desk Arms, Swingaway Footrests, Black Vinyl, 250 lb Capacity
216RAFPE	2000 Series Standard Wheelchair, 16", Removable Padded Full Arms, Elevating Footrests, Black Vinyl, 250 lb Capacity
216RAF5P5	2000 Series Standard Wheelchair, 16", Removable Padded Full Arms, Swingaway Footrests, Black Vinyl, 250 lb Capacity
218FAFP5F5	2000 Series Standard Wheelchair, 18", Fixed Padded Full Arms, Fixed Footrests, Black Vinyl, 250 lb Capacity
218FAFP5P5	2000 Series Standard Wheelchair, 18", Fixed Padded Full Arms, Swingaway Footrests, Black Vinyl, 250 lb Capacity
218RADPE	2000 Series Standard Wheelchair, 18", Removable Padded Desk Arms, Elevating Footrests, Black Vinyl, 250 lb Capacity
218RADP5S	2000 Series Standard Wheelchair, 18", Removable Padded Desk Arms, Swingaway Footrests, Black Vinyl, 250 lb Capacity
218RAFPE	2000 Series Standard Wheelchair, 18", Removable Padded Full Arms, Elevating Footrests, Black Vinyl, 250 lb Capacity
218RAF5P5	2000 Series Standard Wheelchair, 18", Removable Padded Full Arms, Swingaway Footrests, Black Vinyl, 250 lb Capacity
220RADPE	2000HD Series Heavy Duty Wheelchair, 20", Removable Padded Desk Arms, Elevating Footrests, Black Vinyl, 300 lb Capacity
220RADP5S	2000HD Series Heavy Duty Wheelchair, 20", Removable Padded Desk Arms, Swingaway Footrests, Black Vinyl, 300 lb Capacity
220RAFPE	2000HD Series Heavy Duty Wheelchair, 20", Removable Padded Full Arms, Elevating Footrests, Black Vinyl, 350 lb Capacity
220RAF5P5	2000HD Series Heavy Duty Wheelchair, 20", Removable Padded Full Arms, Swingaway Footrests, Black Vinyl, 350 lb Capacity
2HD22RADPE	2000HD Series Heavy Duty Wheelchair, 22", Removable Padded Desk Arms, Elevating Footrests, Black Vinyl, 450 lb Capacity
2HD22RADP5S	2000HD Series Heavy Duty Wheelchair, 22", Removable Padded Desk Arms, Swingaway Footrests, Black Vinyl, 450 lb Capacity
2HD22RAFPE	2000HD Series Heavy Duty Wheelchair, 22", Removable Padded Full Arms, Elevating Footrests, Black Vinyl, 450 lb Capacity
2HD22RAF5P5	2000HD Series Heavy Duty Wheelchair, 22", Removable Padded Full Arms, Swingaway Footrests, Black Vinyl, 450 lb Capacity
2HD24RADPE	2000HD Series Heavy Duty Wheelchair, 24", Removable Padded Desk Arms, Elevating Footrests, Black Vinyl, 450 lb Capacity
2HD24RADP5S	2000HD Series Heavy Duty Wheelchair, 24", Removable Padded Desk Arms, Swingaway Footrests, Black Vinyl, 450 lb Capacity
2HD24RAFPE	2000HD Series Heavy Duty Wheelchair, 24", Removable Padded Full Arms, Elevating Footrests, Black Vinyl, 450 lb Capacity
2HD24RAF5P5	2000HD Series Heavy Duty Wheelchair, 24", Removable Padded Full Arms, Swingaway Footrests, Black Vinyl, 450 lb Capacity
316RADPE	3000 Series Lightweight Wheelchair, 16", Removable Padded Desk Arms, Elevating Footrests, Black Nylon, 250 lb Capacity
316RADP5S	3000 Series Lightweight Wheelchair, 16", Removable Padded Desk Arms, Swingaway Footrests, Black Nylon, 250 lb Capacity
318RADPE	3000 Series Lightweight Wheelchair, 18", Removable Padded Desk Arms, Elevating Footrests, Black Nylon, 250 lb Capacity
318RADP5S	3000 Series Lightweight Wheelchair, 18", Removable Padded Desk Arms, Swingaway Footrests, Black Nylon, 250 lb Capacity
320RADPE	3000 Series Lightweight Wheelchair, 20", Removable Padded Desk Arms, Elevating Footrests, Black Nylon, 250 lb Capacity
320RADP5S	3000 Series Lightweight Wheelchair, 20", Removable Padded Desk Arms, Swingaway Footrests, Black Nylon, 250 lb Capacity

**SUNRISE MEDICAL GUARDIAN EASY CARE™ WHEELCHAIRS (Continued)**

416RADPE	4000 Series High Strength Lightweight Wheelchair, 16", Removable Padded Desk Arms, Elevating Footrests, Black Nylon, 250 lb Capacity
416RADP5S	4000 Series High Strength Lightweight Wheelchair, 16", Removable Padded Desk Arms, Swingaway Footrests, Black Nylon, 250 lb Capacity
418RADPE	4000 Series High Strength Lightweight Wheelchair, 18", Removable Padded Desk Arms, Elevating Footrests, Black Nylon, 250 lb Capacity
418RADP5S	4000 Series High Strength Lightweight Wheelchair, 18", Removable Padded Desk Arms, Swingaway Footrests, Black Nylon, 250 lb Capacity
420RADPE	4000 Series High Strength Lightweight Wheelchair, 20", Removable Padded Desk Arms, Elevating Footrests, Black Nylon, 250 lb Capacity
420RADP5S	4000 Series High Strength Lightweight Wheelchair, 20", Removable Padded Desk Arms, Swingaway Footrests, Black Nylon, 250 lb Capacity
4R18RADPE	Recliner Wheelchair, 18", Removable Padded Desk Arms, Elevating Footrests, Black Nylon
4R18RADP5S	Recliner Wheelchair, 18", Removable Padded Desk Arms, Swingaway Footrests, Black Nylon
1TA17FAF5P5	1000 Series Transport Wheelchair, 17" Aluminum, Fixed Padded Full Arms, Swingaway Footrests, Black Nylon, 250 lb Capacity



**COURIER WHEELCHAIRS LIGHTWEIGHT**

The perfect wheelchair for both short and long term use. This versatile, lightweight frame meets RESNA standards for manual wheelchairs in product performance. Low maintenance, dual sealed precision bearings. Urethane upholstery is mildew and bacteria resistant. 250 lbs weight capacity. Features swingaway adult frame, 8" solid rubber casters, 24" urethane rear wheels, composite handrim, lightweight black nylon upholstery, padded upholstered arms and heavy duty inner liner upholstery. Limited lifetime warranty. Front riggings sold separately (N51050 or N51052).

N51019	16" Wide Wheelchair w/full removable arm
N51020	18" Wide Wheelchair w/full flip back arms
N51021	16" Wide Wheelchair w/desk removable arm
N51022	18" Wide Wheelchair w/desk flip back arms



## COURIER WHEELCHAIRS HEMI

A lower seat to floor height of 17 1/2". Meets RESNA standards for manual wheelchairs in product performance. Low maintenance, dual sealed precision bearings. Flame retardant upholstery is mildew and bacteria resistant. 250 lbs weight capacity. Features swingaway adult frame, 8" solid rubber casters, 24" urethane rear wheels, chrome handrim, midnight blue vinyl upholstery, padded upholstered arms, carry pocket and heavy duty inner liner upholstery. Lifetime limited warranty. Front riggings sold separately (N51050 or N51052).

- N51023 16" Wide Wheelchair w/full removable arm
- N51024 18" Wide Wheelchair w/full removable arm
- N51025 16" Wide Wheelchair w/desk removable arm
- N51026 18" Wide Wheelchair w/desk removable arm



## COURIER WHEELCHAIRS HEAVY DUTY

Features superior durability, rollability and streamlined looks. It is designed for the active individual who needs the strength of a reinforced heavy-duty frame. Meets RESNA standards for manual wheelchairs in product performance. Heavy-duty inner liners keep seat and back from stretching. Features swingaway adult frame, 8" solid casters, 24" urethane rear wheels, chrome handrim, blue vinyl upholstery, padded upholstered armrests and heavy duty inner liner. 350 lbs weight capacity. Dual-axle frame allows for easy adjustment for adult (19 1/2") or hemi (17 1/2") seat-to-floor height. Lifetime limited warranty. Front riggings sold separately (N51050 or N51052).

- N52027 22" Wide Wheelchair w/full removable arm
- N52028 22" Wide Wheelchair w/desk removable arm



## MADA PATIENT TRANSPORT CHAIR

Lightweight design. 19" seat width. Holds 330 lbs. Fold down seat back and quick release foot rests.

- 3200TC Transport Chair
- 3250TC Deluxe Transport Chair, Removable Desk Arm w/padded arm rests, 8" TPU Soft Ride Tires



## ALPHA PROTECH LATERAL WHEELCHAIR SUPPORT

Durable, 12" foam support with a selection of covers provides side body support for patients who have a tendency to lean either right or left. The padded support stabilizes the torso and the foam-cushioned arm rest trough supports the arm. Ties securely to the sides of the wheelchair with an easy release strap to maintain the arm in the trough.

- 10416 Unreal Lambskin® Support, Zippered Cover & Foam Insert, 10/cs
- 10416C Unreal Lambskin® Support, Zippered Cover Only
- 10417 Support, Blue Nylon/Shearing Zippered Cover & Foam Insert, 10/cs
- 10417C Support Blue Nylon/Shearing Zippered Cover Only



## ALPHA PROTECH UNREAL LAMBSKIN® WHEELCHAIR ACCESSORIES

Soft, plush lambskin is cool and comfortable to the touch and remains thick even after repeated use and washing. Economical 100% polyester are also available.

- 242 Leg Support Cover, 12/cs
- 230 Unreal Lambskin® Foot Rest Pads, 12 pr/cs
- 240 Unreal Lambskin® Arm Pads (for commodes also), 12 pr/cs
- 250 Unreal Lambskin® Cushion Cover Fits 16" x 18" Cushions 1"-3" Thick, 12/cs
- 251 Unreal Lambskin® Cushion Cover w/AlphaFoam Eggcrate insert, 16" x 18" x 2", 12/cs
- 270 Unreal Lambskin® One-Piece Back/Seat Cover, Fits All Standard Models, 12/cs

**DURO-MED WHEELCHAIR CUSHIONS**

- 513-7503-2400 Latex Cushion, 16" x 20" x 3", Navy
- 513-7604-9910 Pincore Latex-Like Foam Cushion, 16" x 18" x 2", Plaid Cover
- 513-7605-9910 Pincore Latex-Like Foam Cushion, 16" x 18" x 3", Plaid Cover
- 513-7606-9910 Pincore Latex-Like Foam Cushion, 16" x 18" x 4", Plaid Cover
- 513-7954-0200 Konkor™ Foam Cushion, 18" x 17", Black Nylon Cordura Cover
- 513-7978-0200 Universal Wheelchair Positioner, Lap Top, 26"L x 3 1/4"H x 10"W, Black
- 513-8010-0221 Gel-Foam Cushion, 16" x 16" x 2 1/2"
- 513-8025-2400 Convoluted Polyfoam Cushion, 16" x 18" x 3", Blue Cover
- 513-8025-9910 Convoluted Polyfoam Cushion, 16" x 18" x 3", Plaid Cover
- 513-8076-0400 Foam Wheelchair Cushion w/Polyester Plush Cover, 18" x 16" x 3" 7952 Konkor™ Foam Cushion, 16" x 17", Black Nylon Cordura Cover

**DURO-MED WHEELCHAIR FLEECE ARMREST & POUCH**

Attaches with Velcro® over both arms of wheelchair. Attractive, washable blue denim. Comfort plus convenient storage compartment.

- 517-1076-9911 Wheelchair Fleece Armrest & Pouch

**DURO-MED WHEELCHAIR SAFETY BELTS**

Designed to prevent slumping and sliding of wheelchair patients. Strong nylon webbing. One size fits all.

- 6039 Safety Wheelchair Seat Belt, Aircraft-Type Buckle

**DURO-MED WHEELCHAIR SAFETY STRAPS**

Available in Black only.

- 517-5012-0200 Safety Strap, Push Button Buckle w/Loop-Lock Strap
- 517-5013-0200 Safety Strap, Push Button Buckle w/Grommets
- 517-5024-0200 Safety Strap, Side Release Buckle w/One Piece 60" Strap
- 5014-76 Safety Strap, Push Button Buckle w/One Piece 60" Strap

**PROCARE BED/WHEELCHAIR COMFORT PADS**

100% polyester pile pads for use in bed or wheelchair. Washable.

- 79-90125 24" x 30" Pad
- 79-90127 30" x 60" Pad
- 79-90128 30" x 40" Pad

**PROFEX WHEELCHAIR CUSHIONS & COVERS**

- 7341B Replacement Cover w/ties For 16" x 18" x 2", Brown Mini Dot
- 7341K Replacement Cover w/ties For 16" x 18" x 2", Stretch Knit
- 7341P Replacement Cover w/ties For 16" x 18" x 2", Plaid
- 7341SC Replacement Cover w/ties For 16" x 18" x 2", Water Resistant Staph-Chek®
- 7341T Replacement Cover w/ties For 16" x 18" x 2", Grey Twill
- 7346B Replacement Cover w/ties For 16" x 18" x 4", Brown Mini Dot
- 7346K Replacement Cover w/ties For 16" x 18" x 4", Stretch Knit
- 7346P Replacement Cover w/ties For 16" x 18" x 4", Plaid
- 7346SC Replacement Cover w/ties For 16" x 18" x 4", Water Resistant Staph-Chek®
- 7346T Replacement Cover w/ties For 16" x 18" x 4", Grey Twill
- 7440-S2B Polyurethane Foam Cushion, 16" x 18" x 2" w/brown mini dot cover
- 7440-S2P Polyurethane Foam Cushion, 16" x 18" x 2" w/plaid cover
- 7440-S2SC Polyurethane Foam Cushion, 16" x 18" x 2" w/water resistant Staph-Chek® cover
- 7440-S2T Polyurethane Foam Cushion, 16" x 18" x 2" w/grey twill cover
- 7440XK Ex-Foam™ Cushion, 16" x 18" x 2" w/stretch knit cover
- 7440XP Ex-Foam™ Cushion, 16" x 18" x 2" w/plaid Cover
- 7440XSC Ex-Foam™ Cushion, 16" x 18" x 2" w/water resistant Staph-Chek® cover
- 7440XT Ex-Foam™ Cushion, 16" x 18" x 2" w/grey twill cover
- 7445-S4B Polyurethane Foam Cushion, 16" x 18" x 4" w/brown mini dot cover
- 7445-S4P Polyurethane Foam Cushion, 16" x 18" x 4" w/plaid cover
- 7445-S4SC Polyurethane Foam Cushion, 16" x 18" x 4" w/water resistant Staph-Chek® cover
- 7445-S4T Polyurethane Foam Cushion, 16" x 18" x 4" w/grey twill cover
- 7445XK Ex-Foam™ Cushion, 16" x 18" x 4" w/stretch knit cover
- 7445XP Ex-Foam™ Cushion, 16" x 18" x 4" w/plaid cover
- 7445XSC Ex-Foam™ Cushion, 16" x 18" x 4" w/water resistant Staph-Chek® cover
- 7445XT Ex-Foam™ Cushion, 16" x 18" x 4" w/grey twill cover



**PROFEX WHEELCHAIR PILLOW POSITIONER**

Combines dignity with safety and comfort. Thick, vinyl covered LapBuddy® slip under and around wheelchair arms to help position patient in an upright position while providing a resting place for hands and arms. Available for traditional or desk arm wheelchairs. Padded leg rest slips behind patient's calves to assist in comfort and position. Foot pad with attached leg rest gives added height and greater comfort to traditional foot rests; available in 1"-4" thickness (please specify when ordering). Available in buckskin, adobe white, camel, blush, rose, soft peach, seafoam, bordeaux, colonial blue, parchment and pearl.

- 189 Lap Pad For Traditional Chair Arms
- 189DA Lap Pad For Desk Arm Chairs
- 289-181 1" Thick Foot Pad w/attached leg rest
- 289-182 2" Thick Foot Pad w/attached leg rest
- 289-183 3" Thick Foot Pad w/attached leg rest
- 289-184 4" Thick Foot Pad w/attached leg rest
- 290-180 Leg Rest




## SOUTHWEST ELASTO-GEL™ WHEELCHAIR CUSHIONS

Uniquely designed to reduce pressure and to assure correct positioning. The combination of a special resilient foam and the Elasto-Gel™ sheet allows efficient weight disbursement of ischials and coccyx. In addition, Elasto-Gel™ wheelchair cushions help maintain a cool temperature and have vapor transmission properties to help keep the body dry and comfortable. Pressure mapping shows the cushion to be extremely effective in consistent, effective pressure relief.

SC4021A	16" x 18" Contoured Cushion (over 165 lbs)
SC4021B	17" x 17" Contoured Cushion (over 165 lbs)
SC4021C	18" x 16" Contoured Cushion (over 165 lbs)
SC6021A	16" x 18" Contoured Cushion (all weights)
SC6021B	17" x 17" Contoured Cushion (all weights)
SC6021C	18" x 16" Contoured Cushion (all weights)

## SUNRISE MEDICAL BIO CLINIC WHEELCHAIR CUSHIONS & COVER

14402	Protective Vinyl Cover For Wheelchair Cushions, Washable, 6/cs
CI4415C	Iris Cushion w/urethane cover, 6/cs
CI4425E	Iris Wedge Cushion w/staph-check, Rose, 8/cs
CE3400-CC	4" Convoluted Wheelchair Cushion, 16" x 18", 1" Blue, 18/cs



## SUNRISE MEDICAL BIO CLINIC WHEELCHAIR PAD

Made of cool, soft, washable, lightweight, fire-retardant foam. Designed to keep patients from sliding out of chair. Insures vertical patient positioning with no effort and no discomfort.

4119-CC	Wheelchair Pad, 1" Base, 16" x 17 3/4" x 4", 18/cs
4117-CC	Wheelchair Pad, 2" Base, 16" x 17 3/4" x 3 1/2", 18/cs
4217-CC	Wheelchair Pad, 1 1/2" Base, 16" x 17 3/4" x 3", 18/cs

## VAL MED COMFORT PLUS KODEL WHEELCHAIR ACCESSORIES

VM-3005	Wheelchair Arm Rest Pad, 12 pr/cs
VM-3006	Wheelchair Leg Rest Pad, 12 pr/cs
VM-3007	Wheelchair Pedal Pad, 12 pr/cs
VM-3008	Wheelchair Seat & Back Pad, 12/cs

## VAL MED COMFORT PLUS KODEL WHEELCHAIR PADS

VM-3001	Synthetic Sheepskin Flat Wheelchair Pad, 24" x 30", 12/cs
VM-3002	Synthetic Sheepskin Flat Wheelchair Pad, 20" x 40", 12/cs
VM-3003	Synthetic Sheepskin Flat Wheelchair Pad, 30" x 40", 6/cs
VM-3004	Synthetic Sheepskin Flat Wheelchair Pad, 30" x 60", 6/cs

## VAL MED COMFORT PLUS WHEELCHAIR PAD COVERS

Fits all 3" and 4" pads.

VM-1300	3" Wheelchair Pad Cover, w/navy staph chek cover, Fits All 3" Pads, 12/cs
VM-1350	3" Wheelchair Pad Cover, w/navy cotton cover, Fits All 3" Pads, 12/cs
VM-1400	4" Wheelchair Pad Cover, w/navy staph chek cover, Fits All 4" Pads, 12/cs
VM-1450	4" Wheelchair Pad Cover, w/navy cotton cover, Fits All 4" Pads, 12/cs

## VAL MED COMFORT PLUS WHEELCHAIR PADS & ACCESSORIES

VM-1200	2" Navy Staph Chek Cover, 18" x 18"
VM-1250	2" Navy Cotton Cover, 18" x 18"
VM-5000	Water & Foam Wheelchair Pad, 18" x 18", 12/cs

## VAL MED COMFORT PLUS WHEELCHAIR PADS - BLOCK FOAM

VM-1780	3" Wheelchair Pad, 16" x 18", Density 1.2, 16/cs
VM-1790	High Density 3" Wheelchair Pad, 18" x 18", Density 2.4, 6/cs
VM-1795	High Density 3" Wheelchair Pad, 16" x 16", Density 2.4, 6/cs

## VAL MED COMFORT PLUS WHEELCHAIR PADS - CONVOLUTED FOAM

VM-1619	4" Wheelchair Pad, 16" x 18", Density 1.5, Base 1.5", 6/cs
VM-1619-NVST	4" Wheelchair Pad w/staph check cover, 16" x 18", Density 1.5, Base 1.5", 6/cs
VM-1620	4" Wheelchair Pad, 16" x 18", Density 1.8, Base 1.5", 6/cs

## VAL MED COMFORT PLUS WHEELCHAIR PADS - ROLLER COMPRESSED

VM-1703	3" Wheelchair Pad, 15" x 17", Density 1.2, Base 3/8", 16/cs
VM-1704	4" Wheelchair Pad, 15" x 17", Density 1.2, Base 3/8", 16/cs
VM-1714	4" Wheelchair Pad, 15.5" x 17.5", Density 1.2, Base 1/2", 16/cs
VM-1715	4" Wheelchair Pad, 16" x 18", Density 1.5, Base 1/2", 16/cs
VM-1716	4" Wheelchair Pad, 15.5" x 17.5", Density 1.8, Base 3/4", 16/cs
VM-1731	3" Wheelchair Pad, 15.5" x 17.5", Density 1.2, Base 1/2", 16/cs
VM-1732	3" Wheelchair Pad, 16" x 18", Density 1.5, Base 1/2", 16/cs
VM-1733	3" Wheelchair Pad, 15.5" x 17.5", Density 1.8, Base 1/2", 16/cs

## VAL MED COMFORT PLUS WHEELCHAIR SEAT & BACK

VM-1780-NVST	Convoluted Foam Top Wheelchair Seat & Back w/navy staph chek cover, 16" x 18" x 3, 12/cs
--------------	--

## VAL MED COMFORT PLUS WHEELCHAIR SUPPORT PILLOW

VM-0227-NVST	Wheelchair Support Pillow w/navy staph chek cover, 4/cs
--------------	---

## VAL MED COMFORT PLUS WHEELCHAIR WEDGE

VM-1482	Convoluted Top Foam Wheelchair Wedge, 9" x 14" x 2.5">0, 24/cs
VM-1492	Foam Wheelchair Wedge, 9" x 14" x 2.5">0, 24/cs
VM-8402-NVST	Foam Wheelchair Wedge w/navy staph chek cover, 16" x 18" x 4">2", Density 1.5, 12/cs
VM-8403-NVST	Foam Wheelchair Wedge w/navy staph chek cover, 16" x 18" x 4">2", Density 1.5, 12/cs
VM-8404-NVST	Convoluted Top Foam Wheelchair Wedge w/navy staph chek cover, 16" x 18" x 4">2", Density 1.5, 12/cs
VM-8406-NVST	Foam Wheelchair Wedge w/navy staph chek cover, 16" x 18" x 6">2", Density 1.5, 6/cs

**VAL MED FIBER WHEELCHAIR PAD**

- VM-6610 Hollowcore Fiber Wheelchair Pad
- VM-6620 Hollowcore Fiber Wheelchair Padding
- VM-6625 Hollowcore Fiber Geri/Recliner Chair Pad

**DURO-MED WHEELCHAIR RAMP**

Strong rust resistant aluminum. Can accommodate up to 350 lbs. Durable non-skid treads. Adjusts to 5' with unique snap buttons.

- 517-4096-0000 Wheelchair Ramp

**DURO-MED WHEELCHAIR TRAYS**

Walnut or clear acrylic top with Velcro® straps for easy attachment. Fits all standard wheelchairs.

- 505-4015-0400 Economy Hard Board Tray, Walnut, 24" x 20"
- 505-4016-0400 Adult Tray, Walnut, 24" x 20" x 1/2"
- 505-4017-0400 Tray, Walnut, 24" x 20" x 3/4"
- 505-5000-5500 Clear Acrylic Tray, 23" x 19" x 1/4"

**HAUSMANN REVERSIBLE WHEELCHAIR TRAY**

Foam padded side is gentle on arms and elbows for greater patient comfort. Reverse side has firm activity surface. 9" x 14" cutout. Entire tray is covered in durable, wipe-clean black vinyl. Has easy removal design with Velcro® brand closures. Includes around-the-chair strap.

- 5063 Wheelchair Tray, 24"L x 20"W x 1 1/4"H

**PROFEX WHEELCHAIR TRAYS**

- 1800 24" x 19" Tray, All Wood, Grooved Rim, Velcro Straps, 1/8" T-Moulding Edges, 6"D x 15"W Cut-Out
- 1820 20" x 19" Tray, All Wood, Grooved Rim, Velcro Straps, 1/8" T-Moulding Edges, 3 1/2"D x 12"W Cut-Out
- 1821 20" x 19" Tray, All Wood, Raised Rim, Velcro Straps, 1/8" T-Moulding Edges, 3 1/2"D x 12"W Cut-Out
- 1860 24" x 19" Tray, Wood w/1" foam, Upholstery Grade Covering
- 1860UHL Padded Half-Size Tray, Left
- 1860UHLB Padded Half-Size Tray, Left, w/beverage cut-out
- 1860UHR Padded Half-Size Tray, Right
- 1860UHRB Padded Half-Size Tray, Right, w/beverage cut-out
- 1860WHL Wood Half-Size Tray, Left
- 1860WHR Wood Half-Size Tray, Right
- 1870 20" x 19" Tray, Wood w/1" foam, Upholstery Grade Covering

**PROFEX WHEELCHAIR BAGS**

- 280 Side Pouch Wheelchair Bag, Nylon
- 280U Side Pouch Wheelchair Bag, Vinyl
- 281 Back Pack Wheelchair Bag, Nylon
- 281U Back Pack Wheelchair Bag, Vinyl

**PROFEX WHEELCHAIR SAFETY STRAP**

- 905N PRO-FAB Safety Strap, 2-Piece, Nylon w/velcro fastener, Adjustable 18" to 46" x 2" wide



65420

65500

65700



65800



65900

**INVACARE FOUR-WHEEL ROLLATORS**

Easy to operate hand brakes lock rear wheels. Built-in adjustable handles. Removable basket and clear plastic tray. Sturdy seat. Quick and easy to fold into compact unit for storage or transporting. Heavy-duty steel construction. Locking mechanism prevents accidental folding. Lifetime limited warranty on frame; six year warranty on brakes; one year warranty on all other components. 270 lb weight capacity.

- 65420 Spartan™ Rollator w/ergonomic hand brakes & polyurethane tires, Teal
- 65500 Stingray™ Rollator w/ergonomic handbrakes & rubber tires, Blue-Grape
- 65700 Frontier Lite™ Rollator, Metallic Burgandy
- 65800 Sandstorm™ Rollator, Denim Blue
- 65900 Stardust™ Rollator, Jewell Green



65110



65404



65408



65406

**INVACARE ROLLATORS ACCESSORIES**

- 65109 Rollator Basket-for use Rollities (65100-JR, 65100R-JR, 68100)
- Accessories**
- 65110 Rollator Basket for use on WalkLite and Rollities (65100, 65100R, 68100TA)
- 65404 Rollator Tote Bag
- 65408 Rollator Tray
- 65406 Curb Climber For Use On 65500 & 65900



## INVACARE ROLLITE ROLLATOR

Lightweight design that offers a flip-up seat with a built-in handle, flexible backrest, ergonomic dual paddle folding mechanism and handbrakes.

- |           |  |
|-----------|--|
| 65100     | Rollite Rollator   |
| 65100-JR  | Rollite Rollator w/5" wheels, Junior, Midnight Blue      |
| 65100R    | Rollite Rollator w/5" wheels, Adult, Electric Red        |
| 65100R-JR | Rollite Rollator w/5" wheels, Junior, Electric Red       |
| 68100     | Rollite Rollator w/8" wheels, Adult, Midnight Blue       |
| 68100-TA  | Rollite Rollator w/8" wheels, Tall, Adult, Midnight Blue |



## LUMEX SURE-GAIT™ II THREE WHEELED ROLLATORS

As a steel frame, three wheel rollator, the Sure-Gait II provides maximum maneuverability and comfort for those who do not require the extra stability of a four wheel rollator. Chrome-plated steel frame. Adjustable handle height. Easy folding. Locking loop brakes. Puncture resistant 8" wheels for indoor and outdoor use. 250lb maximum weight capacity. Designed to meet the requirements of HCPCS code: E0143. Includes laminated color operating instructions. Limited lifetime warranty.

- |         |                  |
|---------|------------------|
| 609101A | 3-Wheel Rollator |
|---------|------------------|

## ENRICHMENT FREEDOM WALKER

Encourages independence and improves self esteem by allowing freedom of movement and exercise. Six 3" casters (4 locking, 2 non-locking) on wide base provide added stability. Arms adjust to 3 heights. Unique safety harness helps prevent injuries. Deluxe 21" x 11" cushion and contoured back support for seating comfort.

- |       |   |
|-------|---|
| 50500 | Freedom Walker, Adjustable Height x 22"W x 37"D |
|-------|---|



6241-A



6252



6281-3F



6281-A



6291-1



6291-HDA



6291-JR



6291-JR3F

## INVACARE WALKERS

Feature wide, deep frames with a large number of height adjustments and a composite lower side brace for added stability. Light and easy to lift and maneuver, with anti-rattle silencers for quiet operation. Include PVC hand grips for comfort and long-lasting wear.

- |           |  |
|-----------|--|
| 6241-A    | Blue Release Adult Walker, 4/cs  |
| 6241-JR   | Blue Release Junior Walker, 4/cs   |
| 6252      | Hemi Walker, Adult, 2/cs   |
| 6281-3F   | Single Release Walker w/3" Fixed Wheels & Glide Tip, 4/cs                |
| 6281-A    | Single Release Walker, Adult, 4/cs                                       |
| 6281-JR   | Single Release Walker, Junior, 4/cs                                      |
| 6291-1    | Dual Release Walker, I-Class Single Pack, Adult                          |
| 6291-3F   | Dual Release Walker, I-Class w/3" Fixed Wheels & Glide Tips, 4/cs        |
| 6291-5F   | Dual Release Walker, I-Class Adult w/5" fixed wheels, 4/cs               |
| 6291-A    | Dual Release Walker, I-Class Adult, 4/cs                                 |
| 6291-HDA  | Dual Release Walker, Heavy Duty Adult, 2/cs                              |
| 6291-JR   | Dual Release Walker, I-Class Junior, 4/cs                                |
| 6291-JR3F | Dual Release Walker, I-Class Junior w/3" fixed wheels & glide tips, 4/cs |



## LUMEX LIGHTWEIGHT RIGID WALKER

Non-folding design provides extra rigidity for use where space is not an issue. Angled legs provide maximum patient support in all directions and help resist tipping. Angled side brace helps support patients as they stand up and sit down. Fits easily around standard toilet fixtures. Durable 1" aluminum tubing provides maximum strength while remaining lightweight. Adjustable to fit a broad range of user heights. Accommodates all leg attachments. Designed to meet the requirements of HCPCS code: E0135. Limited lifetime warranty.

- |       |                                      |
|-------|--------------------------------------|
| 1925A | Deluxe Physical Therapy Walker, 4/cs |
|-------|--------------------------------------|

**DURO-MATIC® FOLDING ADJUSTABLE WALKERS**

Easy to open and close with Duro-Matic® center button. Designed for use over toilet. Folds compactly. Anodized aluminum construction. Chrome-plated steel cross brace for extra rigidity. All riveted construction, adjusts in 1" increments. 21" wide.

500-1015-0600 Walker, Adjustable From 32"-37", Specify: Chrome, (BK) Black, (BZ) Bronze, 2/cs

500-1017-0643 Walker w/front wheels, Chrome, (BZ) Bronze

**Accessories**

510-1002-0343 3" Rear Glide Wheels For 1015

**LUMEX DUAL RELEASE FOLDING WALKERS**

Durable 1" aluminum tubing provides maximum strength while remaining lightweight. Raised H-frame design facilitates over-toilet positioning. Contoured, textured handgrips offer a safe, secure hand hold. Dual release folding mechanism enables user to fold walker sides independently. Adjustable height fits a broad range of user heights. Accommodates all leg attachments. Folded depth 4". Designed to meet the requirements of HCPCS code: E0135. Includes laminated color operating instructions. Limited lifetime warranty.

616070A Walker, Adult, 4/cs

616170A Walker, Junior, 4/cs

**LUMEX MANAGED CARE SINGLE/DUAL RELEASE FOLDING WALKER ACCESSORIES**

603450A 5" Auto-Stop Wheels For Walker

603650A 5" Fixed Wheels For Walker

603830A 3" Swivel Wheels For Walker

603850A 5" Swivel Wheels For Walker

603910A Tall Glide Brakes For Walker



3825WSL



3825WSL-5

**MADA PATRIOT TWO-BUTTON FOLDING WALKER**

Junior/adult size in one. High strength 1" lightweight aluminum tube construction with anodized dull sliver finish. High density vinyl hand grips. Height adjustable 28"-38" with push-button spring lock security. Two-button folding mechanism. Double cross brace.

3825WSL 2-Button Folding Walker, 2/cs

3825WSL-5 2-Button Folding Walker w/5" wheel/ski attachment, 2/cs

3825WSL-3 Junior/Adult Folding Walker, 2 Button w/3" wheels & ski package, 2/cs

3825WSL-5A Junior/Adult Folding Walker, 2 Button w/5" wheels installed w/ski package, 2/cs

**Accessories**

3503 Toilet Seat Lid

**SUNRISE MEDICAL EXTRA RIGID NON-FOLDING WALKER**

Lightweight and balanced for easy handling. No low cross members to interfere with stride. Fits over all standard toilet fixtures. Can be used as mobile toilet frame and patient assist. Contoured vinyl handgrips. Internal metal reinforcing sleeves at critical stress areas.

07720 Adult Walker, Adjusts 32" - 36", 2/cs

07721 Youth Walker, Adjusts 29" - 33", 2/cs

**SUNRISE MEDICAL GUARDIAN EASY-CARE™ FOLDING WALKERS**

Dual folding mechanism is easy to operate with palms or fingers. Ideal for those with limited dexterity. Lightweight aluminum frame with steel cross brace provides durability. Folds to only 4" for easy transport and storage.

30755P Adult Walker, Adjusts 32 1/2" - 39 1/2", 4/cs

30755W Adult Walker w/3" wheels, Adjusts 32 1/2" - 39 1/2", 4/cs

30756P Youth Walker, Adjusts 27 1/4" - 34 1/4", 4/cs

30756W Youth Walker w/3" wheels, 27 1/4" - 34 1/4", 4/cs

30757W Adult Walker w/5" wheels, 32 1/2" - 39 1/2", 4/cs

30758W Youth Walker w/5" wheels, 27 1/4" - 34 1/4", 4/cs

**SUNRISE MEDICAL GUARDIAN RED DOT® FOLDING WALKERS**

The familiar Red Dot dual folding mechanism releases simply by depressing the tab with finger, arm or palm. Lightweight aluminum frame with the exclusive Guardian steel "K" cross brace. Folds to only 4 1/2" for easy transport and storage. Preferred by institutions across the nation.

07755 Adult Walker, Adjusts 32 1/2" - 39 1/2", 4/cs

07756 Youth Walker, Adjusts 27 1/4" - 34 1/4", 4/cs



### LUMEX WALKANE

Lighter than a walker, more stable than a cane. Folds easily and securely with one hand. Ideal for users who do not require a walker but need a wider base for support and for individuals with the use of only one hand or arm. Contoured, foam hand grips are comfortable and provide secure hand hold. Folds for convenient storage. Designed to meet the requirement of HCPCS code: EO135. Includes laminated color operating instructions. Limited lifetime warranty.

6015A Walkane, 2/cs

### MADA FREEDOM THREE WHEEL WALKER

Ultra light touch locking loop brakes. Sure grip hand grips. One touch hand brakes. Lightweight steel durable construction. 7 1/2" maintenance free TPU solid tires. Adjustable handle height 31"-39" with spring latch locking system. Front wheel swivel bracket. Inside rear frame width 19 1/4".

3902WCR Chrome Three Wheel Walker w/white wire basket, 2/cs

#### Accessories

3807WB White Wire Basket  
3906BAG Carry Bag



Shown with Optional Basket

### MADA LIBERTY LIGHTWEIGHT ALUMINUM STROLL WALKER

Has spring loaded push down braking system. Standard 12" wide fully padded seat with velcro security pocket. Removable two position shopping basket and fully padded backrest. Casters: 6" solid tires single (front) double (rear).

3907WBL Liberty Lightweight Aluminum Stroll Walker  
3908WBG Folding Stroll Walker, Lightweight Aluminum, Loop Hand Brakes, Burgundy

#### Accessories

3908WBGB Black Wire Basket For 3908WBG

### MJM AMBULATORY WALKERS "400" SERIES

Height adjustable. Solid base with soft cushion. Wider base for better balance. Single wheel heavy duty zinc plated casters (4" x 1 1/4") come with removable bolt/nut for easy maintenance. All casters have threaded stem and are double wall reinforced with schedule 40 1" PVC.

414-3TW	Pediatric (14" internal width) Walker, Height Adjustable
415-3	Stroller/Walker w/ 3" Heavy Duty Casters, Height Adjustable
415-3TW	Stroller/Walker w/ 3" Twin Casters, Height Adjustable
415-HS	Stroller/Walker w/hard seat, 3" Heavy Duty Casters, Height Adjustable
415-OR-3	Stroller/Walker (18" internal width) with Anti-Tip Outriggers, 3" Heavy Duty Casters, Height Adjustable
415-OR-3TW	Stroller/Walker (18" internal width) with Anti-Tip Outriggers, 3" Twin Nylon, Height Adjustable
418-24	Combination Wheelchair Walker (18" internal width) w/24" Rear Wheels, Height Adjustable
418-3	18" Width Walker w/21" Width Base, 3" Heavy Duty Casters, Height Adjustable
418-3TW	18" Width Walker w/21" Width Base, 3" Twin Casters, Height Adjustable
418-4	18" Internal Width, 21" Internal Width Base, 4" Heavy Duty Casters, Height Adjustable
418-4TW	18" Internal Width, 21" Internal Width Base, 4" Twin Casters, Height Adjustable
418-OR-3	18" Internal Width, Anti-Tip Outriggers, 3" Heavy Duty Casters, Height Adjustable
418-OR-3TW	18" Internal Width Anti-Tip Outriggers, 3" Twin Casters, Height Adjustable
418-OR-3TW-T	18" Internal Width, Anti-Tip Outriggers, 3" Twin Casters, Height Adjustable, for residents/patients between 6' and 6' 6"
418-OR-4	18" Internal Width, Anti-Tip Outriggers, 4" Heavy Duty Casters, Height Adjustable
421-24	Combination Wheelchair Walker (21" internal width) w/24" Rear Wheels, Height Adjustable
421-3	21" Width Walker w/25" Width Base, 3" Heavy Duty Casters, Height Adjustable
421-4	21" Internal Width, 25" Internal Width Base, 4" Heavy Duty Casters, Height Adjustable
421-OR-3TW	21" Internal Width, Anti-Tip Outriggers, 3" Twin Casters, Height Adjustable
424-3	34" Internal Width, 28" Internal Width Base, 3" Heavy Duty Casters, Height Adjustable
424-4	34" Internal Width, 28" Internal Width Base, 4" Heavy Duty Casters, Height Adjustable
426	Clip on Tray for Model #421
427	Clip on Tray for Model #424
429	Anti-Tip (Add in the Field)
431	Drink Holder
450-ADULT	Adult Platform Walker, Height Adjustable, 5 Heavy duty Threaded Stem Casters
450-CHILD	Child Platform Walker, Height Adjustable, 5 Heavy duty Threaded Stem Casters
450-PED	Pediatric Platform Walker, Height Adjustable, 5 Heavy duty Threaded Stem Casters
4BB	Safety Belt Buckle for Walker (for Waist)
OR	Optional Outriggers
<b>Accessories</b>	
425	Clip On Tray For Model #418
430	Accessory Bag

### DURO-MED PHYSICAL THERAPY WALKER ACCESSORIES

Designed for easy mobility and optimal stability. Can be used directly over toilet. All legs reinforced with dowels at key stress points. Interlocking riveted construction. Rugged anodized aluminum.

510-1004-0643 3" Non-Swivel Wheels for Walker, Silver  
510-1006-0645 5" Non-Swivel Wheels for Walker, Silver



**DURO-MED UNIVERSAL WALKER BASKET**

Attractive white plastic coated. Attaches easily with 5 Velcro® straps.

510-1085-1900 16" x 15 1/2" x 7" Walker Basket, Includes Plastic Tray w/cup holder, Universal White

**DURO-MED WALKER PLATFORM ATTACHMENT**

Fits all walkers. Adjustable side-opening, padded cuff. Handle may be rotated forward as well as to either side. Distance between handle and platform cuff is adjustable.

510-1008-0000 Walker Platform Attachment, 2/cs

**DURO-MED WHEELCHAIR/WALKER CARRY-ALLS**

Completely washable. Roomy compartments provide convenient storage for patient's personal belongings.

510-1068-2400 Carry-All Pouch, 9 1/2" x 13", Blue Denim, Attaches w/Velcro®  
 510-1069-2400 Walker Pouch, 12 1/2" x 15", Blue Denim, Attaches w/Velcro®  
 517-1072-0200 Wheelchair Back Pack, Velcro® Closure w/straps, 14" x 19"

**INVACARE COURT-SIDE GLIDES - WALKER GLIDE TIPS**

Gives consumers a durable walker glide tip that is long lasting, safe and easy to install, and provide a smooth glide experience. Consumers can install them in seconds on Invacare fixed wheeled walkers. The Court-Side Glides feature a specially designed housing that allow the ball to rotate so it lasts longer. Spring loaded brakes for additional security and lock-out clips for pure gliding. The tennis balls pop in and out for quick and effortless replacement. Built in leg extensions.

6290 Court-Side Glides, 6 pairs/carton



6007



6015-4




6027



6098



6264



6266



6267



6268



6270



6271



6272



6273



6274



6275



6278



6280

**INVACARE WALKER ACCESSORIES**

- 6007 Walker Tray, Gray
- 6015-4 Walker Pouch, Forest Green & Deep Sea Blue, 4/cs
- 6027 Platform Attachment
- 6098 Walker Basket (For Use on All Invacare Walkers Except 6291)
- 6263 13" Cambered SureGlide Brakes
- 6264 10" Rear Wheel Brakes (For use with Fixed Wheels)
- 6265 13" Rear Wheel Brakes
- 6266 13" Rear Leg Extensions w/glide tips, For Use w/swivel or fixed wheels
- 6267 5" Swivel Wheels w/glide tips
- 6268 5" Swivel Wheels w/13" Sure Glide Brakes
- 6270 3" Single Fixed Wheel Attachment w/glide tips
- 6270-4 3" Single, Fixed Wheel Attachment w/glide tips, 4 sets/cs
- 6271 5" Single, w/glide tips
- 6271-4 5" Single, Fixed Wheel Attachments w/glide tips, 4 sets/cs
- 6272 3" Swivel Wheels w/13" Sure Glide Brakes
- 6273 3" Swivel Wheels w/glide tips
- 6274 10" Sure Glide Brakes (For use with Fixed Wheels)
- 6274-4 10" Cambered SureGlide Brakes, 4 pr/cs
- 6275 Tall Leg Extensions (Set of 4 Legs)
- 6278 3" Tall Single Fixed Wheel Attachment w/glide tips
- 6280 Glide-Tips, 24/pk



### LUMEX PLATFORM WALKER ATTACHMENT

Designed for users with limited strength or dexterity who are unable to grip the walker. Adjustable strap comfortably secures arm in the forearm rest. Padded forearm rest can be pivoted and angled to fit user comfortably and to assist in lifting walker. OrthoEase® handgrip adjusts toward and away from forearm rest and can be angled for individual comfort. Universal clamp fits most walkers. Tool-free installation and adjustment allows quick fitting for any patient size and type. Designed to meet the requirements of HCPCS code: E0154. Limited lifetime warranty.

6132A Walker Attachment

### PROCARE WALKER WEATHER COVER

Water resistant material with closed seams to keep the walker dry. Fits all ProCare walker platforms. Easy to apply and can be sued on walkers already in the field. Covers toe area to allow patients to return to work.

79-9509L Large Walker Weather Cover  
79-9509M Medium Walker Weather Cover  
79-9509S Small Walker Weather Cover

### SUNRISE MEDICAL GUARDIAN WALKER ACCESSORIES & ATTACHMENTS

07712 Extension Footpiece, 1" Tube, 4/set  
07722-5 5" Wheel Footpiece, Adult, 1" Tube  
07731-5 3" Wheel Footpiece, 1" Tube  
07732-5 GlideBrake Footpiece, Adult, 1" Tube

### DURO-MATIC® ALUMINUM ADJUSTABLE CANES

Strong, clear anodized aluminum or bronze tubing. Unique anti-rattle lock ring. Durable cushioned handles. Heavy-duty metal reinforced rubber tips.

502-1300-5455 Deluxe Bronze Offset Adjustable Cane, 29"-38"  
502-1301-0600 Aluminum Adjustable Cane, 31"-39"  
502-1302-0600 Ladies' Aluminum Adjustable Cane, 29"-38"  
502-1303-5400 Deluxe Bronze Adjustable Cane, 29"-38"  
502-1304-0255 Deluxe Black Adjustable Cane, 29"-38"  
502-1305-0600 Offset Aluminium Adjustable Cane, 31"-39"  
502-1309-0255 Deluxe Black Adjustable Standard Cane, 29"-38"  
502-1333-0200 Black Cane, Small Base, 2/cs  
502-1334-0200 Black Cane, Large Base, 2/cs

#### Accessories

512-1300-0400 Hand Grip For 1300  
512-1303-0200 Hand Grip For 1303 & 1309  
512-1301-0300 Hand Grip For 1301  
512-1304-0200 Hand Grip For 1304

### DURO-MED DELUXE WOOD & LUCITE CANES


Stylish, attractive permanized finish. Safety rubber metal reinforced suction tips. 36" length unless noted.

502-1339-1900 Blind/Visually Impaired Folding Cane, White/Red Bottom, 50"  
502-1348-6100 Wood Cane, Derby Top, 7/8", Walnut  
502-1349-6100 Wood Cane, Derby Top, 3/4", Walnut  
502-1350-6100 Wood Cane, Standard, 7/8", Walnut  
502-1352-6000 Wood Cane, Standard, 7/8", Mahogany  
502-1354-6100 Men's Wood Cane, 1", Walnut  
502-1356-6000 Men's Wood Cane, 1", Mahogany  
502-1357-5500 Lucite Cane, 1", Strong, Bright Clear Finish  
502-1363-1900 Blind/Visually Impaired Cane, Wood, White Finish, Red Bottom, Metal Tip, 7/8" x 42"  
502-1364-6100 Wood Cane, X-Long, 42", Walnut, 7/8"



### INVACARE CROOK CANES

40915-6 Standard Crook Cane, Silver w/Invacare Grip, 6/cs  
8913 Standard Crook Cane, Black w/foam grip, 6/cs  
8916 Standard Crook Cane, Black w/Invacare Grip, 6/cs



40918-6



8917



8932



8964

### INVACARE GRIP CANES

40918-6 Offset Cane w/Invacare grip w/strap, Black, 6/cs  
8917 Offset Cane w/Invacare grip w/strap, Silver, 6/cs  
8928 Orthopedic Grip Cane, Left Hand, Black, 6/cs  
8929 Orthopedic Grip Cane, Right Hand, Black, 6/cs  
8931 Offset Cane w/dual cam grip, Silver, 6/cs  
8932 Offset Cane w/dual cam grip, Black, 6/cs  
8964 Offset Cane Variety Pack, 6/cs



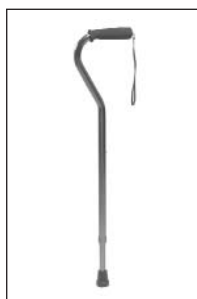
**INVACARE WOOD CANES**

Classic design wooden cane constructed of traditional hardwood with urethane-coating making it ship and mar resistant for long lasting durability.

40802-3 Walnut Cane, Standard Crook, 3/cs



5940A



5941A



6333A

**LUMEX ADJUSTABLE OFFSET CANES**

Offset handle places the user's weight directly over the base for maximum balance and control. Attractive finish resists marring and scratching. Easy push-button height adjustment with locking collet for added security. Available in a variety of finishes, grip styles, and lengths. Includes laminated color operating instructions. 250lb maximum weight capacity. Designed to meet the requirements of HCPCS code: E0100. Limited lifetime warranty.

- 5940A Aluminum, Standard Length (31" - 39") w/plastic grip, 6/cs
- 5941A Bronze, Standard Length (31" - 39"), w/nitrile grip, 6/cs
- 6333A X-Long Cane w/Nitrile® Grip, Adj. 34"-42", 6/cs

**SUNRISE MEDICAL GUARDIAN® ALUMINUM ADJUSTABLE CANES**

Reinforced at stress-points for greater strength and durability. Choice of handle styles. 300lb weight capacity. Adjusts from 31" - 40". 7/8" diameter.

- 05355 Adult, Brite Cane w/offset handle, Vinyl Grip, 6/cs
- 05370 Adult, Brite Cane w/curved handle, Vinyl Grip, 6/cs
- 30370 Adult, Brite Cane, w/curved handle, Foam Grip, 6/cs

**DURO-MATIC® PUSH-BUTTON QUAD CANE**

All 4 legs designed to meet floor vertically. Strong chrome-plated steel base. Unique sponge hand grip. Easily reverses for right or left hand. Adjusts from 28"-38".

- 502-1333-0600 Pistol, Small Base Cane, 2/cs
- 502-1333-5400 Bronze Low Base Cane, Small Base, 2/cs
- 502-1334-0600 Pistol, Large Base Cane, 2/cs
- 502-1334-5400 Bronze Low Base Cane, Large Base, 2/cs

**Accessories**

- 512-1328-0200 Hand Grip For 1328



3920-2



7821



7823



7827

**INVACARE QUAD CANES**

- 3920-2 Quad Cane, Narrow Base w/Invacare Grip, 2/cs
- 7821 Quad Cane w/Invacare Grip, Small Base & 5th Center Tip, 2/cs
- 7823 Quad Cane, Narrow Base w/dual cam grip, 2/cs
- 7827 Quad Cane, Wide Base w/Invacare Grip, 2/cs
- 7829 Quad Cane, Wide Base w/dual cam grip, 2/cs



**LUMEX IMPERIAL COLLECTION QUAD CANE**

Wider base design constructed of chrome plated steel. Tested to 400 lbs. Unidirectional design allows use for left and right handed people. Rubberized plastic flared grip. Chrome finish.

- 6309A Quad Cane, 2/cs



**LUMEX LIGHTWEIGHT QUAD CANE**

Uni-Line™ design places user's weight directly over the base. Easy push-button height adjustment with locking collet. Tool-free left to right hand adjustment. Nitrile® grip is soft, warm and contoured which reduces the change of slippage.

- 6312A Large Base Quad Cane, 4/cs
- 6313A Small Base Quad Cane, 4/cs



6118A 6119A


**LUMEX SILVER COLLECTION LOW PROFILE QUAD CANES**

Offset handle places the user's weight over the base for maximum balance and control. Low profile, 4-point base further enhances stability. Rounded edge base plate helps prevent scraping and bruising of ankles. Attractive finish resists marring and scratching. Easy push-button height adjustment with locking collet for added security. Height adjusts from 30" to 39" in 1" increments. Tool-free left to right hand adjustment is made easily. Chrome-plated steel base is strong and durable. Available with standard or Ortho-Ease handgrip. Includes laminated color operating instructions. 250lb maximum weight capacity. Designed to meet the requirements of HCPCS code: E0105. Limited lifetime warranty.

- 6118A Large Base Quad Cane, 4/cs
- 6119A Small Base Quad Cane, 4/cs

**SUNRISE MEDICAL QUADLITE™ QUAD CANES**

- 05845S Adult Quad Cane, Satin Silver, Narrow Base, 2/cs
- 05846S Youth Quad Cane, Satin Silver, Narrow Base, 2/cs



**DURO-MATIC® ADJUSTABLE FOLDING CANE**

First folding cane that adjusts from 33" to 38". Comfortable plastic hand grip. 4 folding sections, snap-out automatically. Anodized aluminum shaft. Carry case.

- 502-1316-0200 Black Folding Cane
- 502-1316-5400 Bronze Folding Cane

**DURO-MED FOLDING WALK-A-CANE**

Provides the support and stability of a walker; plus, the lightness and flexibility of a cane. Strong anodized aluminum tubing. Adjustable 30"-35".

- 500-1306-0600 Walk-A-Cane, 2/cs



**INVACARE ADJUSTABLE CANES**

- 40800-6 Adjustable Folding Cane, Folds to 10", 6/cs

**DURO-MATIC® CANE HOLDER**

Holds your cane upright. Hangs on any table edge or can be wedged in from underneath. Non-slip foam discs on both sides keep cane holder firmly in place.

- 512-1367-0200 Cane Holder

**DURO-MATIC® ICE CANE ATTACHMENTS**

Safer walking in ice and snow. Easy flip-up design when not in use. Attaches easily on all canes and crutches.

- 512-1368-0600 5 Prong Ice Cane Grip

**DURO-MED UNIVERSAL CANE WRIST STRAP**

Designed to fit all wood and aluminum canes. Attaches easily to any cane.

- 512-1366-0200 Wrist Strap



**INVACARE CANE ACCESSORIES**

- 40850-4 Cane Tip 1" Dia., 8/cs
- 40851-4 Cane Tip 7/8" Dia., 8/cs
- 40852-4 Cane Tip 3/4" Dia., 8/cs
- 40853-4 Cane Tip 5/8" Dia., 8/cs

**SUNRISE MEDICAL GUARDIAN RUBBER CANE TIPS**

- 01182 3/4" Rubber Utility Replacement Tips, Grey, set of 4
- 01202 1" Rubber Utility Replacement Tips, Grey, set of 4
- 01212 1 1/8" Rubber Utility Replacement Tips, Grey, set of 4
- 02161 1/2" Rubber Quad Cane Tips, Black, set of 4
- 02172 5/8" Rubber Quad Cane Tips, Grey, set of 4

**CALLEY & CURRIER READY-FOR-USE™ LAMINATED WOODEN CRUTCHES**

Pre-assembled. Pre-adjusted. Cushions, grips and tips installed. Sizing chart and instructions. Conveniently shrink-wrapped. Crutches with #20 jumbo tips, add .40 per pair.

- 2836-1968 125 Child Crutches, 3 ft 4" - 4 ft 3", 6 pr/cs
- 3643-1968 124 Youth Crutches, 4 ft 3" - 4 ft 10", 6 pr/cs
- 4250-1968 123 Medium Crutches, 4 ft 10" - 5 ft 8", 6 pr/cs
- 4860-1968 122 Adult Crutches, 5 ft 5" - 6 ft 8", 6 pr/cs
- 5466-1968 121 Extra Tall Crutches, 6 ft 2" - 7 ft 4", 6 pr/cs

**DURO-MED FOREARM CRUTCHES**

Arm cuffs and hand grip coated for extra comfort and security. Cuffs are swivel-action-mounted. Height and contour of cuffs adjustable. Height adjusts from 32"-52" in 1" increments.

- 502-1401-0001 Standard Front Opening Forearm Crutch
- Accessories**
- 512-1401-0000 Vinyl Coated Cuff For 1401



7126



7131



8130-A

**INVACARE BARIATRIC CRUTCHES**

Provides support, strength and comfort for consumers up to 550 lbs. Large double push buttons allow for height adjustments in 1" increments. Frame offers durable steel construction. Contoured underarm design.

- 8130-A Adult Bariatric Crutches
- 8130-J Junior Bariatric Crutches
- 8130-T Tall Adult Bariatric Crutches

**Accessories**

- 7126 Crutch Hand Grips, Solid
- 7131 Crutch Ampads



**INVACARE FOREARM CRUTCHES**

Feature vinyl-coated 1" solid aluminum cuffs, cushioned vinyl hand grips and extra large crutch tips.

- 6152 Junior Crutches, 6 pr/cs
- 6153 Adult Crutches, 6 pr/cs
- 6154 Tall Adult Crutches, 6 pr/cs



**INVACARE QUICK-ADJUST CRUTCHES**

One-piece hand grip assembly eliminates the need for wing nuts and other assembly pieces. Plus, the push-button height adjustment and patient height guide allow the crutch to be fitted to the proper height. Comes completely assembled.

- 8120-A Adult Crutches, Adjustable, 8 pr/cs
- 8120-J Junior Crutches, Adjustable, 8 pr/cs
- 8120-T Tall Adult Crutches, Adjustable, 8 pr/cs



**INVACARE QUICK-CHANGE CRUTCH**

Solid one-piece crutch frame constructed of lightweight anodized aluminum with push-button height adjustment and contoured hand grips.

- 8115-A Adult Crutches, 8 pr/cs
- 8115-J Junior Crutches, 8 pr/cs
- 8115-T Tall Adult Crutches, 8 pr/cs



**JAC ALUMINUM CRUTCHES**

- NP9200-A Adult Crutches, 5ft 2" - 5ft 10", 8 pr/cs
- NP9200-C Child Crutches, 4ft 2" - 4ft 8", 8 pr/cs
- NP9200-T Tall Adult Crutches, 5ft 10" - 6ft 6", 8 pr/cs
- NP9200-Y Youth Crutches, 4ft 6" - 5ft 2", 8 pr/cs



**LUMEX DELUXE FOREARM CRUTCHES**

Leg and forearm sections can be adjusted independently for a custom fit. Vinyl-coated arm cuffs can be shaped to the user's arm for extra comfort. Contoured vinyl handgrip is durable and comfortable. Telescoping parts have internal bushings and external lock nuts to silence any noise. Extra-large, non-skid crutch tips provide added traction and stability. Constructed with high strength aluminum tubing. Easy push-button height adjustment with locking collet for added security. Grip-to-floor height adjusts in 1" increments. Includes laminated color operating instructions. 250lb maximum weight capacity. Designed to meet the requirements of HCPCS code: E0110. Limited lifetime warranty.

- 6341A Large Forearm Crutches, Height Range 35"-41"



**LUMEX UNIVERSAL ALUMINUM CRUTCHES**

Made of lightweight, anodized aluminum. Reinforced center tube and footpiece provide added strength. Push button adjustment makes changing height easy. Height adjustment in 1" increments. Handgrip position is readily adjusted with wing nuts. Underarm and handgrip pads are comfortable and durable. Includes laminated color operating instructions. 250lb maximum weight capacity. Designed to meet the requirements of HCPCS code: E0114. Limited lifetime warranty.

- 3610M Adult Crutches, 5 ft 2" - 5 ft 10", 6 pr/cs
- 3611M Tall Crutches, 5 ft 10" - 6 ft 6", 6 pr/cs
- 3612M Youth Crutches, 4 ft 6" - 5 ft 2", 6 pr/cs



**SUNRISE MEDICAL GUARDIAN FOREARM CRUTCHES**

- 05160 Tall Adult Crutches, 5'10" - 6'6"
- 05161 Adult Crutches, 5'0" - 6'2"
- 05162 Youth Crutches, 4'2" - 5'2"
- 05163 Child Crutches, 3'2" - 4'6"

**SUNRISE MEDICAL GUARDIAN RED DOT CRUTCHES**

A fully automatic, adjustable crutch featuring pushbutton positioning for handgrip and height adjustments. Six handgrip positions. Footpiece accommodates heights from 4' 6"-6' 6". Adjusts in 1" increments.

- 90-214-8 Tall Adult Crutches, 8 pr/cs
- 90-230 Standard, Tall Adult Crutches, 6 pr/cs
- 91-214-8 Adult Crutches, 8 pr/cs
- 91-230 Standard, Adult Crutches, 6 pr/cs
- 92-214-8 Youth Crutches, 8 pr/cs
- 92-230 Standard, Youth Crutches, 6 pr/cs



**ALPHA PROTECH UNREAL LAMBSKIN® CRUTCH PAD SET**

Pads cushion pressure points on crutches with ultra-soft lambskin. The plush, 3/4" thick synthetic lambskin is a soft, comfortable padding material that is machine washable and dryer safe. Set consists of one pair of arm and grip pads. Also available individually.

- 280 Crutch Pad Set (1 pr 281 & 1 pr 282), 12 sets/cs
- 281 Uni-Size Crutch Arm Pad, 12 pr/cs
- 282 Uni-Size Crutch Grip Pad, 12 pr/cs

**DURO-MED CANE, WALKER/COMMODE & CRUTCH ACCESSORIES**


- 512-1410-0000 Feel Good Crutch Accessory Kit
- 512-1423-9502 Hand Grips, Closed Style, 1 pr/bx
- 512-1423-9524 Hand Grips, Closed Style, 12 pr/dz
- 512-1424-0000 Crutch Accessory Kit (Pads, Split Hand Grips & Large Tips)
- 512-1425-9524 Underarm Crutch Pads, 12 pr/bx
- 512-1426-9502 Hand Grips, Split, 1 pr/bx
- 512-1426-9524 Hand Grips Split, 12 pr/bx
- 512-1430-0000 Crutch Accessory Kit (Pads, Closed Grips & Large Tips)
- 512-1431-9502 Large Crutch Tips, 3/4" x 2 7/8", 1 pr/bx
- 512-1431-9824 Large Crutch Tips, 3/4" x 2 7/8", 12 pr/bx
- 512-1432-9502 X-Large Crutch Tips, 3/4" x 3", 1 pr/bx
- 512-1432-9824 X-Large Crutch Tips, 3/4" x 3", 12 pr/bx
- 512-1433-9502 Regular Crutch Tips, 3/4" x 1 7/8", 1 pr/bx
- 512-1433-9824 Regular Crutch Tips, 3/4" x 1 7/8", 12 pr/bx
- 519-1371-9812 #17 Rubber Replacement Tips, Black, 12/dz
- 519-1372-9504 Walker/Commode Tips, #19-7/8", Gray, 4/bx
- 519-1372-9812 #19 Rubber Replacement Tips, Gray, 12/dz
- 519-1373-9504 Walker/Commode Tips, #20-1", Gray, 4/bx
- 519-1373-9812 #20 Rubber Replacement Tips, Gray, 12/dz
- 519-1374-9504 Walker/Commode Tips, #21-1 1/8", Gray, 4/bx
- 519-1374-9812 #21 Rubber Replacement Tips, Gray, 12/dz
- 519-1378-9512 Quad Cane Tips For #1332, 12/dz
- 519-1379-9512 Quad Cane Tips For #1334, 12/dz
- 519-1380-9812 #17 Rubber Replacement Tips, Gray, 12/dz
- 519-1382-9502 Black Cane Tips, Metal Inserts, Suction Tip, #17-5/8", 1 pr/bx
- 519-1382-9512 Black Cane Tips, Metal Inserts, Suction Tip, #17-5/8", 12/dz
- 519-1383-9502 Black Cane Tips, Metal Inserts, Suction Tip, #18-3/4", 1 pr/bx
- 519-1383-9512 Black Cane Tips, Metal Inserts, Suction Tip, #18-3/4", 12/dz
- 519-1384-9502 Black Cane Tips, Metal Inserts, Suction Tip, #19-7/8", 1 pr/bx
- 519-1384-9512 Black Cane Tips, Metal Inserts, Suction Tip, #19-7/8", 12/dz



6124




6125



6126




6131



6134

**INVACARE QUICK-CHANGE CRUTCH ACCESSORIES**

- 6124 Hand Grip-Open, Gray
- 6125 Hand Grip-Solid, Gray
- 6126 Crutch Hand Grip, Open, Gray
- 6131 Arm Pads, Gray
- 6134 Rubber Tips, 1 3/4" OD, Gray
- 6135 Rubber Tips, 2" OD, Gray




**PROFEX CRUTCH ACCESSORIES**

- 6405-10 Crutch Cushions, Regular, Adult, Individually Boxed in Pairs
- 6405-20 Crutch Cushions, Regular, Adult, Hospital Pack Trays
- 6410-10 Crutch Cushions, Reinforced, Adult, Individually Boxed in Pairs
- 6410-20 Crutch Cushions, Reinforced, Adult, Hospital Pack Trays
- 6415-10 Crutch Cushions, Reinforced, Child, Individually Boxed in Pairs
- 6415-20 Crutch Cushions, Reinforced, Child, Hospital Pack Trays
- 6420-10 Hand Grips, Regular, Split Type, Individually Boxed in Pairs
- 6420-20 Hand Grips, Regular, Split Type, Hospital Pack Trays
- 6421-10 Hand Grips, Finger Contoured, Split Type, Individually Boxed in Pairs
- 6421-20 Hand Grips, Finger Contoured, Split Type, Hospital Pack Trays
- 6425-10 Hand Grips, Regular, Closed Type, Individually Boxed in Pairs
- 6425-20 Hand Grips, Regular, Closed Type, Hospital Pack Trays
- 6426-10 Hand Grips, Finger Contoured, Closed Type, Individually Boxed in Pairs
- 6426-20 Hand Grips, Finger Contoured, Closed Type, Hospital Pack Trays
- 6430-10 Tips, Regular, Super, Individually Boxed in Pairs
- 6430-20 Tips, Regular, Super, Hospital Pack Trays
- 6435-10 Tips, Regular, Large, Individually Boxed in Pairs
- 6435-20 Tips, Regular, Large, Hospital Pack Trays
- 6440-10 Tips, Regular, Medium, Individually Boxed in Pairs
- 6440-20 Tips, Regular, Medium, Hospital Pack Trays



CRPD30



CRPD31



CRPD40

**SOUTHWEST CRUTCH-MATE™ CRUTCH PADS**

Made from a unique high glycerine gel designed to prevent hard spots. Will not disintegrate, will help prevent friction, reduces chance of skin breakdown and will provide long lasting comfort.

- CRPD30 Crutch Mate I Standard Crutch Gel Arm Crutch Pad
- CRPD31 Gel Hand Grip Crutch Pad
- CRPD40 Crutch Mate II Forearm Crutch Gel Arm Crutch Pad
- CRPD32 Large, Gel Hand Grip Crutch Pad, 10 pr/cs

**DURO-MED COMMODOE PAILS WITH LIDS**

- 520-1209-1900 7 Qt. Pail w/lid, 12/cs
- 520-1210-1900 12 Qt. Pail w/lid, 6/cs

**DURO-MED DURO-MODE® ALL PURPOSE COMMODOE**

Features a raised toilet seat/toilet safety guard/shower-bath seat, and converts to commode with a 12 qt. pail included. Rustproof, anodized aluminum construction. Adjusts from 19"-23", with 18" between arms.

- 520-1250-0099 All Purpose Commode, 2/cs

**Accessories**

- 520-1251-1900 Replacement Splash Guard

**ENRICHMENT COMMODOE CHAIR**

Equipped with toilet seat and closeable lid along with a removable commode pail. No casters. (SEE Shower & Commode Chair Options available at additional cost.)

- 70135 Extra-Wide Commode Chair, 32"H x 26"W x 26"D, 375 lb Weight Capacity
- 70100 Bedside Commode Chair, 32"H x 21"W x 22"D, 275 lb Weight Capacity

**INVACARE ALL-IN-ONE ALUMINUM COMMODOE**

The lightweight aluminum frame will not rust. Can be used bedside, or with backrest removed can act as a toilet safety frame or raised toilet seat. Greater seat opening depth for hygienic purposes. Large 16" wide snap-on seat with lid. Non-marring rubber tips have bottom hole for drainage after cleaning.

- 9650-4 All-In-One Aluminum Commode, 4/ctn



**INVACARE BARIATRIC COMMODOE**

Designed to suit the needs of bariatric individuals weighing up to 700 lbs. With its extra wide seat and durable steel frame design, it offers consumers the strength and comfort they need.

- 6499-BHD Bariatric Commode



6086



6310



6311



6317

**INVACARE COMMODOE ACCESSORIES**

- 6086 Footrest, Clamp-On For Models 9671 & 9669
- 6310 Padded Seat, White
- 6311 Wheeled Leg Extension For Models 9671 & 9669
- 6317 12 Qt. Pail & Lid, 12/cs
- 6319 Splash Shield, 12/cs



6496



9610-4

**INVACARE COMMODOES**

- 6496 Extra-Wide Commode w/16" seat, 2/cs
- 9610-4 Care Guard Commode w/splash shield, Gray Powder-Coated Steel Frame, 4/cs



**INVACARE DROP-ARM COMMODE**

Snap-on seat and lid. Pail with lid. Can be used over the toilet with use of optional splash shield. Chrome plated 1" welded steel tubing. Adjustable-height leg extensions. Angled legs for increased stability. Three year limited warranty. 250 lb weight limitation.

9669 Drop-Arm Commode



**INVACARE I-CLASS™ ALL IN ONE COMMODE**

Can be used as a toilet safety frame, a raised toilet seat, or outside the bathroom as a stationary commode. Splash shield. Snap on seat and lid. Removable backbar with wing nuts. 7/8" steel frame. Height adjustable leg extensions in 1" increments. Angled legs for increased stability. Anti-rattle collars to eliminate noise. Four non-skid rubber tips. 300 lb weight limitation.

9630-1 Gray Coated Commode  
9630-4 Gray Coated Commode, 4/cs



**LUMEX IMPERIAL COLLECTION DROP-ARM THREE-IN-ONE COMMODE**

Arms drop independently below seat level for safe lateral transfers. Arms automatically lock in raised position. Extra wide platform seat is comfortable for long periods of sitting. Welded steel construction and extra wide base provide added stability. Height readily adjusts from 19 1/2" - 23", in 1 inch increments. Removable backbar facilitates use as a bedside commode raised toilet seat or toilet safety frame. Comes complete with commode pail, cover and splash shield. 400lb maximum weight capacity.

6438A Drop-Arm Commode



**LUMEX SILVER COLLECTION THREE-IN-ONE STEEL COMMODE**

Versatile 3-in-1 design can be used as a bedside commode, raised toilet seat, or toilet safety frame. Welded steel construction provides strength and stability. Durable, grey-coated steel frame is attractive and easy to clean. Contoured armrests enhance user comfort. Backbar detaches to accommodate use as toilet safety frame. Sturdy plastic seat snaps-on easily. Seat height readily adjusts from 15 1/2" to 23 1/2", in 1 inch increments. Comes complete with commode pail, cover, and splash shield. Designed to meet the requirements of HCPCS code: E0163. Limited lifetime warranty.

7103A-4 3-In-1 Commode, 4/cs



**MADA 3-IN-1 COMMODE**

Commode with snap-pin assembly. Lightweight anodized aluminum frame with splash guard, bucket, and bucket lid.

3500CS 3-in-1Commode  
3500CNS Standard 3-In-1 Bedside Commode, Steel, 4/cs

**Accessories**

3501 Pail w/lid, 12/cs  
3502 Splash Shield, 14/cs



**MADA FOLD DOWN 3-IN-1 COMMODE & ACCESSORIES**

Heavy duty 1" diameter steel tubing with x frame that provides maximum stability. Folding feature provides space saving convenience for storage and transport.

3550C Fold-Down Commode w/bucket/lid, 2/cs

**Accessories**

3504 Toilet Seat For 3550C





### MADA FOLD-DOWN BEDSIDE COMMODE & ACCESSORIES

Heavy duty 1" diameter steel tubing with "x" frame that provides maximum stability. Folding feature provides space saving convenience for storage and transport. Snap on solid plastic seat, removable back rest and easy release drop arm that allows for safe side transfer. No tools needed for assembly.

3555C Fold-Down Bedside Commode, 2/cs

#### Accessories

3505 Toilet Seat For 3555C

### MJM BEDSIDE SHOWER/COMMUNE CHAIRS AND HOME CARE ITEMS

118-C12	Bedside Commode w/static legs, 12qt Commode Pail (no sling)
118-C7	Bedside Commode w/static legs, 7qt Commode Pail (no sling)
118-CC12	Bedside Commode w/standard casters, 12qt Commode Pail (no Sling)
118-CC7	Bedside Commode w/standard casters, 7qt Commode Pail (no sling)
180-7-A	Three-In-One Commode w/adjustable height, 7 Qt Pail, Deluxe Elongated Open Front Seat
180-7-F	Three-In-One Commode, 7 Qt Pail, Fixed Height, Deluxe Elongated Open Front Seat
190-12-A	Three-In-One Commode w/adjustable height, 12 Qt Pail, Deluxe Elongated Open Front Seat
190-12-F	Three-In-One Commode, 12 Qt Pail, Fixed Height, Deluxe Elongated Open Front Seat
122-C12	Bedside Commode w/static legs 12qt Commode Pail (No Sling)
122-C7	Bedside Commode w/static legs 7qt Commode Pail (No Sling)
122-CC12	Bedside Commode w/standard casters 12qt Commode Pail (No Sling)
122-CC7	Bedside Commode w/standard casters 7qt Commode Pail (No Sling)
130-C10	Bariatric Bedside Commode w/full support mesh back, 10qt Commode Pail, 700lbs weight capacity
130-C10-BCS	Bariatric Bedside Commode w/full support mesh back, 10qt Commode Pail and Bariatric Cushion Seat, 700lbs weight capacity
156-FSS-26	Bariatric Bedside Commode w/full support seat w/commode opening, 26" Useable Space, No Back and No Pail, 425lbs weight capacity
156-FSS-30	Bariatric Bedside Commode w/full support seat w/commode opening, 30" Useable Space, No Back and No Pail, 700lbs weight capacity
156-FSS-36	Bariatric Bedside Commode w/full support seat w/commode opening, 36" Useable Space, No Back and No Pail, 900lbs weight capacity
160	Shower Bench w/adjustable height, Legs On One Side, Full Back w/mesh sling
165	Shower Bench w/adj. height, Legs on one side, (Low Back w/o Sling)
165-36-700	Bariatric Transfer Bench, 36" Internal Width, Cushion Seat (Low Back w/o Sling) 700lbs weight capacity
165-36-900	Bariatric Transfer Bench, 36" Internal Width, Cushion Seat (Low Back w/o Sling) 900lbs weight capacity
170	Shower Stool w/deluxe Elongated Open Front Commode Seat
190-TSF-A	Toilet Safety Frame w/adj. height, w/deluxe elongated open front commode seat
190-TSF-A-NC	Toilet Safety Frame w/adj. height, w/deluxe elongated open front commode seat, No Pail
190-TSF-F	Toilet Safety Frame, Fixed Height, w/deluxe elongated open front commode seat

### SUNRISE MEDICAL GUARDIAN 3 IN 1 COMMUNES

Three-in-one design allows for use as a bedside commode, toilet safety frame, or elevated toilet seat. Aluminum is lightweight and easy to move. Steel models provide increased weight capacities. Include pail, lid, and splashguard.

30210-4	Aluminum Commode w/back, lid, splashguard & pail, 4/cs
30211-4	Chrome Steel Commode w/back, Lid, Splashguard & Pail, 4/cs
30213-4	Painted Steel Commode w/back, Lid, Splashguard & Pail, 4/cs



### AMSINO AMSURE® SITZ BATH BAG

Portable and can be used in variety of locations. Perfect for administering soothing fluids directly to the perineal area. Graduated in 500mL increments up to 2000mL.

AS320 2000mL Sitz Bath Bag w/60" tubing & slide clamp, 100/cs



### INVACARE SITZ BATH

80103-3 Sitz Bath, 3/cs

### PREMIUM PLASTICS GENT-L-KARE® ELONGATED SITZ BATH

Designed to fit the newer water-saving commodes that are more elongated in shape than other commodes. Portable and can be utilized anywhere the new water-saving, low-consumption commodes are being used. Rounded edges for comfortable application, handling and removal. Perfect for administering fluids to the perineal area, each set contains a 2000 ml bag, 60" tubing, adjustable clamp, basin and easy-to-follow instructions. Graduated in 500 ml increments up to 2000 ml's.

H995-10 Sitz Bath, Elongated, Mauve, 14/cs (4521)

### PREMIUM PLASTICS GENT-L-KARE® SITZ BATH

Fitting standard toilets and commodes, sitz baths are portable and can be used in a variety of locations (e.g. hospital, home). Each basin has rounded edges for simple application, handling and removal. Perfect for administering soothing fluids directly to the perineal area. Each set includes a 2000 ml bag, 60" tubing, adjustable clamp, basin and easy-to-follow instructions. Bags are graduated in 500 ml increments up to 2000 ml's.

H990-05	Sitz Bath Set, Gold, 10/cs (4520-75)
H990-07	Sitz Bath Set, Turquoise, 10/cs (4520-02)
H990-08	Sitz Bath Set, Ivory, 10/cs (4520-22)
H990-10	Sitz Bath Set, Mauve, 10/cs (4520-11)

### DURO-MED HEAVY-DUTY INSTITUTIONAL WALL-TO-FLOOR GRAB BAR

Ideal safety fixture for hospitals, institutions and homes. Designed to withstand heavy stress and wear. Stainless steel 1" tube construction.

521-1610-0600 Wall-to-Floor Grab Bar, 30" x 30"

### DURO-MED HEAVY-DUTY SAFETY TUB BARS

Unique Lok-Fit® design assures patient support. Chrome-plated bar and vinyl sleeves to prevent marring.

521-1614-0600 17" x 15" Safety Tub Bars, High-Low, Brackets Adjust 3"-6 1/2"

## DURO-MED INSTITUTIONAL STEEL KNURLED GRAB BARS


Complies with most new government requirements. 1 1/4" O.D., 1 1/2" from wall.

521-1530-0612	12" Grab Bar
521-1530-0616	16" Grab Bar
521-1530-0618	18" Grab Bar
521-1530-0624	24" Grab Bar
521-1530-0632	32" Grab Bar

## DURO-MED WHITE VINYL-COATED OR STEEL KNURLED GRAB BARS

1" O.D., 4 1/2" from wall. Mounting screw included.

521-1550-1912	12" White Vinyl-Coated Steel Grab Bar
521-1550-1916	16" White Vinyl-Coated Steel Grab Bar
521-1550-1918	18" White Vinyl-Coated Steel Grab Bar
521-1550-1924	24" White Vinyl-Coated Steel Grab Bar
521-1570-0612	12" Steel Knurled Grab Bar
521-1570-0616	16" Steel Knurled Grab Bar
521-1570-0618	18" Steel Knurled Grab Bar
521-1570-0624	24" Steel Knurled Grab Bar
521-1570-0632	32" Steel Knurled Grab Bar



## INVACARE FIRMGRIP GRAB BARS

Grab bars include a soft-to-the-touch, Firmgrip white vinyl coating; sturdy all steel construction with 3 3/4" wall clearance and a 1" O.D. gripping area.


312-3	12" White Vinyl Coated Grab Bar, 3/cs
316-3	16" White Vinyl Coated Grab Bar, 3/cs
318-3	18" White Vinyl Coated Grab Bar, 3/cs
324-3	24" White Vinyl Coated Grab Bar, 3/cs
332-3	32" White Vinyl Coated Grab Bar, 3/cs



## INVACARE KNURLED GRAB BARS

Constructed of heavy-gauge steel for added stability with a knurled, chrome-plated finish that is rust-resistant. They mount in a variety of angles to wall's structural supports, with rubber gaskets to protect the wall surface.

512-3	12" Knurled Chrome Grab Bar, 3/cs
516-3	16" Knurled Chrome Grab Bar, 3/cs
518-3	18" Knurled Chrome Grab Bar, 3/cs
524-3	24" Knurled Chrome Grab Bar, 3/cs
532-3	32" Knurled Chrome Grab Bar, 3/cs



## INVACARE STAINLESS STEEL GRAB BARS

Sturdy, welded stainless steel construction, these grab bars come in a polished stainless steel satin finish with stainless mounting hardware included.

2712-3	12" Grab Bar, 1 1/2" Diameter, 3/cs
2716-3	16" Grab Bar, 1 1/2" Diameter, 3/cs
2718-3	18" Grab Bar, 1 1/2" Diameter, 3/cs
2724-3	24" Grab Bar, 1 1/2" Diameter, 3/cs
2732-3	32" Grab Bar, 1 1/2" Diameter, 3/cs
2736-3	36" Grab Bar, 1 1/2" Diameter, 3/cs
2742-3	42" Grab Bar, 1 1/2" Diameter, 3/cs



2018A

## LUMEX CHROME GRAB BARS

Durable chrome plated steel blends attractively into any decor. Knurling provides a good gripping surface. Mounts vertically, horizontally or diagonally 1 1/2" from wall. Attractive retail packaging. 250lb maximum weight capacity. Designed to meet the requirements of HCPCS code: E0241. Lifetime limited warranty.

2016A	16" Grab Bar, 1/cs
2018A	18" Grab Bar, 1/cs
2019A	24" Grab Bar, 1/cs
2021A	32" Grab Bar, 1/cs



## LUMEX VERSAGUARD® COATED GRAB BARS

Heavy duty steel construction with rust resistant enamel coating. Mounts vertically, horizontally, or diagonally 1 1/2" from wall. Attractive retail packaging. 250lb maximum weight capacity. Designed to meet the requirements of HCPCS code: E0241. Lifetime limited warranty.

40033A	12" Straight Grab Bar, 3/cs
40133A	18" Straight Grab Bar, 3/cs
40233A	24" Straight Grab Bar, 3/cs
40333A	32" Straight Grab Bar, 3/cs
40433A	16" Straight Grab Bar, 3/cs
4073A	16" x 32" Left Angle Grab Bar

## DURO-LOCK® PLASTIC RAISED TOILET SEAT WITH ARMS


Provides 5" height with easy locking turn knob. Built-in arms for ease of use.

522-1564-1900	Duro-Lock® Plastic Raised Toilet Seat w/arms
---------------	--

## DURO-MED DELUXE RAISED TOILET SEAT

Complete one-piece full plastic splash guard. Adjusts from 3"-6" for patient comfort. White plastic toilet seat. Duro-Coat® bracket guards protect bowl and keep seat in place.

522-1507-1900	Universal Raised Toilet Seat (fits most standard and elongated bowls)
---------------	---



**DURO-MED PLASTIC TOILET SEAT RISERS**

Fits any size bowl. Unbreakable polyethylene. Easy to clean. No installation required. Completely portable. Places directly onto toilet.

- 522-1508-0100 5" Toilet Seat Risers, Light Blue
- 522-1508-1900 5" Toilet Seat Risers, White
- 522-1509-1900 6" Toilet Seat Risers, White, Deluxe w/hand grasp

**DURO-MED TOILET SEAT RISER WITH ARMS**

Designed to be used with existing toilet seat and lid. Mounting bolts included. Supports 300 lbs. Weighs less than 4 lbs. Seat height 3 1/2".

- 522-1503-1900 Toilet Seat Riser w/arms (fits most standard)



**INVACARE CAREGUARD™ RAISED TOILET SEAT**

Elevates existing seat height by 5". Comfortable, contoured seat is made of easy-to-clean, durable molded composite. Recommended for use with #1392 Toilet Safety Frame. Lifetime limited warranty. 250 lb weight limitation.

- 685-4 Raised Toilet Seat, 4/cs



1384



1391AP

**INVACARE RAISED TOILET SEATS**

- 1384 Raised Toilet Seat, Adjustable, 3/cs
- 1391AP Raised Toilet Seat w/arms, Clamp-On, 2/cs
- 1391P Raised Toilet Seat, Clamp-On w/o arms, 2/cs



**INVACARE TOILET SAFETY FRAME**

Arms fold back for cleaning and are easily removed for transfers. Frame made of anodized, non-corrosive 1" aluminum tubing. Aluminum bracket. Armrests provide secure hand support. Lifetime limited warranty. 250 lb weight limitation.

- 1392 Toilet Safety Frame, 2/cs
- 1392KD Toilet Safety Frame, 2/cs
- 635-3 Toilet Safety Frame, Chrome Plated Steel, 3/cs



**LUMEX ADJUSTABLE HEIGHT VERSAFRAME**

Versaframe is designed to add support and enhance safety while toileting. Contoured waterfall armrests are designed to add comfort and provide an excellent gripping surface. Anodized aluminum frame is sturdy and lightweight. Quickly secures to most toilets. Arm height adjusts from 28" - 32". Arm wide adjusts from 18" - 21". Easy tool-free assembly. 250lb weight capacity. Designed to meet the requirements of HCPCS code: E0243. Lifetime limited warranty.

- 6460A Versaframes, 4/cs
- 6465A-1 Versaframes, Retail Pack, 1/pr

**LUMEX ECONOMY RAISED TOILET SEAT**

Adds 4 1/2" to toilet seat height reducing bending effort. Lightweight and portable. 250lb maximum weight capacity. Designed to meet the requirements of HCPCS code: E0244. Lifetime limited warranty.

- 6909A EconoRise Toilet Seat, Plastic, Bag, 6/cs



6486A-1



6487A-1

**LUMEX LOCKING RAISED TOILET SEAT**

Designed for those who have difficulty sitting down or standing up from the toilet. Adds 4 1/2" to toilet seat height, reducing bending effort. Front clamping mechanism locks securely to the toilet and prevents shifting of the seat. Wide, contoured seating surface is comfortable. White, heavy duty plastic construction is strong and durable. Available with or without padded armrests. Available in attractive retail package. 300lb maximum weight capacity. Designed to meet the requirements of HCPCS code: E0244. Lifetime limited warranty.

- 6486A Raised Toilet Seat, 3/cs
- 6486A-1 Raised Toilet Seat
- 6487A Raised Toilet Seat w/support arms, 2/cs
- 6487A-1 Raised Toilet Seat w/support arms

**LUMEX SURELIFT™ EASY COMFORT PADDED TOILET SLING**

For use with four-point spreader option. Provides an open area from the middle of the back to the middle of the thigh. Ideal for changing incontinence pads or toileting. Designed to meet the requirements of HCPCS code: E0621. 350lb maximum weight capacity. One year limited warranty.

- 3112200 Medium Toilet Sling
- 3116200 Easy Comfort Toilet Sling, Medium
- 3116300 Easy Comfort Toilet Sling, Large



6490A



6492A



6497A

**LUMEX VERSA HEIGHT RAISED TOILET SEAT**

Features four, clip-on brackets that fit most toilets. Angle and height are adjustable to maximize comfort and reduce bending and patient effort required. Solid molded plastic seat ensures durability. Versa Guard brackets will not scrape or mar toilets. 300lb maximum weight capacity. Designed to meet the requirements of HCPCS code: E0244. Lifetime limited warranty.

- 6490A Raised Toilet Seat w/standard brackets
- 6492A Raised Toilet Seat w/2 rear locking brackets
- 6497A Raised Toilet Seat, Multiposition, Open Padded



**SUNRISE MEDICAL GUARDIAN TOILET ASSIST AIDS**

Toilet seats raise seat surface 5" for ease in sitting or standing up. Toilet seat arms or safety frame provide additional support.

- 30250 Elevated Toilet Seat, Economy Model, Retail Pack, 3/cs
- 30260 Locking Elevated Toilet Seat w/out arms, Retail Pack, 3/cs
- 30270A Locking Elevated Toilet Seat w/arms, Retail Pack, 3/cs
- 30300 Toilet Safety Frame, Cantilevered Arm, 2/cs



9670



9670C

**INVACARE I-CLASS™ TRANSFER BENCH**

Durable 1" anodized aluminum frame. Nine height adjustments in 1/2" increments. Non-marring, non-slip rubber tips. Sturdy, durable, one-piece, blow-molded seat. Textured, non-slip seat with drain holes. Ergonomically shaped backrest snaps in and out easily without tools. Built-in soap dish and hand-held shower holders. 400 lb weight capacity. Lifetime limited warranty.

- 9670 Transfer Bench, 2/cs
- 9670C Transfer Bench w/commode, 2/cs
- 9670U Transfer Bench, Unassembled, Single



6314



9664



98070



9873

**INVACARE TRANSFER BENCH**

- 98070 CareGuard Transfer Bench, 2/cs
- 9873 Transfer Bench, Padded Ensoilite, 2/cs
- 990-3 Transfer Bench, 3/cs

**Accessories**

- 6314 Suction Cup Leg Extension Fits Model #s 9670, 9670U, 9670C, 9871, 9871C, 9872, 9872C, 9873, 9873C, 98070
- 6316 Suction Cups - Extension Legs
- 9664 Bathboard, 2/cs



**INVACARE VINYL PADDED TRANSFER BENCH**

Vinyl seat and back are padded with 1 1/4" open-cell foam for comfort. Durable 1" anodized aluminum frame. Nine height adjustments in 1/2" increments. Non-marring, non-slip rubber tips. 300 lb weight capacity. Lifetime limited warranty.

- 9871 Transfer Bench, 2/cs
- 9871-1 Transfer Bench, Single



**LUMEX IMPERIAL COLLECTION TRANSFER BENCH**

Provides assistance to those who have difficulty stepping over bathtub walls. Durable blow-molded plastic bench and backrest accommodate up to a 400lb weight capacity. Seat has curtain cut-out and accessory tray. Drainage holes in seat minimize water build-up. Extra-deep seat provides added stability. Anodized aluminum frame is lightweight, durable, and rust-resistant. Seat height is adjustable in 1/2" increments. Reversible back attachment to accommodate any bathroom. Attractive platinum grey color. Comes assembled with tool-free back attachment. Designed to meet the requirements of HCPCS code: EO248. Lifetime limited warranty.

- 7929A Transfer Bench, 2/cs

**LUMEX MAXI-DRAIN TRANSFER BENCH**

Provides assistance to those who have difficulty stepping over bathtub walls. Anodized aluminum frame is lightweight, durable, and rust-resistant. Drainage holes in seat minimize water build-up. Side support arm aids in lateral transfer. Seat height is adjustable in 1/2" increments. Reversible back attachment to accommodate any bathroom. Attractive platinum grey color. Comes assembled with tool-free arm and back attachments. 250lb maximum weight capacity. Designed to meet the requirements of HCPCS code: HO247. Lifetime limited warranty.

7927A Transfer Bench, 2/cs



**SUNRISE MEDICAL GUARDIAN TRANSFER BENCHES**

98308A Economy Transfer Bench, Non-Padded, Molded Seat, Grey, 2/cs  
 98338A Economy Transfer Bench, w/non-padded backrest, Grey

**DURO-MED DELUXE BLOW-MOLDED BATH SEATS**

Heavy-duty, rustproof anodized aluminum tubing. Seat and back rest. Blow-molded, high density plastic (12" x 20"). Height adjusts from 15" to 20". Drainage holes in seat and back. Available K.D. (Knocked Down) or S.U. (Set Up).

522-1714-1999 Adjustable Bath Seat (K.D.)  
 522-1716-1999 Adjustable Bath Seat w/back rest (K.D.)



**INVACARE BATH CHAIRS**

1362 Hygienic Adjustable Bath Bench w/out back, 2/cs  
 1363 Hygienic Adjustable Bath Bench w/back, 2/cs  
 50-3 Fixed Height CareGuard Shower Chair w/out back, 3/cs  
 75-3 Adj. Height CareGuard Shower Chair w/out back, 3/cs  
 85-3 Adj. Height CareGuard Shower Chair w/back, 3/cs  
 90-2 Careguard Shower Chair w/out back & tool-less assembly, 2/cs  
 95-2 Careguard Shower Chair w/back & tool-less assembly, 2/cs  
 9780 IVC I Fit Shower Chair w/out back  
 9781 IVC I Fit Shower Chair w/back  
 9872 Shower Chair, Padded Vinyl, 2/cs  
 9980 Folding Shower Chair w/out back, 2/cs  
 9981 Folding Shower Chair w/back, 2/cs

**LUMEX BATH STOOL**

Anodized aluminum frame is lightweight, durable, and rust-resistant. Seat height is adjustable in 1" increments. Tool-free assembly. 250lb maximum weight capacity. Designed to meet the requirements of HCPCS code: E0245. Lifetime limited warranty.

2060A Bath Stool, 2/cs



7921A



7931A

**LUMEX PLATINUM COLLECTION BATH SEATS**

Anodized aluminum frame is lightweight, durable, and rust-resistant. Seat height is adjustable in 1" increments. Attractive platinum grey color. Available with or without backrest. Comes assembled with tool-free back attachment. Available in attractive retail package. 250lb maximum weight capacity. Designed to meet the requirements of HCPCS code: E0245. Lifetime limited warranty.

7921A Seat w/back, 2/cs  
 7921A-1 Seat w/back, 1/ctn  
 7923A Seat w/out-out seat & back, 2/cs  
 7931A Seat w/out back, 4/cs



**LUMEX PLATINUM COLLECTION DELUXE PADDED COMMODE BATH SEATS**

Open front seat provides easier access for personal care. Comfortable, cushioned seat and backrest are water-tight and easy to clean. Anodized aluminum frame is lightweight, durable, and rust-resistant. Seat height is adjustable in 1" increments. Attractive platinum grey color. Comes complete with commode pail and cover. Available with or without support arms. Comes assembled with tool-free arm and back attachments. 300lb maximum weight capacity. Designed to meet the requirements of HCPCS code: E0245. Lifetime limited warranty.

7946A Commode Seat w/out arm  
 7947A Commode Seat w/arm

**LUMEX REHAB SHOWER COMMODE**

Completely removable full length arms for ease of transfer. Swingaway, detachable footrests. Recessed seat and frame side contours. Durable 24" one piece composite wheels with integral handrims and solid rubber tires. Removable, hygienic plastic pail and lid are included. Cushioned vinyl seat is sealed against moisture penetration and vented for optimal foam compression. Non-corrosive composite footplates. Maximum weight capacity 250lb. 1 year limited warranty on sideframes and crossbraces.

12022010 Shower Commode, SS, Low Back  
 12022013 Shower Commode, SS, Low Back w/5" casters



**MADA STEEL FOLDING BATH BENCH**

One piece, blow molded seat with textured surface. 1" diameter, white powder coated steel framework. Convenient folding mechanism for easy storage.

3310B Bath Bench, 2/cs

**DURO-MED NO-SKID CUSHIONED BATH MAT**

Suction cups anchor mats to tub floor. Comfort for sitting or standing. White vinyl resists dirt, mildew, fading and peeling.

523-1740-1900 Bath Mat, 15 3/4" x 41"  
 523-1742-1900 Shower Mat w/drain holes, 23 5/8" sq.



**INVACARE BATH MAT**

For bath or shower this mat provides excellent non-slip protection. Suction cups on mat secure it to the tub surface. Constructed of 100% rubber, with an embossed off-white surface.

815-6 Bath Mat, 28" x 17 1/2", 6/cs

**LUMEX SURE-SAFE® BATH MAT**

Extra-long bath mat designed to accommodate seating products so that bath seat legs stay in contact with the tub floor. Suction cups attach securely to tub/shower floors. Attractive retail package. Embossed, off-white surface. One year limited warranty.

2050A Bath Mat

**TIDI BATH MATS**

950255 Bath Mat, White Paper, Printed Blue "Shell", 14 1/2" x 20", 500/cs



**INVACARE I-CLASS™ MOLDED TUB BAR**

Easy-to-adjust locking mechanism. Lightweight, portable and waterproof. No tools or assembly required. Attractive white molded bar blends well with bathroom decor. Non-skid pads protect tub wall. Lifetime limited warranty. 250 lb weight limitation.

705-4 Molded Tub Bar, White, 4/cs



110-3



1210-3



725-3

**INVACARE TUB BARS**

110-3 Firmgrip Soft-Touch Vinyl Tub Bar, 3/cs  
 1210-3 Vinyl Trigrip Tub Bar, 3/cs  
 725-3 Firmgrip Soft-Touch Vinyl Tall Bathtub Bar, 3/cs



**LUMEX HEAVY DUTY BATHTUB SAFETY RAIL**

Unique design provides a good gripping surface from any direction. Heavy-gauge steel is powder-coated for rust resistance. Provides two gripping surfaces to facilitate both entry and exit from tub. Extra large suction cups add stability. Fits tubs with walls 3" - 7 1/4" thick. Not recommended for use with fiber glass tubs. Color: White. Attractive retail package. 300lb maximum weight capacity. Lifetime limited warranty.

69603A Bathtub Safety Rail, 3/cs



69623A



69663A

**LUMEX TUB-GUARD® BATHTUB SAFETY RAILS**

Textured, contoured handle provides a good gripping surface. Clamp holds firmly to tub wall without marring tub surface. Lightweight, compact design is excellent for travel. Color: White. Fits tubs with walls 2 1/2" - 6 1/4" thick. Not recommended for use with fiber glass tubs. Tool-free installation. Available in two sizes: standard (12" height) and tall (16 1/2" height). Tall model provides two gripping surfaces to facilitate both entry and exit from tub. Attractive retail package. 250lb maximum weight capacity. Lifetime limited warranty.

69623A Bathtub Safety Rail, 12", 3/cs  
 69663A Tall Bathtub Safety Rail, 16 1/2", 3/cs

**DURO-MED DELUXE HAND-HELD BODY SHOWER MASSAGER**

Wall bracket and flexible 60" chrome hose. Use as stationary shower head or hand-held. 3 speed shower selection.

523-1580-0600 Massager  
**Accessories**  
 523-1581-0000 Shower Stopper, On/Off Switch For #1580



826-4



828-4



DV401C

### INVACARE HAND SHOWERS

Includes hand shower, wall bracket, 84" hose.

- 826-4 Standard Massage Hand Shower Kit, White, 4/cs  
828-4 Deluxe Hand Shower Kit, White, 4/cs

#### Accessories

- DV401C Diverter Valve Solid Brass Chrome, 4/cs  
TS301C Tub Spout Solid Brass Chrome, 4/cs

### LUMEX HAND HELD SHOWER

Sleek, attractive design. Instant on/off squeeze lever. Wall-mounting allows for use as fixed or hand held shower. 7 foot vinyl hose facilitates bathing in the seated or standing positions. Attractive retail packaging. One year limited warranty.

- 6970 Hand Held Shower

### SUNRISE MEDICAL GUARDIAN HAND HELD SHOWERS

- 98035 Hand Held Shower Pack, 4/cs

### DURO-MED BED SHAMPOO-ER

- 540-8082-0000 Inflatable Shampoo-er Kit, Vinyl, 21"W x 3"D, Includes Inflatable Ring, Plastic Basin & Carry Bag, 28" Drain Tube  
540-8083-0000 Inflatable Shampoo-er  
540-8084-0000 Plastic Molded Hair Rinser  
540-8085-0000 Duro-Matic Inflatable Bed Shampoo-er, Vinyl, 28"W x 24"L x 6"D, Drain Hose

### DURO-MED BATH SPONGE REACHER

16 1/2" long handle. Holds soap in sponge for self soaping.

- 640-8132-0000 Bath Sponge Reacher

### DURO-MED BUTTON AID/ZIP PULL

Easy grip handles. Two designs for standard or large buttons. Pass loop through button hold, over button and pull through with the use of one hand.

- 640-8104-0021 Wood Small Button Aid/Zip Pull  
640-8104-0023 Wood Large Button Aid/Zip Pull

### DURO-MED BUTTON AIDS

Replace regular buttons. Eliminate difficult to use buttons. Press Velcro® tapes together for easy closure. Fits all standard button holes. Machine washable.

- 640-8111-0000 Button Aids, 10/set



### DURO-MED CALL BELLS

Steel gong on black metal base. Long black wooden handle.

- 640-5400-0000 Round Call Bell  
640-5401-0000 Long Handle Call Bell

### DURO-MED CARD HOLDERS

- 640-8258-0000 Plastic Card Holder, Holds Up to 15 Cards, Unbreakable, 2/set

### DURO-MED DOOR KNOB HELPER

Fits over standard door knob. Molded rubber.

- 640-8114-0200 Door Knob Helper, 2/pk



### DURO-MED DRESSING AID STICK

Helps with all dressing and undressing chores. Reach zippers, laces, socks, etc. 27" long stick.

- 640-8110-0000 Dressing Aid Stick

### DURO-MED ELASTIC STRETCHABLE SHOE LACES

Allow for easy slip on/off of shoes. 27" length. Fits 3-5 hole shoes.

- 640-8123-0200 27" Shoe Laces, Black, 6 pr/pk  
640-8123-0400 27" Shoe Laces, Brown, 6 pr/pk  
640-8123-1900 27" Shoe Laces, White, 6 pr/pk

### DURO-MED FOAM EASY GRIP TUBING

Ideal for building up handle of various utensils, toothbrush, etc. Black, closed foam cell. Will not absorb moisture. Slip resistant.

- 640-8158-0200 Foam Easy Grip Tubing Set (3/8" hole, 1" outside, 4" length), 3/set

### DURO-MED FOLDING LAP TRAY

Legs fold under tray. Side pockets for storage. Easily cleaned polyethylene.

- 553-4075-1900 22" x 14" x 8" Lap Tray, White



### DURO-MED HELPING HANDLE

Provides solid support for persons capable of pulling themselves into an upright position but requiring some sort of a hand-hold. Heavy-duty formica and vinyl coated steel. Can be adjusted and clamped quickly and easily to any conventional bed having a mattress and box spring.

- 551-1990-1900 Helping Handle

### DURO-MED LEG LIFTER

32" metal rod covered with 1" webbing. Large loop to lift leg or cast.

- 640-8222-0000 Leg Lifter

### DURO-MED MEDICATION PLANNER

Extra large, 28 pill compartments. Each lid has raised letters and Braille markings. Dishwasher safe. Heavy-duty plastic.

- 640-8220-0000 Medication Planner, 8 3/8" x 5 5/8" x 1 1/8"

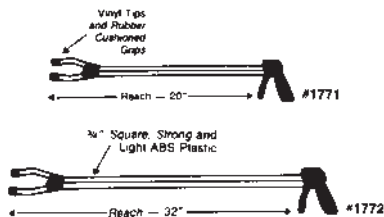
**DURO-MED NO BEND STOCKING PULL-ON**

One piece design to make stockings easy to put on. Insert foot and pull up with little effort and no bending.

640-8103-0000 Stocking Pull-On

**DURO-MED PILL CUTTERS/CRUSHERS**

640-5437-0000 Pill Cutter  
 640-5439-0000 Pill Crusher



**DURO-MED REACH EXTENDERS**

Designed to help patients pick up items without bending, stooping, or stretching. Provide patients greater independence while reducing risk of pain and injury. Easy to use grips.


- 640-1762-0000 30" Reach Extender, Metal Shaft, Prongs w/magnet
- 640-1764-0621 26" Reach Extender, Aluminum and Plastic, Jaws w/magnet
- 640-1764-0623 32" Reach Extender, Aluminum and Plastic, Jaws w/magnet
- 640-1768-0023 32" Reach Extender, Folding Aluminum/Plastic, Jaws w/magnet
- 640-1768-0621 24" Reach Extender, Folding Aluminum/Plastic, Jaws w/magnet
- 640-1771-0321 20" Reach Extender, Plastic, Prongs
- 640-1771-0323 32" Reach Extender, Plastic, Prongs
- 640-1774-0621 22" Reach Extender, Lightweight, Prongs w/suction cups
- 640-1774-0623 33" Reach Extender, Lightweight, Prongs w/suction cups

**DURO-MED SHOE HORNS**

640-8112-0000 Shoe Horn, 24" Chrome-Plated Shaft  
 640-8174-1900 Epoxy-Coated Steel Shoe Horn, 24"


**DURO-MED TOE CAPS**

710-8560-0021 Toe Caps, Cushioned Tips, Small, 1/2", 4/set  
 710-8560-0022 Toe Caps, Cushioned Tips, Medium, 3/4", 4/set  
 710-8560-0023 Toe Caps, Cushioned Tips, Large, 1", 4/set



**TECH-MED PILL CRUSHER & PILL CUTTER**

6340 Pill Crusher  
 6341 Pill Cutter, Blue w/stainless steel blade



**TECH-MED PILL ENVELOPE**

Heavyweight and imprinted. Ample room for patient information. Apply moisture to seal. 3" x 2".

4415 Printed Pill Envelope, 1000/bx

**DURO-MED DECUBITUS PADS**

Used to prevent and heal decubitus ulcers.

- 552-7940-0000 Convoluted Bed Pad, 33" x 72" x 4"
- 552-7945-0000 Convoluted Bed Pad, 33" x 76" x 4"
- 552-7948-0051 Full Size Convoluted Bed Pad, 50" x 72" x 2"
- 552-7948-0052 Queen Size Convoluted Bed Pad, 56" x 78" x 2"
- 552-7948-0053 King Size Convoluted Bed Pad, 72" x 80" x 2"
- 552-8002-0000 Convoluted Bed Pad, 33" x 72" x 2", Shrink Pack
- 552-8003-0000 Convoluted Bed Pad, 33" x 72" x 3", Shrink Pack
- 552-8004-0000 Convoluted Wheelchair Pad, 16" x 18" x 4"
- 552-8004-9910 Convoluted Cushion, 16" x 18" x 4", Plaid Cover
- 552-8005-0000 Convoluted One Piece Seat & Back Pad, 16" x 18" x 3"
- 559-8060-1921 Decubitus Pad, 100% Polyester Fiber, 15" x 18"
- 559-8060-1922 Decubitus Pad, 100% Polyester Fiber, 24" x 30"
- 559-8060-1923 Decubitus Pad, 100% Polyester Fiber, 30" x 40"
- 559-8060-1924 Decubitus Pad, 100% Polyester Fiber, 30" x 60"
- 559-8061-1900 Decubitus Bed Pad, w/elastic corner straps, 100% Polyester Fiber, 36" x 80"



**GRAHAM PROFESSIONAL PLASBAK™ DRAPE & BED SHEETS**

A tissue poly laminate which absorbs fluids and protects exam surfaces.

- 320 Drape Sheet, 40" x 48", White/Blue, 100/cs
- 321 Drape Sheet, 40" x 60", White/Blue, 100/cs
- 322 Bed Sheet, 40" x 72", White/Blue, 50/cs
- 323 Bed Sheet, 40" x 90", White/Blue, 50/cs